



2023  
—  
工具系统  
TOOLING SYSTEM



**XIAMEN GOLDEN EGRET SPECIAL ALLOY CO.,LTD.**

Add: No.69 Xinglong Road Huli District Xiamen CHINA  
Factory Add: No.1601-1629 Jicheng Road Industrial  
Concentration Area Tongan Xiamen CHINA  
Tel: +86-592-7107392  
Fax: +86-592-7107322  
PC: 361006  
Email: GJ.GLB@CXTC.COM

[www.gesac.net](http://www.gesac.net)

 **400-998-6858**



GE202306o

# 公司简介 About GESAC

厦门金鹭特种合金有限公司，成立于1989年，是一家中外合资的国家高新技术企业，隶属于中国六大稀土集团之一的厦门钨业股份有限公司。公司致力于高品质钨粉末材料、硬质合金、精密切削工具等钨系列产品的研发、生产，以及行业专业解决方案的提供，是世界知名的钨粉末、硬质合金及切削工具供应商。

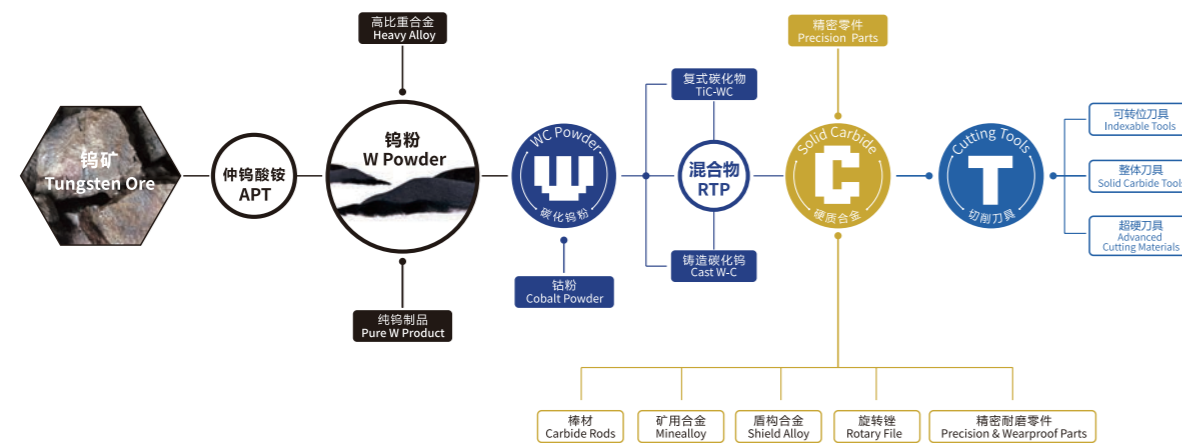
凭借完整钨产业链的产品集成技术研发，以及务实、创新的管理理念，厦门金鹭始终保持着强劲的发展势头，为全球用户提供最高性价比的产品和服务，为现代工业领域解决高硬度、耐高温、耐磨损问题，提供了优良的产品和完善的解决方案，客户遍布全球四十多个工业发达国家和地区，享誉海内外。

公司拥有国内4个生产基地和1个国家级企业研发中心，海外3个销售公司和1个海外生产基地，独立承担并完成多项“国家科技支撑计划项目”，“国家科技重大专项”，“国家火炬计划项目”，“国家重点新产品”开发项目及省市重点研究课题，被评为“战略性新兴产业骨干企业”、“创新型企业”、“先进技术企业”。

Xiamen Golden Egret Special Alloy Co., Ltd. (GESAC), founded in 1989, is a Sino-foreign joint venture with national high-tech, affiliated with XTC, which is one of six major rare earth groups in China. GESAC is committed to research & development, production and professional solutions providing of high-quality tungsten powder materials, cemented carbide, precision cutting tools and other tungsten products. Up to now, GESAC has become world-famous manufacturer and supplier of tungsten powder, cemented carbide and precision cutting tools products.

With the Integrated Product Development of complete tungsten industry chain, as well as a pragmatic and innovative management concept, GESAC has always maintained a strong momentum of development, providing the cost effective tungsten powder products and services for global users, offering the excellent products and perfect solutions for solving high hardness, high temperature resistance and wear resistance topics. Our brand "Golden Egret" has become one of the leading brand in the market, enjoying famous reputation in more than 40 countries and regions.

GESAC owns four production headquarters and one national level research center domestically, and three sales branches and one production base overseas. We undertook and completed several development programs independently, including the "National Science and Technology Support Programs", the "National Torch Program Projects", and the "National Key Projects" and so on. GESAC was awarded as "Key Enterprise for Strategic Emerging Industry", "Innovative Enterprise" and "Enterprise with Advanced Technology".



# 综合目录 COMPREHENSIVE CATALOG

◎	<b>A</b>	液压刀柄	Hydraulic Chuck	<b>A02 - A61</b>
◎	<b>B</b>	热装刀柄	Shrink-fit Chuck	<b>B02 - B114</b>
◎	<b>C</b>	镗刀	Boring Tools	<b>C02 - C87</b>
◎	<b>D</b>	PSC产品	PSC Product	<b>D02 - D61</b>
◎	<b>E</b>	通用刀柄	General Tool Holder	<b>E02 - E52</b>

HYDRAULIC CHUCK



液压刀柄  
HYDRAULIC CHUCK

# A 液压刀柄 - 目录

## HYDRAULIC CHUCK CONTENTS

### 设计特点 Design Features — A04

### 命名方式 Naming And Coding Rules — A06

### 通用型液压刀柄 General Purpose — A08

通用型	GHP BT30	A09
通用型	GHP BT40	A10
通用型	GHP BT50	A11
通用型	GHP HSK32A	A12
通用型	GHP HSK32C	A13
通用型	GHP HSK40A	A14
通用型	GHP HSK40C	A15
通用型	GHP HSK40E	A16
通用型	GHP HSK50A	A17
通用型	GHP HSK50C	A18
通用型	GHP HSK50E	A19
通用型	GHP HSK63A	A20
通用型	GHP HSK63C	A22
通用型	GHP HSK80A	A23
通用型	GHP HSK100A	A24
通用型	GHP SK30	A26
通用型	GHP SK40	A27
通用型 超短型	GHP Extra short design	A29
通用型	GHP SK50	A31
通用型	GHP PSC40	A32
通用型	GHP PSC50	A33
通用型	GHP PSC63	A34

### 强力型液压刀柄 High Torque — A35

强力型	GHPP BT30	A36
强力型	GHPP BT40	A37
强力型	GHPP BT50	A38
强力型	GHPP HSK63A	A39

### 模具型液压刀柄 Mold & Die — A40

模具型	GHPW HSK63A	A41
模具型	GHPW SK40	A42

### 磨刀机刀柄 Grinding Machine Chuck — A43

磨刀机刀柄	GHPG SK50	A44
-------	-----------	-----

### 筒夹 Reduction Bushes — A45


命名方式	Naming And Coding Rules	A46
ODHC12	ODHC12	A47
ODHC20	ODHC20	A48
ODHC25	ODHC25	A49
ODHC32	ODHC32	A50
DHC12	DHC12	A51
DHC20	DHC20	A52
DHC32	DHC32	A53

### 同步攻丝液压刀柄 Synchro Tapping Chucks — A54


同步攻丝液压刀柄命名方式	Synchro Tapping Chucks Naming And Coding Rules	A55
同步攻丝液压刀柄	Synchro Tapping Chucks	A56
同步攻丝液压刀柄筒夹命名方式	Synchro Tapping Chucks Reduction Bushes Naming And Coding Rules	A57
同步攻丝液压刀柄筒夹	Synchro Tapping Chucks Reduction Bushes	A58

### 配件清单 List of parts — A60

# 设计特点 Design Features



# HYDRAULIC CHUCK



液压刀柄的液压结构可以有效的吸收加工震动


### 您的收益

- 减少加工时震动对机床主轴的损坏;
- 防止震动产生刀具磨损及工件损伤。

The hydraulic structure of our hydraulic chuck can effectively absorb the machining vibration;

### Benefit

- Reduce the damage of vibration to the machine tool spindle during machining;
- Prevent tool wear and workpiece damage caused by vibration.



特有的表面处理工艺，打造“镜面”外观

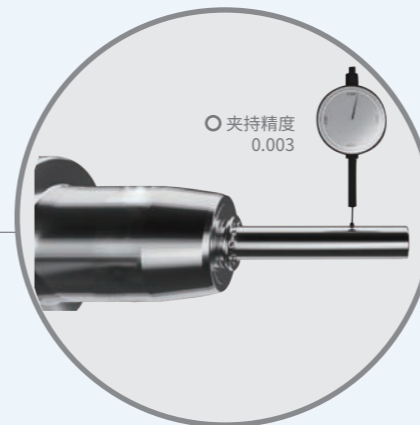
### 您的收益

- 延长刀柄寿命，有效防腐防锈;
- 避免刀柄在加工时被铁屑磨损。

Unique surface treatment process to create a "mirror" appearance

### Benefit

- Extend the service life and effectively prevent corrosion and rust;
- Avoid being cut and worn by chip during machining.



2.5倍径处夹持孔跳动 $\leq 0.003\text{mm}$

### 您的收益

- 使刀具在加工过程中均匀切削;
- 提高加工工件表面光洁度;
- 延长刀具使用寿命。

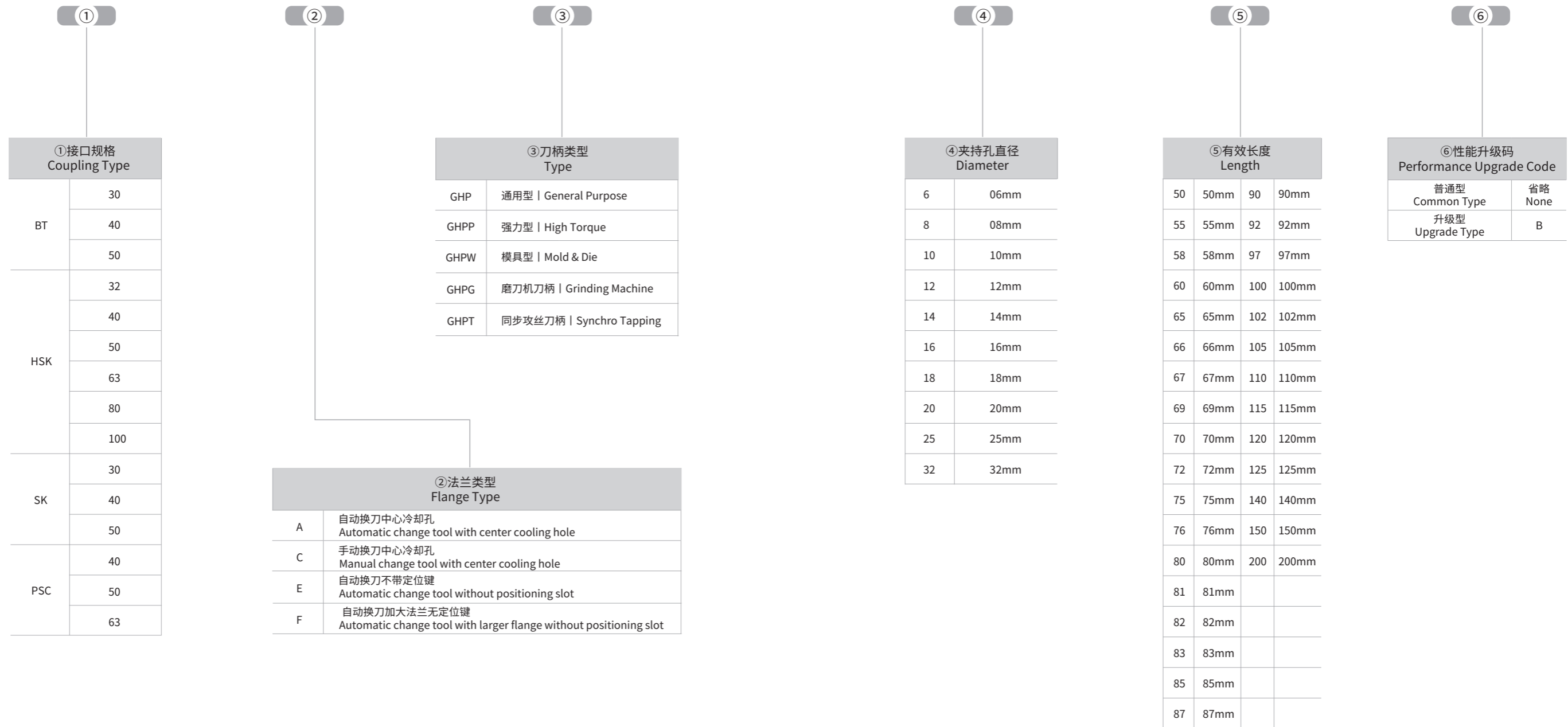
Runout $\leq 0.003\text{mm}$  at 2.5D

### Benefit

- Even cutting during the machining process;
- Improve the surface finish of machined workpiece;
- Prolong tool service life.

命名方式  
Naming And Coding Rules

# HSK63 A — GHP 12 — 90 — B



## 通用型液压刀柄 GENERAL PURPOSE

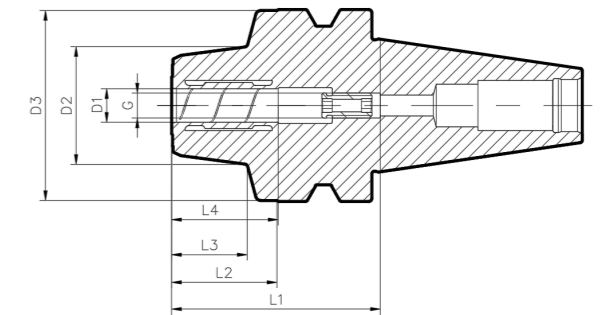
- 适用于钻削、铰削、镗削及铣削等切削加工；
- 接口涵盖BT、HSK、SK及PSC等类型；
- 在2.5xD处回转精度 $\leq 0.003\text{mm}$ ；
- 转速为25000rpm时，平衡质量等级达到G2.5或 $U_{\text{max}} < 1\text{g}\cdot\text{mm}$ 。
- For drilling, reaming, boring, milling, and other cutting machining;
- Coupling type: BT/ HSK/ SK/ PSC;
- Runout  $\leq 0.003\text{mm}$  at 2.5D;
- Balancing Grade: G2.5 at 25,000 rpm or  $U_{\text{max}} < 1\text{g}\cdot\text{mm}$ .



通用型/GHP

## BT30

JIS B 6339



- 在2.5xD处回转精度 $\leq 0.003\text{mm}$
- 转速为25,000 rpm时，平衡质量等级达到G2.5或 $U_{\text{max}} < 1\text{g}\cdot\text{mm}$
- 轴向长度可调节

- Runout  $\leq 0.003\text{mm}$  at 2.5D
- Balancing Grade: G2.5 at 25,000 rpm or  $U_{\text{max}} < 1\text{g}\cdot\text{mm}$
- With adjustable axial length

技术参数 | Technical parameters

单位 | Unit: mm

接口 Coupling	订货号 Ordering code	D1	D2	D3	L1	L2	L3	L4	G	重量 m (kg)	扳手 Key	库存 Stock
BT30	BT30-GHP06-50-B	6	26	45.5	50	25.2	17.4	26	M5	0.6	TH05T-L-B	▲
BT30	BT30-GHP06-100-B	6	26	45.5	100	75.2	58.8	26	M5	0.86	TH05T-L-B	▲
BT30	BT30-GHP08-50-B	8	28	45.5	50	25.2	19	26	M6	0.61	TH05T-L-B	▲
BT30	BT30-GHP08-100-B	8	28	45.5	100	75.2	59.1	26	M6	0.89	TH05T-L-B	▲
BT30	BT30-GHP10-50-B	10	30	45.5	50	25.2	17.4	30	M8*1	0.61	TH05T-L-B	▲
BT30	BT30-GHP10-100-B	10	30	45.5	100	75.2	59.3	30	M8*1	0.94	TH05T-L-B	▲
BT30	BT30-GHP12-50-B	12	32	45.5	50	25.2	17.4	36	M8*1	0.62	TH05T-L-B	▲
BT30	BT30-GHP12-100-B	12	32	45.5	100	75.2	59.6	36	M8*1	0.97	TH05T-L-B	▲
BT30	BT30-GHP16-90-B	16	38	45.5	90	65.2	50.4	40	M12*1	0.98	TH05T-L-B	▲
BT30	BT30-GHP20-90-B	20	42	45.5	90	65.2	50.9	41	M12*1	1.02	TH05T-L-B	●
BT30	BT30-GHP20-100-B	20	42	45.5	100	75.2	60.9	41	M12*1	1.14	TH05T-L-B	▲

供货期: ● 可供现货 ▲ 交货时间短 ○ 按需求定制

Availability: ● available in stock ▲ short lead time ○ on request

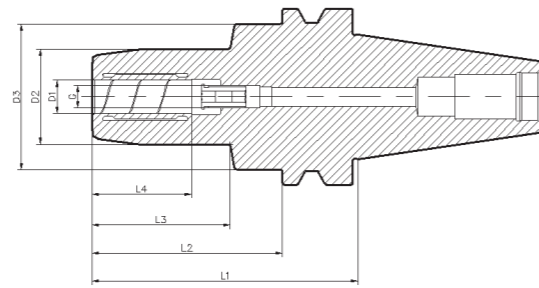

- 刀具柄部公差等级: h6
- 配合筒夹夹持, 实现更灵活的夹持范围
- 标准发货范围不含驱动扳手
- 可按要求定制其他尺寸和特殊设计
- 拉钉选配详见通用刀柄样册P51-52

- Tolerance class of tool shank: h6
- Clamping with Reduction bushes, to achieve more flexible clamping range
- Drive key is not included in the standard order
- Additional sizes and special designs available on request
- Pull stud choose, see the sample book of General Tool Holder P43-44

通用型/GHP

# BT40

JIS B 6339



- 在2.5xD处回转精度 $\leq 0.003\text{mm}$
- 转速为25,000 rpm时, 平衡质量等级达到G2.5或 $U_{\text{max}} < 1\text{ g}\cdot\text{mm}$
- 轴向长度可调节

- Runout  $\leq 0.003\text{mm}$  at 2.5D
- Balancing Grade: G2.5 at 25,000 rpm or  $U_{\text{max}} < 1\text{ g}\cdot\text{mm}$
- With adjustable axial length

技术参数 | Technical parameters

单位 | Unit: mm

接口 Coupling	订货号 Ordering code	D1	D2	D3	L1	L2	L3	L4	G	重量 m (kg)	扳手 Key	库存 Stock
BT40	BT40-GHP06-90-B	6	26	52	90	63	43.6	26	M5	1.42	TH05T-L-B	●
BT40	BT40-GHP06-140-B	6	26	52	140	113	93.6	26	M5	1.63	TH05T-L-B	▲
BT40	BT40-GHP08-90-B	8	28	52	90	63	43.8	26	M6	1.42	TH05T-L-B	●
BT40	BT40-GHP08-140-B	8	28	52	140	113	93.8	26	M6	1.68	TH05T-L-B	▲
BT40	BT40-GHP10-90-B	10	30	52	90	63	44	30	M8*1	1.43	TH05T-L-B	●
BT40	BT40-GHP10-140-B	10	30	52	140	113	94	30	M8*1	1.76	TH05T-L-B	▲
BT40	BT40-GHP12-90-B	12	32	52	90	63	44.1	36	M8*1	1.5	TH05T-L-B	●
BT40	BT40-GHP12-140-B	12	32	52	140	113	94.1	36	M8*1	1.84	TH05T-L-B	▲
BT40	BT40-GHP16-90-B	16	38	52	90	63	44.7	40	M12*1	1.57	TH05T-L-B	●
BT40	BT40-GHP16-140-B	16	38	52	140	113	94.7	40	M12*1	2.05	TH05T-L-B	▲
BT40	BT40-GHP20-90-B	20	42	52	90	63	45	41	M12*1	1.69	TH05T-L-B	●
BT40	BT40-GHP20-140-B	20	42	52	140	113	95	41	M12*1	2.19	TH05T-L-B	▲
BT40	BT40-GHP32-83-B	32	63	75	83	56	29.9	51	M16*1	1.94	TH06T-L-B	●

供货期: ● 可供现货 ▲ 交货时间短 ○ 按需求定制

Availability: ● available in stock ▲ short lead time ○ on request

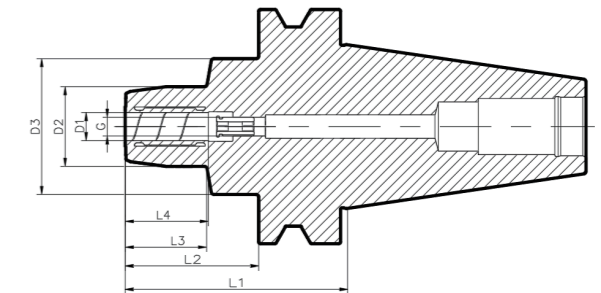

- 刀具柄部公差等级: h6
- 配合筒夹夹持, 实现更灵活的夹持范围
- 标准发货范围不含驱动扳手
- 可按要求定制其他尺寸和特殊设计
- 拉钉选配详见通用刀柄样册P51-52

- Tolerance class of tool shank: h6
- Clamping with Reduction bushes, to achieve more flexible clamping range
- Drive key is not included in the standard order
- Additional sizes and special designs available on request
- Pull stud choose, see the sample book of General Tool Holder P43-44

通用型/GHP

# BT50

JIS B 6339



- 在2.5xD处回转精度 $\leq 0.003\text{mm}$
- 转速为25,000 rpm时, 平衡质量等级达到G2.5或 $U_{\text{max}} < 1\text{ g}\cdot\text{mm}$
- 轴向长度可调节

- Runout  $\leq 0.003\text{mm}$  at 2.5D
- Balancing Grade: G2.5 at 25,000 rpm or  $U_{\text{max}} < 1\text{ g}\cdot\text{mm}$
- With adjustable axial length

技术参数 | Technical parameters

单位 | Unit: mm

接口 Coupling	订货号 Ordering code	D1	D2	D3	L1	L2	L3	L4	G	重量 m (kg)	扳手 Key	库存 Stock
BT50	BT50-GHP06-90-B	6	26	58	90	52	29.1	26	M5	4.14	TH05T-L-B	▲
BT50	BT50-GHP06-140-B	6	26	58	140	102	79.1	26	M5	4.33	TH05T-L-B	▲
BT50	BT50-GHP08-90-B	8	28	58	90	52	29.3	26	M6	4.14	TH05T-L-B	▲
BT50	BT50-GHP08-140-B	8	28	58	140	102	79.3	26	M6	4.36	TH05T-L-B	▲
BT50	BT50-GHP10-90-B	10	30	58	90	52	29.4	30	M8*1	4.13	TH05T-L-B	▲
BT50	BT50-GHP10-140-B	10	30	58	140	102	79.4	30	M8*1	4.38	TH05T-L-B	▲
BT50	BT50-GHP12-90-B	12	32	58	90	52	31	36	M8*1	4.16	TH05T-L-B	▲
BT50	BT50-GHP12-140-B	12	32	58	140	102	79.6	36	M8*1	4.48	TH05T-L-B	▲
BT50	BT50-GHP16-90-B	16	38	58	90	52	30.1	40	M12*1	4.17	TH05T-L-B	▲
BT50	BT50-GHP16-140-B	16	38	58	140	102	80.1	40	M12*1	4.58	TH05T-L-B	▲
BT50	BT50-GHP20-90-B	20	42	58	90	52	31	41	M12X1	4.21	TH05T-L-B	●
BT50	BT50-GHP20-140-B	20	42	58	140	102	80.5	41	M12X1	4.77	TH05T-L-B	▲
BT50	BT50-GHP32-120-B	32	63	75	120	82	60.8	51	M16X1	5.29	TH06T-L-B	●

供货期: ● 可供现货 ▲ 交货时间短 ○ 按需求定制

Availability: ● available in stock ▲ short lead time ○ on request

- 刀具柄部公差等级: h6
- 配合筒夹夹持, 实现更灵活的夹持范围
- 标准发货范围不含驱动扳手
- 可按要求定制其他尺寸和特殊设计
- 拉钉选配详见通用刀柄样册P51-52

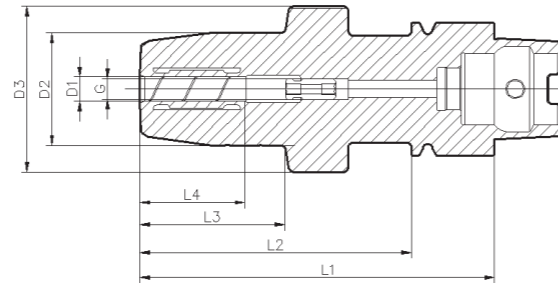

- Tolerance class of tool shank: h6
- Clamping with Reduction bushes, to achieve more flexible clamping range
- Drive key is not included in the standard order
- Additional sizes and special designs available on request
- Pull stud choose, see the sample book of General Tool Holder P43-44



通用型/GHP

# HSK32A

DIN 69893



- 在2.5xD处回转精度≤0.003mm
- 转速为25,000 rpm时，平衡质量等级达到G2.5或Umax < 1 g·mm
- 轴向长度可调节

- Runout ≤ 0.003mm at 2.5D
- Balancing Grade: G2.5 at 25,000 rpm or Umax < 1 g·mm
- With adjustable axial length

技术参数 | Technical parameters

单位 | Unit: mm

接口 Coupling	订货号 Ordering code	D1	D2	D3	L1	L2	L3	L4	G	重量 m (kg)	扳手 Key	水嘴 Nozzle	库存 Stock
HSK32A	HSK32A-GHP06-80-B	6	26	39.8	80	60	29.7	26	M5	0.41	TH04T-L-B	M10*1	▲
HSK32A	HSK32A-GHP08-80-B	8	28	39.8	80	60	29.8	26	M6	0.42	TH04T-L-B	M10*1	▲
HSK32A	HSK32A-GHP10-85-B	10	30	39.8	85	65	35	30	M8*1	0.47	TH04T-L-B	M10*1	▲
HSK32A	HSK32A-GHP12-90-B	12	32	39.8	90	70	40.2	36	M8*1	0.52	TH04T-L-B	M10*1	▲

供货期: ● 可供现货 ▲ 交货时间短 ○ 按需求定制

Availability: ● available in stock ▲ short lead time ○ on request

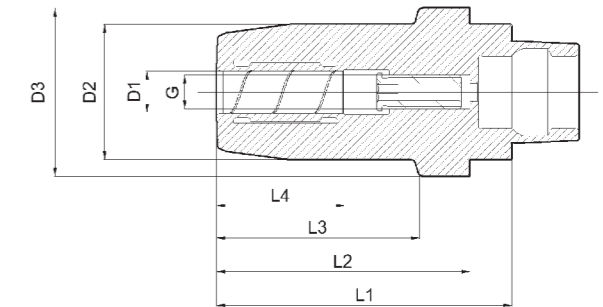

- 刀具柄部公差等级: h6
- 配合筒夹夹持, 实现更灵活的夹持范围
- 标准发货范围不含驱动扳手
- 可按要求定制其他尺寸和特殊设计
- 如需单独订购水嘴, 请参照60页

- Tolerance class of tool shank: h6
- Clamping with Reduction bushes, to achieve more flexible clamping range
- Drive key is not included in the standard order
- Additional sizes and special designs available on request
- Nozzle need to be ordered seperately. Please refer to P60

通用型/GHP

# HSK32C

DIN 69893



- 在2.5xD处回转精度≤0.003mm
- 转速为25,000 rpm时，平衡质量等级达到G2.5或Umax < 1 g·mm
- 轴向长度可调节

- Runout ≤ 0.003mm at 2.5D
- Balancing Grade: G2.5 at 25,000 rpm or Umax < 1 g·mm
- With adjustable axial length

技术参数 | Technical parameters

单位 | Unit: mm

接口 Coupling	订货号 Ordering code	D1	D2	D3	L1	L2	L3	L4	G	重量 m (kg)	扳手 Key	库存 Stock
HSK32C	HSK32C-GHP06-65-B	6	26	32	65	33.1	33.1	26	M5	0.35	TH04T-L-B	○
HSK32C	HSK32C-GHP08-67-B	8	28	32	67	33.4	33.4	26	M6	0.38	TH04T-L-B	○
HSK32C	HSK32C-GHP10-70-B	10	30	32	70	36.7	36.7	30	-	0.43	TH04T-L-B	○
HSK32C	HSK32C-GHP12-76-B	12	32	32	76	76	76	36	-	0.49	TH04T-L-B	▲

供货期: ● 可供现货 ▲ 交货时间短 ○ 按需求定制

Availability: ● available in stock ▲ short lead time ○ on request

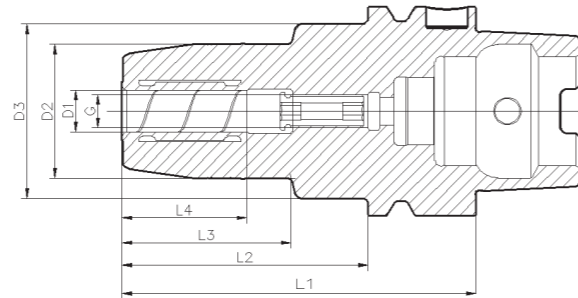
- 刀具柄部公差等级: h6
- 配合筒夹夹持, 实现更灵活的夹持范围
- 标准发货范围不含驱动扳手
- 可按要求定制其他尺寸和特殊设计

- Tolerance class of tool shank: h6
- Clamping with Reduction bushes, to achieve more flexible clamping range
- Drive key is not included in the standard order
- Additional sizes and special designs available on request

通用型/GHP

# HSK40A

DIN 69893



- 在2.5xD处回转精度≤0.003mm
- 转速为25,000 rpm时，平衡质量等级达到G2.5或U<sub>max</sub> < 1 g·mm
- 轴向长度可调节

- Runout ≤ 0.003mm at 2.5D
- Balancing Grade: G2.5 at 25,000 rpm or U<sub>max</sub> < 1 g·mm
- With adjustable axial length

技术参数 | Technical parameters

单位 | Unit: mm

接口 Coupling	订货号 Ordering code	D1	D2	D3	L1	L2	L3	L4	G	重量 m (kg)	扳手 Key	水嘴 Nozzle	库存 Stock
HSK40A	HSK40A-GHP06-70-B	6	26	33.5	70	50	31.9	26	M5	0.41	TH04T-L-B	M12*1	▲
HSK40A	HSK40A-GHP08-70-B	8	28	33.5	70	50	32.2	26	M6	0.42	TH04T-L-B	M12*1	▲
HSK40A	HSK40A-GHP10-75-B	10	30	33.5	75	55	37.5	30	M8*1	0.48	TH04T-L-B	M12*1	▲
HSK40A	HSK40A-GHP12-80-B	12	32	33.5	80	60	42.5	36	M8*1	0.52	TH04T-L-B	M12*1	●
HSK40A	HSK40A-GHP14-85-B	14	34	52.5	85	65	31.3	39	M10*1	0.78	TH05T-L-B	M12*1	○
HSK40A	HSK40A-GHP16-90-B	16	38	52.5	90	70	36.6	40	M12*1	0.83	TH05T-L-B	M12*1	▲
HSK40A	HSK40A-GHP20-100-B	20	42	52.5	100	80	47	41	M12*1	0.97	TH05T-L-B	M12*1	●

供货期: ● 可供现货 ▲ 交货时间短 ○ 按需求定制

Availability: ● available in stock ▲ short lead time ○ on request

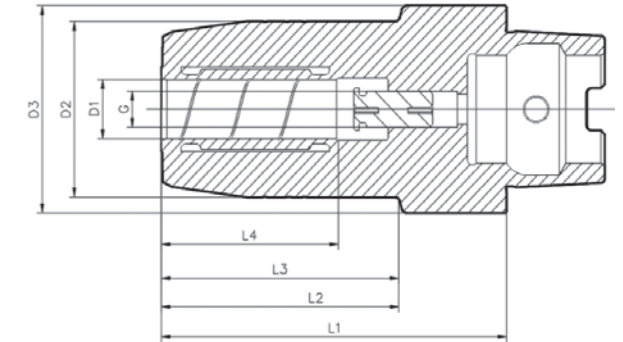
- 刀具柄部公差等级: h6
- 配合筒夹夹持，实现更灵活的夹持范围
- 标准发货范围不含驱动扳手
- 可按要求定制其他尺寸和特殊设计
- 如需单独订购水嘴，请参照60页

- Tolerance class of tool shank: h6
- Clamping with Reduction bushes, to achieve more flexible clamping range
- Drive key is not included in the standard order
- Additional sizes and special designs available on request
- Nozzle need to be ordered seperately. Please refer to P60

通用型/GHP

# HSK40C

DIN 69893



- 在2.5xD处回转精度≤0.003mm
- 转速为25,000 rpm时，平衡质量等级达到G2.5或U<sub>max</sub> < 1 g·mm
- 轴向长度可调节

- Runout ≤ 0.003mm at 2.5D
- Balancing Grade: G2.5 at 25,000 rpm or U<sub>max</sub> < 1 g·mm
- With adjustable axial length

技术参数 | Technical parameters

单位 | Unit: mm

接口 Coupling	订货号 Ordering code	D1	D2	D3	L1	L2	L3	L4	G	重量 m (kg)	扳手 Key	库存 Stock
HSK40C	HSK40C-GHP06-60-B	6	26	40	60	36.1	36.1	26	M5	0.36	TH04T-L-B	●
HSK40C	HSK40C-GHP08-60-B	8	28	40	60	36.3	36.3	26	M6	0.37	TH04T-L-B	▲
HSK40C	HSK40C-GHP10-65-B	10	30	40	65	41.6	41.6	30	M8*1	0.44	TH04T-L-B	●
HSK40C	HSK40C-GHP12-70-B	12	32	40	70	47	47	36	M8*1	0.49	TH04T-L-B	●

供货期: ● 可供现货 ▲ 交货时间短 ○ 按需求定制

Availability: ● available in stock ▲ short lead time ○ on request

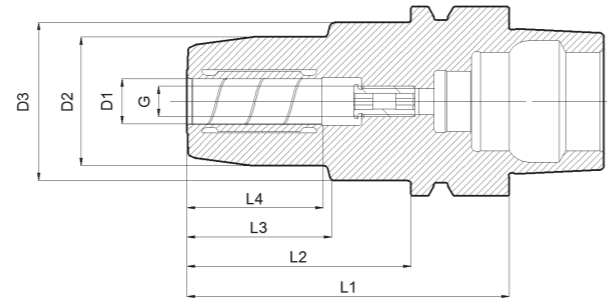
- 刀具柄部公差等级: h6
- 配合筒夹夹持，实现更灵活的夹持范围
- 标准发货范围不含驱动扳手
- 可按要求定制其他尺寸和特殊设计

- Tolerance class of tool shank: h6
- Clamping with Reduction bushes, to achieve more flexible clamping range
- Drive key is not included in the standard order
- Additional sizes and special designs available on request

通用型/GHP

# HSK40E

DIN 69893



- 在2.5xD处回转精度≤0.003mm
- 转速为25,000 rpm时，平衡质量等级达到G2.5或Umax < 1 g·mm
- 轴向长度可调节

- Runout ≤ 0.003mm at 2.5D
- Balancing Grade: G2.5 at 25,000 rpm or Umax < 1 g·mm
- With adjustable axial length

技术参数 | Technical parameters

单位 | Unit: mm

接口 Coupling	订货号 Ordering code	D1	D2	D3	L1	L2	L3	L4	G	重量 m (kg)	扳手 Key	水嘴 Nozzle	库存 Stock
HSK40E	HSK40E-GHP06-70-B	6	26	33.5	70	50	31.9	26	M5	0.42	TH04T-L-B	M12*1	○
HSK40E	HSK40E-GHP08-70-B	8	28	33.5	70	50	32.2	26	M6	0.44	TH04T-L-B	M12*1	○
HSK40E	HSK40E-GHP10-75-B	10	30	33.5	75	55	37.5	30	M8*1	0.49	TH04T-L-B	M12*1	○
HSK40E	HSK40E-GHP12-80-B	12	32	33.5	80	60	42.7	36	M8*1	0.54	TH04T-L-B	M12*1	▲

供货期: ● 可供现货 ▲ 交货时间短 ○ 按需求定制

Availability: ● available in stock ▲ short lead time ○ on request

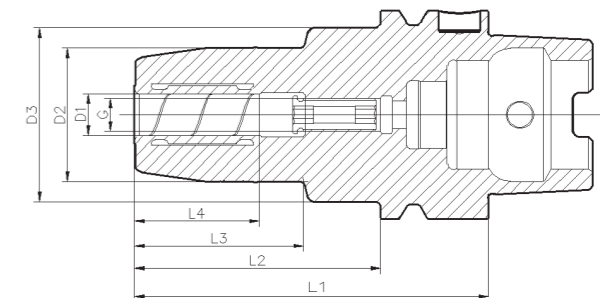
- 刀具柄部公差等级: h6
- 配合筒夹夹持, 实现更灵活的夹持范围
- 标准发货范围不含驱动扳手
- 可按要求定制其他尺寸和特殊设计
- 如需单独订购水嘴, 请参照60页

- Tolerance class of tool shank: h6
- Clamping with Reduction bushes, to achieve more flexible clamping range
- Drive key is not included in the standard order
- Additional sizes and special designs available on request
- Nozzle need to be ordered separately. Please refer to P60

通用型/GHP

# HSK50A

DIN 69893



- 在2.5xD处回转精度≤0.003mm
- 转速为25,000 rpm时，平衡质量等级达到G2.5或Umax < 1 g·mm
- 轴向长度可调节

- Runout ≤ 0.003mm at 2.5D
- Balancing Grade: G2.5 at 25,000 rpm or Umax < 1 g·mm
- With adjustable axial length

技术参数 | Technical parameters

单位 | Unit: mm

接口 Coupling	订货号 Ordering code	D1	D2	D3	L1	L2	L3	L4	G	重量 m (kg)	扳手 Key	水嘴 Nozzle	库存 Stock
HSK50A	HSK50A-GHP06-70-B	6	26	41.8	70	44	20.8	26	M5	0.62	TH05T-L-B	M16*1	▲
HSK50A	HSK50A-GHP08-70-B	8	28	41.8	70	44	21.1	26	M6	0.63	TH05T-L-B	M16*1	▲
HSK50A	HSK50A-GHP10-75-B	10	30	41.8	75	49	31	30	M8*1	0.71	TH05T-L-B	M16*1	▲
HSK50A	HSK50A-GHP12-85-B	12	32	41.8	85	59	36.6	36	M8*1	0.78	TH05T-L-B	M16*1	●
HSK50A	HSK50A-GHP14-85-B	14	34	41.8	85	59	36.9	39	M10*1	0.83	TH05T-L-B	M16*1	○
HSK50A	HSK50A-GHP16-90-B	16	38	52.8	90	64	31	40	M12*1	1.02	TH05T-L-B	M16*1	▲
HSK50A	HSK50A-GHP18-90-B	18	40	52.8	90	64	31	41	M12*1	1.03	TH05T-L-B	M16*1	○
HSK50A	HSK50A-GHP20-90-B	20	42	56.8	90	64	31	41	M12*1	1.08	TH05T-L-B	M16*1	●

供货期: ● 可供现货 ▲ 交货时间短 ○ 按需求定制

Availability: ● available in stock ▲ short lead time ○ on request

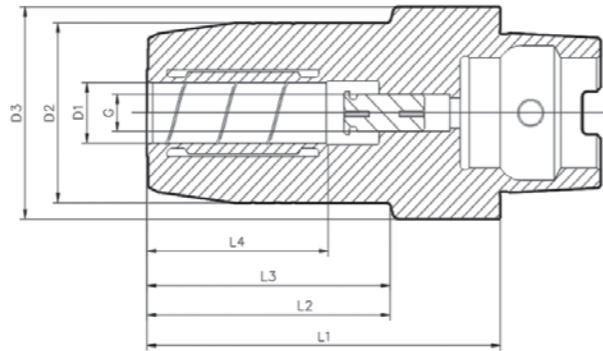

- 刀具柄部公差等级: h6
- 配合筒夹夹持, 实现更灵活的夹持范围
- 标准发货范围不含驱动扳手
- 可按要求定制其他尺寸和特殊设计
- 如需单独订购水嘴, 请参照60页

- Tolerance class of tool shank: h6
- Clamping with Reduction bushes, to achieve more flexible clamping range
- Drive key is not included in the standard order
- Additional sizes and special designs available on request
- Nozzle need to be ordered separately. Please refer to P60

通用型/GHP

# HSK50C

DIN 69893



- 在2.5xD处回转精度≤0.003mm
- 转速为25,000 rpm时，平衡质量等级达到G2.5或U<sub>max</sub> < 1 g·mm
- 轴向长度可调节

- Runout ≤ 0.003mm at 2.5D
- Balancing Grade: G2.5 at 25,000 rpm or U<sub>max</sub> < 1 g·mm
- With adjustable axial length

技术参数 | Technical parameters

单位 | Unit: mm

接口 Coupling	订货号 Ordering code	D1	D2	D3	L1	L2	L3	L4	G	重量 m (kg)	扳手 Key	库存 Stock
HSK50C	HSK50C-GHP06-60-B	6	26	50	60	28.3	28.3	26	M5	0.55	TH05T-L-B	▲
HSK50C	HSK50C-GHP08-60-B	8	28	50	60	28.5	28.5	26	M6	0.56	TH05T-L-B	▲
HSK50C	HSK50C-GHP10-65-B	10	30	50	65	33.7	33.7	30	M8*1	0.62	TH05T-L-B	▲
HSK50C	HSK50C-GHP12-75-B	12	32	50	75	43.9	43.9	36	M8*1	0.7	TH05T-L-B	●
HSK50C	HSK50C-GHP14-75-B	14	34	50	75	44	44	36	M10*1	0.76	TH05T-L-B	○
HSK50C	HSK50C-GHP16-80-B	16	38	50	80	49.4	49.4	40	M12*1	0.83	TH05T-L-B	▲
HSK50C	HSK50C-GHP18-80-B	18	40	50	80	49.6	49.6	41	M12*1	0.86	TH05T-L-B	○
HSK50C	HSK50C-GHP20-80-B	20	42	50	80	49.7	49.7	41	M12*1	0.89	TH05T-L-B	●

供货期: ● 可供现货 ▲ 交货时间短 ○ 按需求定制

Availability: ● available in stock ▲ short lead time ○ on request

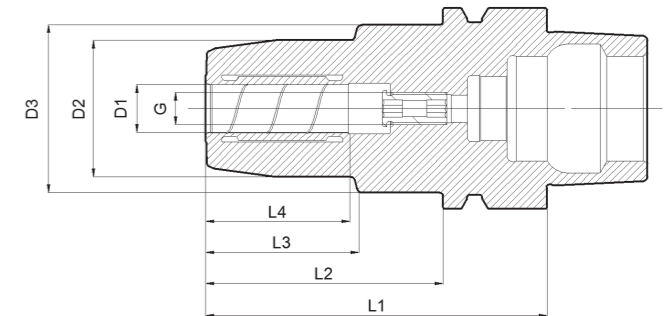

- 刀具柄部公差等级: h6
- 配合筒夹夹持，实现更灵活的夹持范围
- 标准发货范围不含驱动扳手
- 可按要求定制其他尺寸和特殊设计

- Tolerance class of tool shank: h6
- Clamping with Reduction bushes, to achieve more flexible clamping range
- Drive key is not included in the standard order
- Additional sizes and special designs available on request

通用型/GHP

# HSK50E

DIN 69893



- 在2.5xD处回转精度≤0.003mm
- 转速为25,000 rpm时，平衡质量等级达到G2.5或U<sub>max</sub> < 1 g·mm
- 轴向长度可调节

- Runout ≤ 0.003mm at 2.5D
- Balancing Grade: G2.5 at 25,000 rpm or U<sub>max</sub> < 1 g·mm
- With adjustable axial length

技术参数 | Technical parameters

单位 | Unit: mm

接口 Coupling	订货号 Ordering code	D1	D2	D3	L1	L2	L3	L4	G	重量 m (kg)	扳手 Key	水嘴 Nozzle	库存 Stock
HSK50E	HSK50E-GHP06-70-B	6	26	41.8	70	44	20.8	26	M5	0.69	TH05T-L-B	M16*1	▲
HSK50E	HSK50E-GHP08-70-B	8	28	41.8	70	44	21.1	26	M6	0.697	TH05T-L-B	M16*1	▲
HSK50E	HSK50E-GHP10-75-B	10	30	41.8	75	49	31	30	M8x1	0.731	TH05T-L-B	M16*1	▲
HSK50E	HSK50E-GHP12-85-B	12	32	41.8	85	59	36.6	36	M8x1	0.812	TH05T-L-B	M16*1	▲
HSK50E	HSK50E-GHP16-90-B	16	38	41.8	90	64	31	40	M12x1	1.044	TH05T-L-B	M16*1	▲
HSK50E	HSK50E-GHP20-90-B	20	42	41.8	90	64	31	41	M12x1	1.103	TH05T-L-B	M16*1	▲

供货期: ● 可供现货 ▲ 交货时间短 ○ 按需求定制

Availability: ● available in stock ▲ short lead time ○ on request

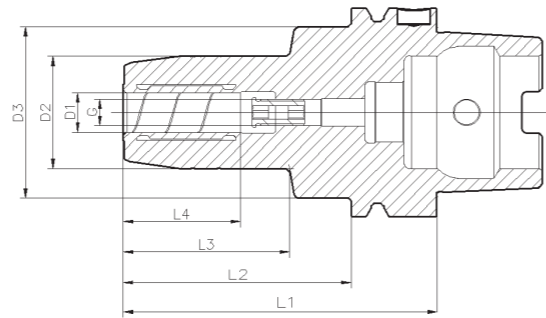

- 刀具柄部公差等级: h6
- 配合筒夹夹持，实现更灵活的夹持范围
- 标准发货范围不含驱动扳手
- 可按要求定制其他尺寸和特殊设计
- 如需单独订购水嘴，请参照60页

- Tolerance class of tool shank: h6
- Clamping with Reduction bushes, to achieve more flexible clamping range
- Drive key is not included in the standard order
- Additional sizes and special designs available on request
- Nozzle need to be ordered separately. Please refer to P60

通用型/GHP

# HSK63A

DIN 69893



- 在2.5xD处回转精度≤0.003mm
- 转速为25,000 rpm时, 平衡质量等级达到G2.5或U<sub>max</sub> < 1 g·mm
- 轴向长度可调节

- Runout ≤ 0.003mm at 2.5D
- Balancing Grade: G2.5 at 25,000 rpm or U<sub>max</sub> < 1 g·mm
- With adjustable axial length

技术参数 | Technical parameters

单位 | Unit: mm

接口 Coupling	订货号 Ordering code	D1	D2	D3	L1	L2	L3	L4	G	重量 m (kg)	扳手 Key	水嘴 Nozzle	库存 Stock
HSK63A	HSK63A-GHP06-70-B	6	26	51.8	70	44	24.7	26	-	1	TH05T-L-B	M18*1	●
HSK63A	HSK63A-GHP06-80-B	6	26	51.8	80	54	34.7	26	M5	1.04	TH05T-L-B	M18*1	▲
HSK63A	HSK63A-GHP06-120-B	6	26	51.8	120	94	74.7	26	M5	1.2	TH05T-L-B	M18*1	▲
HSK63A	HSK63A-GHP06-125-B	6	26	51.8	125	99	79.7	26	M5	1.22	TH05T-L-B	M18*1	▲
HSK63A	HSK63A-GHP06-200-B	6	26	51.8	200	174	154.7	26	M5	1.53	TH05T-L-B	M18*1	○
HSK63A	HSK63A-GHP08-70-B	8	28	51.8	70	44	24.9	26	-	1.02	TH05T-L-B	M18*1	●
HSK63A	HSK63A-GHP08-80-B	8	28	51.8	80	54	34.9	26	M6	1.05	TH05T-L-B	M18*1	▲
HSK63A	HSK63A-GHP08-120-B	8	28	51.8	120	94	74.9	26	M6	1.22	TH05T-L-B	M18*1	▲
HSK63A	HSK63A-GHP08-125-B	8	28	51.8	125	99	79.9	26	M6	1.27	TH05T-L-B	M18*1	▲
HSK63A	HSK63A-GHP08-200-B	8	28	51.8	200	174	154.9	26	M6	1.62	TH05T-L-B	M18*1	○
HSK63A	HSK63A-GHP10-80-B	10	30	51.8	80	54	35	30	M8*1	1.08	TH05T-L-B	M18*1	●
HSK63A	HSK63A-GHP10-85-B	10	30	51.8	85	59	40	30	M8*1	1.11	TH05T-L-B	M18*1	▲
HSK63A	HSK63A-GHP10-120-B	10	30	51.8	120	94	75	30	M8*1	1.31	TH05T-L-B	M18*1	▲
HSK63A	HSK63A-GHP10-125-B	10	30	51.8	125	99	80	30	M8*1	1.34	TH05T-L-B	M18*1	▲

转下页 see next page →

通用型/GHP

# HSK63A

DIN 69893

技术参数 | Technical parameters

单位 | Unit: mm

接口 Coupling	订货号 Ordering code	D1	D2	D3	L1	L2	L3	L4	G	重量 m (kg)	扳手 Key	水嘴 Nozzle	库存 Stock
HSK63A	HSK63A-GHP10-200-B	10	30	51.8	200	174	155	30	M8*1	1.77	TH05T-L-B	M18*1	○
HSK63A	HSK63A-GHP12-85-B	12	32	51.8	85	59	40.2	36	M8*1	1.13	TH05T-L-B	M18*1	●
HSK63A	HSK63A-GHP12-90-B	12	32	51.8	90	64	45.2	36	M8*1	1.16	TH05T-L-B	M18*1	●
HSK63A	HSK63A-GHP12-120-B	12	32	51.8	120	94	75.2	36	M8*1	1.36	TH05T-L-B	M18*1	●
HSK63A	HSK63A-GHP12-200-B	12	32	51.8	200	174	155.2	36	M8*1	1.89	TH05T-L-B	M18*1	○
HSK63A	HSK63A-GHP14-85-B	14	34	51.8	85	59	40.4	36	M10*1	1.18	TH05T-L-B	M18*1	●
HSK63A	HSK63A-GHP14-90-B	14	34	51.8	90	64	45.4	36	M10*1	1.22	TH05T-L-B	M18*1	○
HSK63A	HSK63A-GHP14-120-B	14	34	51.8	120	94	75.4	36	M10*1	1.47	TH05T-L-B	M18*1	○
HSK63A	HSK63A-GHP14-200-B	14	34	51.8	200	174	155.4	36	M10*1	2.14	TH05T-L-B	M18*1	○
HSK63A	HSK63A-GHP16-90-B	16	38	51.8	90	64	45.7	40	M12*1	1.24	TH05T-L-B	M18*1	●
HSK63A	HSK63A-GHP16-120-B	16	38	51.8	120	94	75.7	40	M12*1	1.52	TH05T-L-B	M18*1	●
HSK63A	HSK63A-GHP16-200-B	16	38	51.8	200	174	155.7	40	M12*1	2.27	TH05T-L-B	M18*1	○
HSK63A	HSK63A-GHP18-90-B	18	40	51.8	90	64	45.9	41	M12*1	1.27	TH05T-L-B	M18*1	●
HSK63A	HSK63A-GHP18-120-B	18	40	51.8	120	94	75.9	41	M12*1	1.58	TH05T-L-B	M18*1	○
HSK63A	HSK63A-GHP18-200-B	18	40	51.8	200	174	155.9	41	M12*1	2.41	TH05T-L-B	M18*1	○
HSK63A	HSK63A-GHP20-90-B	20	42	51.8	90	64	46.1	41	M12*1	1.29	TH05T-L-B	M18*1	●
HSK63A	HSK63A-GHP20-100-B	20	42	51.8	100	74	56.1	41	M12*1	1.4	TH05T-L-B	M18*1	●
HSK63A	HSK63A-GHP20-120-B	20	42	51.8	120	94	76.1	41	M12*1	1.61	TH05T-L-B	M18*1	●
HSK63A	HSK63A-GHP20-125-B	20	42	51.8	125	99	81.1	41	M12*1	1.67	TH05T-L-B	M18*1	▲
HSK63A	HSK63A-GHP20-200-B	20	42	51.8	200	174	156.1	41	M12*1	2.54	TH05T-L-B	M18*1	○
HSK63A	HSK63A-GHP25-115-B	25	57	64.8	115	89	55.9	47	M16*1	2.18	TH05T-L-B	M18*1	○
HSK63A	HSK63A-GHP25-120-B	25	57	64.8	120	94	60.9	47	M16*1	2.28	TH05T-L-B	M18*1	●
HSK63A	HSK63A-GHP32-120-B	32	63	74.8	120	94	59.8	51	M16*1	2.47	TH06T-L-B	M18*1	○
HSK63A	HSK63A-GHP32-125-B	32	63	74.8	125	99	64.8	51	M16*1	2.59	TH06T-L-B	M18*1	●

供货期: ● 可供现货 ▲ 交货时间短 ○ 按需求定制

Availability: ● available in stock ▲ short lead time ○ on request

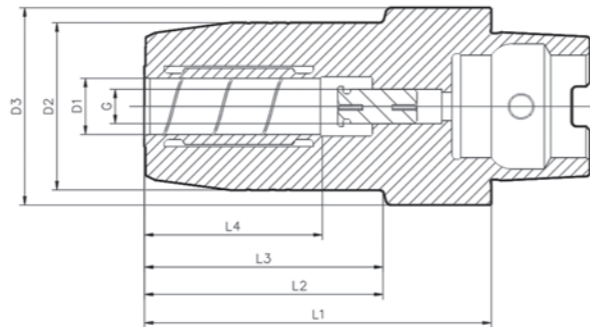

- 刀具柄部公差等级: h6
- 配合筒夹夹持, 实现更灵活的夹持范围
- 标准发货范围不含驱动扳手
- 可按要求定制其他尺寸和特殊设计
- 如需单独订购水嘴, 请参照60页

- Tolerance class of tool shank: h6
- Clamping with Reduction bushes, to achieve more flexible clamping range
- Drive key is not included in the standard order
- Additional sizes and special designs available on request
- Nozzle need to be ordered separately. Please refer to P60

通用型/GHP

# HSK63C

DIN 69893



- 在2.5xD处回转精度≤0.003mm
- 转速为25,000 rpm时, 平衡质量等级达到G2.5或U<sub>max</sub> < 1 g·mm
- 轴向长度可调节

- Runout ≤ 0.003mm at 2.5D
- Balancing Grade: G2.5 at 25,000 rpm or U<sub>max</sub> < 1 g·mm
- With adjustable axial length

技术参数 | Technical parameters

单位 | Unit: mm

接口 Coupling	订货号 Ordering code	D1	D2	D3	L1	L2	L3	L4	G	重量 m (kg)	扳手 Key	库存 Stock
HSK63C	HSK63C-GHP06-60-B	6	26	63	60	27.2	27.2	26	M5	0.93	TH05T-L-B	▲
HSK63C	HSK63C-GHP08-60-B	8	28	63	60	27.4	27.4	26	M6	0.94	TH05T-L-B	▲
HSK63C	HSK63C-GHP10-65-B	10	30	63	65	32.5	32.5	30	M8*1	0.99	TH05T-L-B	▲
HSK63C	HSK63C-GHP12-75-B	12	32	63	75	42.7	42.7	36	M8*1	1.06	TH05T-L-B	▲
HSK63C	HSK63C-GHP14-75-B	14	34	63	75	42.9	42.9	36	M10*1	1.11	TH05T-L-B	○
HSK63C	HSK63C-GHP16-80-B	16	38	63	80	48.2	48.2	40	M12*1	1.18	TH05T-L-B	▲
HSK63C	HSK63C-GHP18-80-B	18	40	63	80	48.4	48.4	41	M12*1	1.2	TH05T-L-B	○
HSK63C	HSK63C-GHP20-80-B	20	42	63	80	48.6	48.6	41	M12*1	1.23	TH05T-L-B	●
HSK63C	HSK63C-GHP32-100-B	32	63	63	100	59.4	59.4	51	M16*1	2.1	TH06T-L-B	▲

供货期: ● 可供现货 ▲ 交货时间短 ○ 按需求定制

Availability: ● available in stock ▲ short lead time ○ on request

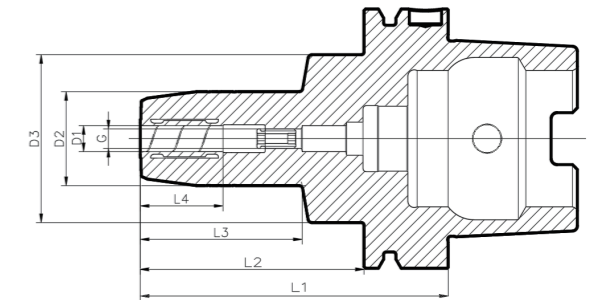

- 刀具柄部公差等级: h6
- 配合筒夹夹持, 实现更灵活的夹持范围
- 标准发货范围不含驱动扳手
- 可按要求定制其他尺寸和特殊设计

- Tolerance class of tool shank: h6
- Clamping with Reduction bushes, to achieve more flexible clamping range
- Drive key is not included in the standard order
- Additional sizes and special designs available on request

通用型/GHP

# HSK80A

DIN 69893



- 在2.5xD处回转精度≤0.003mm
- 转速为25,000 rpm时, 平衡质量等级达到G2.5或U<sub>max</sub> < 1 g·mm
- 轴向长度可调节

- Runout ≤ 0.003mm at 2.5D
- Balancing Grade: G2.5 at 25,000 rpm or U<sub>max</sub> < 1 g·mm
- With adjustable axial length

技术参数 | Technical parameters

单位 | Unit: mm

接口 Coupling	订货号 Ordering code	D1	D2	D3	L1	L2	L3	L4	G	重量 m (kg)	扳手 Key	水嘴 Nozzle	库存 Stock
HSK80A	HSK80A-GHP06-70-B	6	26	51.8	70	44	24.7	26	-	1.45	TH05T-L-B	M20*1.5	▲
HSK80A	HSK80A-GHP08-70-B	8	28	51.8	70	44	24.9	26	-	1.46	TH05T-L-B	M20*1.5	▲
HSK80A	HSK80A-GHP10-80-B	10	30	51.8	80	54	35	30	M8x1	1.52	TH05T-L-B	M20*1.5	▲
HSK80A	HSK80A-GHP12-85-B	12	32	51.8	85	59	40.2	36	M8x1	1.57	TH05T-L-B	M20*1.5	▲
HSK80A	HSK80A-GHP14-85-B	14	34	51.8	85	59	40.4	36	-	1.62	TH05T-L-B	M20*1.5	○
HSK80A	HSK80A-GHP25-110-B	25	57	64.8	110	84	66.3	47	M16x1	2.58	TH05T-L-B	M20*1.5	○
HSK80A	HSK80A-GHP32-125-B	32	63	74.8	125	99	61.8	51	M16x1	3.21	TH06T-L-B	M20*1.5	▲

供货期: ● 可供现货 ▲ 交货时间短 ○ 按需求定制

Availability: ● available in stock ▲ short lead time ○ on request

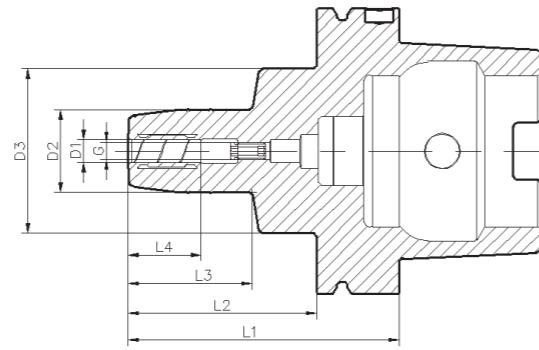

- 刀具柄部公差等级: h6
- 配合筒夹夹持, 实现更灵活的夹持范围
- 标准发货范围不含驱动扳手
- 可按要求定制其他尺寸和特殊设计
- 如需单独订购水嘴, 请参照60页

- Tolerance class of tool shank: h6
- Clamping with Reduction bushes, to achieve more flexible clamping range
- Drive key is not included in the standard order
- Additional sizes and special designs available on request
- Nozzle need to be ordered separately. Please refer to P60

通用型/GHP

# HSK100A

DIN 69893



- 在2.5xD处回转精度≤0.003mm
- 转速为25,000 rpm时，平衡质量等级达到G2.5或Umax < 1 g·mm
- 轴向长度可调节

- Runout ≤ 0.003mm at 2.5D
- Balancing Grade: G2.5 at 25,000 rpm or Umax < 1 g·mm
- With adjustable axial length

技术参数 | Technical parameters

单位 | Unit: mm

接口 Coupling	订货号 Ordering code	D1	D2	D3	L1	L2	L3	L4	G	重量 m (kg)	扳手 Key	水嘴 Nozzle	库存 Stock
HSK100A	HSK100A-GHP06-75-B	6	26	57.8	75	46	23.1	26	-	2.49	TH05T-L-B	M24×1.5	▲
HSK100A	HSK100A-GHP06-110-B	6	26	57.8	110	81	58.1	26	M5	2.6	TH05T-L-B	M24×1.5	▲
HSK100A	HSK100A-GHP06-150-B	6	26	57.8	150	121	98.1	26	M5	2.76	TH05T-L-B	M24×1.5	▲
HSK100A	HSK100A-GHP08-75-B	8	28	57.8	75	46	23.3	26	-	2.5	TH05T-L-B	M24×1.5	▲
HSK100A	HSK100A-GHP08-110-B	8	28	57.8	110	81	58.3	26	M6	2.63	TH05T-L-B	M24×1.5	▲
HSK100A	HSK100A-GHP08-150-B	8	28	57.8	150	121	98.3	26	M6	2.81	TH05T-L-B	M24×1.5	▲
HSK100A	HSK100A-GHP10-90-B	10	30	57.8	90	61	38.5	30	M8x1	2.59	TH05T-L-B	M24×1.5	▲
HSK100A	HSK100A-GHP10-110-B	10	30	57.8	110	81	58.5	30	M8*1	2.64	TH05T-L-B	M24×1.5	▲
HSK100A	HSK100A-GHP10-150-B	10	30	57.8	150	121	98.5	30	M8*1	2.88	TH05T-L-B	M24×1.5	▲
HSK100A	HSK100A-GHP12-95-B	12	32	57.8	95	66	43.7	36	M8x1	2.63	TH05T-L-B	M24×1.5	▲

转下页 see next page →

通用型/GHP

# HSK100A

技术参数 | Technical parameters

单位 | Unit: mm

接口 Coupling	订货号 Ordering code	D1	D2	D3	L1	L2	L3	L4	G	重量 m (kg)	扳手 Key	水嘴 Nozzle	库存 Stock
HSK100A	HSK100A-GHP12-110-B	12	32	57.8	110	81	58.7	36	M8*1	2.69	TH05T-L-B	M24×1.5	▲
HSK100A	HSK100A-GHP12-150-B	12	32	57.8	150	121	98.7	36	M8*1	2.93	TH05T-L-B	M24×1.5	▲
HSK100A	HSK100A-GHP14-95-B	14	34	57.8	95	66	43.9	36	M10x1	2.69	TH05T-L-B	M24×1.5	▲
HSK100A	HSK100A-GHP14-150-B	14	34	57.8	150	121	98.9	36	M10×1	3	TH05T-L-B	M24×1.5	▲
HSK100A	HSK100A-GHP16-100-B	16	38	57.8	100	71	49.2	40	M12x1	2.76	TH05T-L-B	M24×1.5	▲
HSK100A	HSK100A-GHP16-150-B	16	38	57.8	150	121	99.2	40	M12×1	3.14	TH05T-L-B	M24×1.5	▲
HSK100A	HSK100A-GHP18-100-B	18	40	57.8	100	71	49.4	41	M12x1	2.79	TH05T-L-B	M24×1.5	▲
HSK100A	HSK100A-GHP18-150-B	18	40	57.8	150	121	99.4	41	M12×1	3.21	TH05T-L-B	M24×1.5	▲
HSK100A	HSK100A-GHP20-105-B	20	42	57.8	105	76	54.6	41	M12x1	2.87	TH05T-L-B	M24×1.5	●
HSK100A	HSK100A-GHP20-150-B	20	42	57.8	150	121	99.6	41	M12×1	3.26	TH05T-L-B	M24×1.5	▲
HSK100A	HSK100A-GHP25-110-B	25	57	64.8	110	81	60.3	47	M16x1	3.44	TH05T-L-B	M24×1.5	▲
HSK100A	HSK100A-GHP32-110-B	32	63	74.8	110	81	59.9	51	M16x1	3.66	TH06T-L-B	M24×1.5	●
HSK100A	HSK100A-GHP32-150-B	32	63	74.8	150	121	99.9	51	M16×1	4.58	TH06T-L-B	M24×1.5	▲

供货期: ● 可供现货 ▲ 交货时间短 ○ 按需求定制

Availability: ● available in stock ▲ short lead time ○ on request

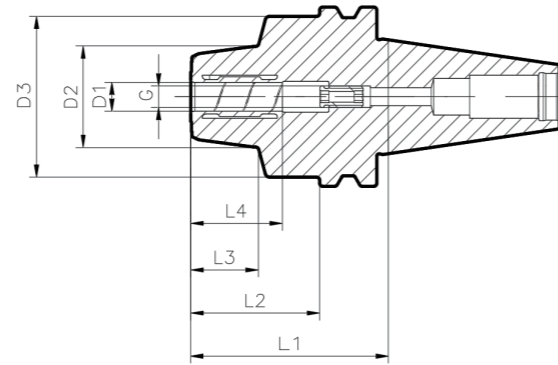

- 刀具柄部公差等级: h6
- 配合筒夹夹持，实现更灵活的夹持范围
- 标准发货范围不含驱动扳手
- 可按要求定制其他尺寸和特殊设计
- 如需单独订购水嘴，请参照60页

- Tolerance class of tool shank: h6
- Clamping with Reduction bushes, to achieve more flexible clamping range
- Drive key is not included in the standard order
- Additional sizes and special designs available on request
- Nozzle need to be ordered seperately. Please refer to P60

通用型/GHP

# SK30

DIN 69871



- 在2.5xD处回转精度≤0.003mm
- 转速为25,000 rpm时，平衡质量等级达到G2.5或U<sub>max</sub> < 1 g·mm
- 轴向长度可调节

- Runout ≤ 0.003mm at 2.5D
- Balancing Grade: G2.5 at 25,000 rpm or U<sub>max</sub> < 1 g·mm
- With adjustable axial length

技术参数 | Technical parameters

单位 | Unit: mm

接口 Coupling	订货号 Ordering code	D1	D2	D3	L1	L2	L3	L4	G	重量 m (kg)	扳手 Key	库存 Stock
SK30	SK30-GHP06-55-B	6	26	44.8	55	35.9	18.5	26	M5	0.63	TH05T-L-B	○
SK30	SK30-GHP08-55-B	8	28	44.8	55	35.9	18.7	26	M6	0.63	TH05T-L-B	○
SK30	SK30-GHP10-55-B	10	30	44.8	55	35.9	19	30	M8x1	0.63	TH05T-L-B	○
SK30	SK30-GHP12-55-B	12	32	44.8	55	35.9	19.3	36	M8x1	0.64	TH05T-L-B	○
SK30	SK30-GHP16-90-B	16	38	44.8	90	70.9	48	40	M12x1	0.98	TH05T-L-B	○
SK30	SK30-GHP20-90-B	20	42	44.8	90	70.9	48.7	41	M12x1	1.03	TH05T-L-B	○

供货期: ● 可供现货 ▲ 交货时间短 ○ 按需求定制

Availability: ● available in stock ▲ short lead time ○ on request

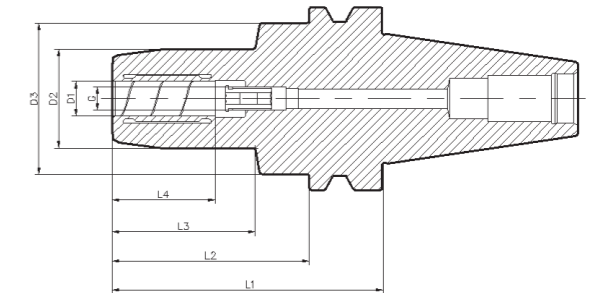

- 刀具柄部公差等级: h6
- 配合筒夹夹持，实现更灵活的夹持范围
- 标准发货范围不含驱动扳手
- 可按要求定制其他尺寸和特殊设计

- Tolerance class of tool shank: h6
- Clamping with Reduction bushes, to achieve more flexible clamping range
- Drive key is not included in the standard order
- Additional sizes and special designs available on request

通用型/GHP

# SK40

DIN 69871



- 在2.5xD处回转精度≤0.003mm
- 转速为25,000 rpm时，平衡质量等级达到G2.5或U<sub>max</sub> < 1 g·mm
- 轴向长度可调节

- Runout ≤ 0.003mm at 2.5D
- Balancing Grade: G2.5 at 25,000 rpm or U<sub>max</sub> < 1 g·mm
- With adjustable axial length

技术参数 | Technical parameters

单位 | Unit: mm

接口 Coupling	订货号 Ordering code	D1	D2	D3	L1	L2	L3	L4	G	重量 m (kg)	扳手 Key	库存 Stock
SK40	SK40-GHP06-80-B	6	26	49.8	80	60.9	41.7	26	M5	1.23	TH05T-L-B	▲
SK40	SK40-GHP06-110-B	6	26	49.8	110	90.9	71.7	26	M5	1.35	TH05T-L-B	▲
SK40	SK40-GHP06-120-B	6	26	49.8	120	100.9	81.7	26	M5	1.4	TH05T-L-B	▲
SK40	SK40-GHP08-80-B	8	28	49.8	80	60.9	41.9	26	M6	1.25	TH05T-L-B	▲
SK40	SK40-GHP08-110-B	8	28	49.8	110	90.9	71.9	26	M6	1.4	TH05T-L-B	▲
SK40	SK40-GHP08-120-B	8	28	49.8	120	100.9	81.9	26	M6	1.45	TH05T-L-B	▲
SK40	SK40-GHP10-80-B	10	30	49.8	80	60.9	42.1	30	M8x1	1.29	TH05T-L-B	▲
SK40	SK40-GHP10-110-B	10	30	49.8	110	90.9	72.1	30	M8x1	1.47	TH05T-L-B	▲
SK40	SK40-GHP10-120-B	10	30	49.8	120	100.9	82.1	30	M8x1	1.53	TH05T-L-B	○
SK40	SK40-GHP12-80-B	12	32	49.8	80	60.9	42.2	36	M8x1	1.31	TH05T-L-B	▲
SK40	SK40-GHP12-110-B	12	32	49.8	110	90.9	72.2	36	M8x1	1.51	TH05T-L-B	▲
SK40	SK40-GHP12-120-B	12	32	49.8	120	100.9	82.2	36	M8x1	1.58	TH05T-L-B	▲
SK40	SK40-GHP14-80-B	14	34	49.8	80	60.9	42.4	36	M10x1	1.36	TH05T-L-B	○
SK40	SK40-GHP14-120-B	14	34	49.8	120	100.9	82.4	36	M10x1	1.7	TH05T-L-B	○

转下页 see next page →



通用型/GHP

# SK40

DIN 69871

通用型/GHP

# SK50

DIN 69871

技术参数 | Technical parameters

单位 | Unit: mm

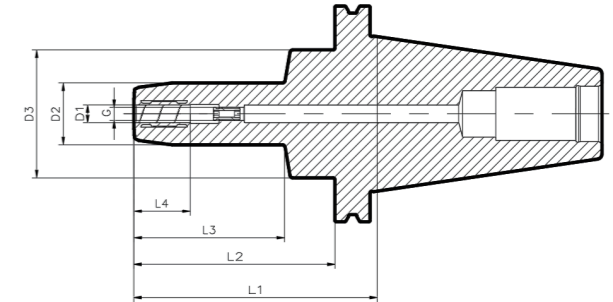

接口 Coupling	订货号 Ordering code	D1	D2	D3	L1	L2	L3	L4	G	重量 m (kg)	扳手 Key	库存 Stock
SK40	SK40-GHP16-80-B	16	38	49.8	80	60.9	42.8	40	M12x1	1.38	TH05T-L-B	▲
SK40	SK40-GHP16-110-B	16	38	49.8	110	90.9	72.8	40	M12x1	1.66	TH05T-L-B	▲
SK40	SK40-GHP16-120-B	16	38	49.8	120	100.9	82.8	40	M12x1	1.76	TH05T-L-B	○
SK40	SK40-GHP18-80-B	18	40	49.8	80	60.9	42.9	41	M12x1	1.4	TH05T-L-B	○
SK40	SK40-GHP18-120-B	18	40	49.8	120	100.9	82.9	41	M12x1	1.82	TH05T-L-B	○
SK40	SK40-GHP20-80-B	20	42	49.8	80	60.9	43.1	41	M12x1	1.41	TH05T-L-B	▲
SK40	SK40-GHP20-110-B	20	42	49.8	110	90.9	73.1	41	M12x1	1.76	TH05T-L-B	▲
SK40	SK40-GHP20-120-B	20	42	49.8	120	100.9	83.1	41	M12x1	1.88	TH05T-L-B	▲
SK40	SK40-GHP25-80-B	25	57	64.8	80	60.9	27.2	47	M16x1	1.75	TH05T-L-B	▲
SK40	SK40-GHP25-100-B	25	57	64.8	100	80.9	47.2	47	M16x1	2.17	TH05T-L-B	○
SK40	SK40-GHP25-120-B	25	57	64.8	120	100.9	67.2	47	M16x1	2.58	TH05T-L-B	○
SK40	SK40-GHP32-80-B	32	63	74.8	80	60.9	31	51	M16x1	1.8	TH06T-L-B	▲
SK40	SK40-GHP32-100-B	32	63	74.8	100	80.9	43.8	51	M16x1	2.32	TH06T-L-B	○
SK40	SK40-GHP32-120-B	32	63	74.8	120	100.9	63.8	51	M16x1	2.8	TH06T-L-B	○

供货期: ● 可供现货 ▲ 交货时间短 ○ 按需求定制

Availability: ● available in stock ▲ short lead time ○ on request

- 刀具柄部公差等级: h6
- 配合筒夹夹持, 实现更灵活的夹持范围
- 标准发货范围不含驱动扳手
- 可按要求定制其他尺寸和特殊设计

- Tolerance class of tool shank: h6
- Clamping with Reduction bushes, to achieve more flexible clamping range
- Drive key is not included in the standard order
- Additional sizes and special designs available on request



- 在2.5xD处回转精度≤0.003mm
- 转速为25,000 rpm时, 平衡质量等级达到G2.5或Umax < 1 g·mm
- 轴向长度可调节

- Runout ≤ 0.003mm at 2.5D
- Balancing Grade: G2.5 at 25,000 rpm or Umax < 1 g·mm
- With adjustable axial length

技术参数 | Technical parameters

单位 | Unit: mm

接口 Coupling	订货号 Ordering code	D1	D2	D3	L1	L2	L3	L4	G	重量 m (kg)	扳手 Key	库存 Stock
SK50	SK50-GHP06-110-B	6	26	57.8	110	90.9	68	26	M5	3.31	TH05T-L-B	▲
SK50	SK50-GHP06-150-B	6	26	57.8	150	130.9	108	26	M5	3.43	TH05T-L-B	▲
SK50	SK50-GHP08-110-B	8	28	57.8	110	90.9	68.2	26	M6	3.34	TH05T-L-B	▲
SK50	SK50-GHP08-150-B	8	28	57.8	150	130.9	108.2	26	M6	3.48	TH05T-L-B	▲
SK50	SK50-GHP10-110-B	10	30	57.8	110	90.9	68.3	30	M8*1	3.39	TH05T-L-B	▲
SK50	SK50-GHP10-150-B	10	30	57.8	150	130.9	108.3	30	M8*1	3.52	TH05T-L-B	▲
SK50	SK50-GHP12-110-B	12	32	57.8	110	90.9	68.5	36	M8*1	3.44	TH05T-L-B	▲

转下页 see next page →

通用型/GHP

# SK50

技术参数 | Technical parameters

单位 | Unit: mm

接口 Coupling	订货号 Ordering code	D1	D2	D3	L1	L2	L3	L4	G	重量 m (kg)	扳手 Key	库存 Stock
SK50	SK50-GHP12-150-B	12	32	57.8	150	130.9	108.5	36	M8*1	3.59	TH05T-L-B	▲
SK50	SK50-GHP14-110-B	14	34	57.8	110	90.9	68.7	36	M10x1	3.51	TH05T-L-B	○
SK50	SK50-GHP14-150-B	14	34	57.8	150	130.9	108.7	36	M10*1	3.63	TH05T-L-B	▲
SK50	SK50-GHP16-110-B	16	38	57.8	110	90.9	69.1	40	M12x1	3.56	TH05T-L-B	▲
SK50	SK50-GHP16-150-B	16	38	57.8	150	130.9	109.1	40	M12*1	3.81	TH05T-L-B	▲
SK50	SK50-GHP18-110-B	18	40	57.8	110	90.9	69.2	41	M12x1	3.61	TH05T-L-B	○
SK50	SK50-GHP18-150-B	18	40	57.8	150	130.9	109.2	41	M12*1	3.9	TH05T-L-B	▲
SK50	SK50-GHP20-80-B	20	42	57.8	80	60.9	39.4	41	M12x1	3.32	TH05T-L-B	▲
SK50	SK50-GHP20-110-B	20	42	57.8	110	90.9	69.4	41	M12x1	3.66	TH05T-L-B	▲
SK50	SK50-GHP20-150-B	20	42	57.8	150	130.9	109.4	41	M12*1	3.98	TH05T-L-B	▲
SK50	SK50-GHP32-105-B	32	63	70.8	105	85.9	65.1	51	M16x1	4.39	TH06T-L-B	▲
SK50	SK50-GHP32-110-B	32	63	70.8	110	90.9	70.1	51	M16x1	4.51	TH06T-L-B	▲

供货期: ● 可供现货 ▲ 交货时间短 ○ 按需求定制

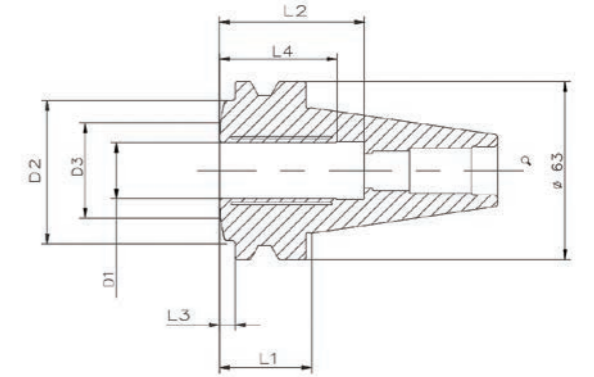

Availability: ● available in stock ▲ short lead time ○ on request

- 刀具柄部公差等级: h6
- 配合筒夹夹持, 实现更灵活的夹持范围
- 标准发货范围不含驱动扳手
- 可按要求定制其他尺寸和特殊设计
- 如需单独订购水嘴, 请参照60页

- Tolerance class of tool shank: h6
- Clamping with Reduction bushes, to achieve more flexible clamping range
- Drive key is not included in the standard order
- Additional sizes and special designs available on request
- Nozzle need to be ordered separately. Please refer to P60

通用型 / GHP

# 超短型 Extra short design



- 在2.5xD处回转精度≤0.003mm
- 转速为25,000 rpm时, 平衡质量等级达到G2.5或Umax < 1 g·mm
- 超短型
- 用于自动换刀

- Runout ≤ 0.003mm at 2.5D
- Balancing Grade: G2.5 at 25,000 rpm or Umax < 1 g·mm
- Extra short design
- For automatic tool change

技术参数 | Technical parameters

单位 | Unit: mm

接口 Coupling	标准 Standard	订货号 Ordering code	D1	D2	D3	L1	L2	L3	L4	重量 m (kg)	库存 Stock
SK40	DIN69871	SK40-GHP20-24.6-B	20	49.5	34	24.6	51	5.5	41	0.8	○
SK50	DIN69871	SK50-GHP32-30.9-B	32	70.5	44.5	30.9	61	11.85	51	2.52	○
BT40	JISB6339	BT40-GHP20-32.5-B	20	49.5	34	32.5	51	5.5	41	1.3	○

供货期: ● 可供现货 ▲ 交货时间短 ○ 按需求定制

Availability: ● available in stock ▲ short lead time ○ on request

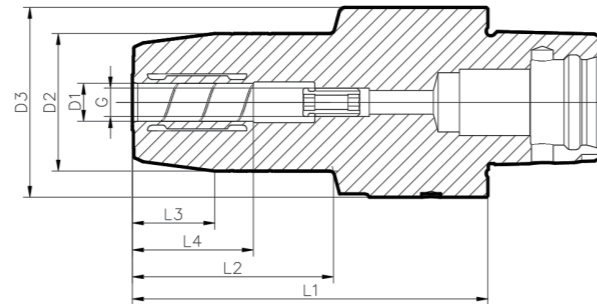

- 刀具柄部公差等级: h6
- 配合筒夹夹持, 实现更灵活的夹持范围
- 标准发货范围不含驱动扳手
- 可按要求定制其他尺寸和特殊设计

- Tolerance class of tool shank: h6
- Clamping with Reduction bushes, to achieve more flexible clamping range
- Drive key is not included in the standard order
- Additional sizes and special designs available on request

通用型/GHP

# PSC40

IOS 26623



- 在2.5xD处回转精度 $\leq 0.003\text{mm}$
- 转速为25,000 rpm时, 平衡质量等级达到G2.5或 $U_{\text{max}} < 1\text{g}\cdot\text{mm}$
- 轴向长度可调节

- Runout  $\leq 0.003\text{mm}$  at 2.5D
- Balancing Grade: G2.5 at 25,000 rpm or  $U_{\text{max}} < 1\text{g}\cdot\text{mm}$
- With adjustable axial length

技术参数 | Technical parameters

单位 | Unit: mm

接口 Coupling	订货号 Ordering code	D1	D2	D3	L1	L2	L3	L4	G	重量 m (kg)	扳手 Key	库存 Stock
PSC40	PSC40-GHP06-66-B	6	26	40	66	33	17.4	26	M5	0.47	TH04T-L-B	○
PSC40	PSC40-GHP08-66-B	8	28	40	66	33.3	17.4	26	M6	0.49	TH04T-L-B	○
PSC40	PSC40-GHP10-76-B	10	30	40	76	43.6	17.4	30	M8x1	0.57	TH04T-L-B	○
PSC40	PSC40-GHP12-81-B	12	32	40	81	48.8	17.4	36	M8x1	0.63	TH04T-L-B	○

供货期: ● 可供现货 ▲ 交货时间短 ○ 按需求定制

Availability: ● available in stock ▲ short lead time ○ on request

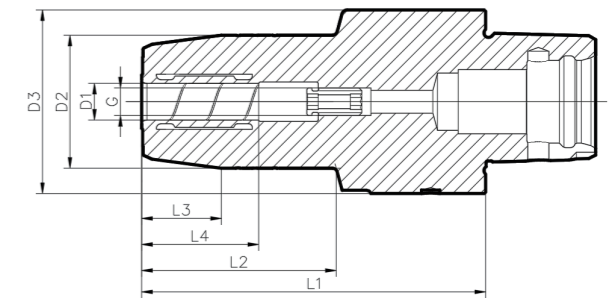

- 刀具柄部公差等级: h6
- 配合筒夹夹持, 实现更灵活的夹持范围
- 标准发货范围不含驱动扳手
- 可按要求定制其他尺寸和特殊设计

- Tolerance class of tool shank: h6
- Clamping with Reduction bushes, to achieve more flexible clamping range
- Drive key is not included in the standard order
- Additional sizes and special designs available on request

通用型/GHP

# PSC50

IOS 26623



- 在2.5xD处回转精度 $\leq 0.003\text{mm}$
- 转速为25,000 rpm时, 平衡质量等级达到G2.5或 $U_{\text{max}} < 1\text{g}\cdot\text{mm}$
- 轴向长度可调节

- Runout  $\leq 0.003\text{mm}$  at 2.5D
- Balancing Grade: G2.5 at 25,000 rpm or  $U_{\text{max}} < 1\text{g}\cdot\text{mm}$
- With adjustable axial length

技术参数 | Technical parameters

单位 | Unit: mm

接口 Coupling	订货号 Ordering code	D1	D2	D3	L1	L2	L3	L4	G	重量 m (kg)	扳手 Key	库存 Stock
PSC50	PSC50-GHP06-70-B	6	26	50	70	34.8	17.4	26	M5	0.75	TH05T-L-B	○
PSC50	PSC50-GHP08-70-B	8	28	50	70	35	17.4	26	M6	0.77	TH05T-L-B	○
PSC50	PSC50-GHP10-80-B	10	30	50	80	45.1	17.4	30	M8x1	0.85	TH05T-L-B	○
PSC50	PSC50-GHP12-85-B	12	32	50	85	50.3	17.4	36	M8x1	0.91	TH05T-L-B	○
PSC50	PSC50-GHP14-85-B	14	34	50	85	50.5	17.4	36	M10x1	0.98	TH05T-L-B	○
PSC50	PSC50-GHP16-90-B	16	38	50	90	55.8	17.4	40	M12x1	1.05	TH05T-L-B	○
PSC50	PSC50-GHP18-90-B	18	40	50	90	56	17.4	41	M12x1	1.08	TH05T-L-B	○
PSC50	PSC50-GHP20-90-B	20	42	50	90	56.2	17.4	41	M12x1	1.11	TH05T-L-B	○

供货期: ● 可供现货 ▲ 交货时间短 ○ 按需求定制

Availability: ● available in stock ▲ short lead time ○ on request

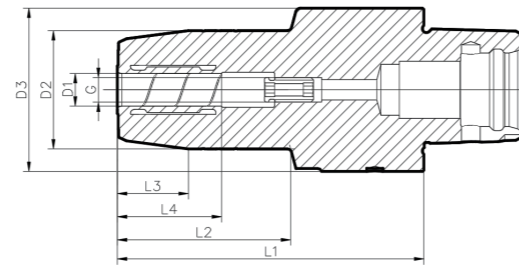

- 刀具柄部公差等级: h6
- 配合筒夹夹持, 实现更灵活的夹持范围
- 标准发货范围不含驱动扳手
- 可按要求定制其他尺寸和特殊设计

- Tolerance class of tool shank: h6
- Clamping with Reduction bushes, to achieve more flexible clamping range
- Drive key is not included in the standard order
- Additional sizes and special designs available on request

通用型/GHP

# PSC63

IOS 26623



- 在2.5xD处回转精度 $\leq 0.003\text{mm}$
- 转速为25,000 rpm时, 平衡质量等级达到G2.5或 $U_{\text{max}} < 1\text{g}\cdot\text{mm}$
- 轴向长度可调节

- Runout  $\leq 0.003\text{mm}$  at 2.5D
- Balancing Grade: G2.5 at 25,000 rpm or  $U_{\text{max}} < 1\text{g}\cdot\text{mm}$
- With adjustable axial length

## 技术参数 | Technical parameters

单位 | Unit: mm

接口 Coupling	订货号 Ordering code	D1	D2	D3	L1	L2	L3	L4	G	重量 m (kg)	扳手 Key	库存 Stock
PSC63	PSC63-GHP08-72-B	8	28	63	72	30.8	17.4	26	M6	1.3	TH05T-L-B	○
PSC63	PSC63-GHP10-82-B	10	30	63	82	41	17.4	30	M8x1	1.38	TH05T-L-B	○
PSC63	PSC63-GHP12-87-B	12	32	63	87	46.1	17.4	36	M8x1	1.44	TH05T-L-B	○
PSC63	PSC63-GHP14-87-B	14	34	63	87	46.3	17.4	36	M10x1	1.49	TH05T-L-B	○
PSC63	PSC63-GHP16-92-B	16	38	63	92	51.7	17.4	40	M12x1	1.56	TH05T-L-B	○
PSC63	PSC63-GHP18-92-B	18	40	63	92	50.9	17.4	41	M12x1	1.59	TH05T-L-B	○
PSC63	PSC63-GHP20-97-B	20	42	63	97	56	17.4	41	M12x1	1.67	TH05T-L-B	○
PSC63	PSC63-GHP25-102-B	25	57	63	102	62.4	17.4	47	M16x1	2.11	TH05T-L-B	○
PSC63	PSC63-GHP32-110-B	32	63	75	110	60.9	17.4	51	M16x1	2.5	TH06T-L-B	○

供货期: ● 可供现货 ▲ 交货时间短 ○ 按需求定制

Availability: ● available in stock ▲ short lead time ○ on request

- 刀具柄部公差等级: h6
- 配合筒夹夹持, 实现更灵活的夹持范围
- 标准发货范围不含驱动扳手
- 可按要求定制其他尺寸和特殊设计

- Tolerance class of tool shank: h6
- Clamping with Reduction bushes, to achieve more flexible clamping range
- Drive key is not included in the standard order
- Additional sizes and special designs available on request

## 强力型液压刀柄

## HIGH TORQUE

- 适用于大负载原材料粗加工;
- 可传递扭力高达900Nm;
- 在2.5xD处回转精度 $\leq 0.003\text{mm}$ ;
- 转速为25000rpm时, 平衡质量等级达到G2.5或 $U_{\text{max}} < 1\text{g}\cdot\text{mm}$ 。

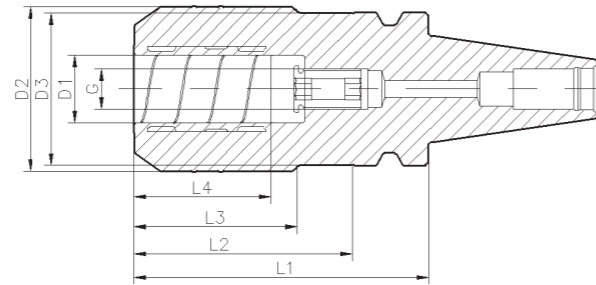

- For rough machining of raw materials with heavy load;
- The torque can be up to 900Nm;
- Runout  $\leq 0.003\text{mm}$  at 2.5D;
- Balancing Grade: G2.5 at 25,000 rpm or  $U_{\text{max}} < 1\text{g}\cdot\text{mm}$ .



强力型/GHPP

# BT30

JIS B 6339



- 在2.5xD处回转精度 $\leq 0.003\text{mm}$
- 转速为25,000 rpm时, 平衡质量等级达到G2.5或 $U_{\text{max}} < 1\text{g}\cdot\text{mm}$
- 轴向长度可调节

- Runout  $\leq 0.003\text{mm}$  at 2.5D
- Balancing Grade: G2.5 at 25,000 rpm or  $U_{\text{max}} < 1\text{g}\cdot\text{mm}$
- With adjustable axial length

技术参数 | Technical parameters

单位 | Unit: mm

接口 Coupling	订货号 Ordering code	D1	D2	D3	L1	L2	L3	L4	G	重量 m (kg)	扳手 Key	库存 Stock
BT30	BT30-GHPP12-69-B	12	42	45.5	69	44.2	28	36	M8x1	0.85	TH05T-L-B	●
BT30	BT30-GHPP20-90-B	20	49	45.5	90	65.2	48	41	M12x1	1.16	TH05T-L-B	●

供货期: ● 可供现货 ▲ 交货时间短 ○ 按需求定制

Availability: ● available in stock ▲ short lead time ○ on request

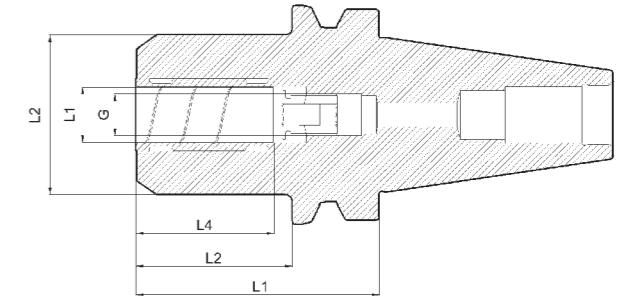
- 刀具柄部公差等级: h6
- 配合筒夹夹持, 实现更灵活的夹持范围
- 标准发货范围不含驱动扳手
- 可按要求定制其他尺寸和特殊设计
- 拉钉选配详见通用刀柄样册P51-52

- Tolerance class of tool shank: h6
- Clamping with Reduction bushes, to achieve more flexible clamping range
- Drive key is not included in the standard order
- Additional sizes and special designs available on request
- Pull stud choose, see the sample book of General Tool Holder P43-44

强力型/GHPP

# BT40

JIS B 6339



- 在2.5xD处回转精度 $\leq 0.003\text{mm}$
- 转速为25,000 rpm时, 平衡质量等级达到G2.5或 $U_{\text{max}} < 1\text{g}\cdot\text{mm}$
- 轴向长度可调节

- Runout  $\leq 0.003\text{mm}$  at 2.5D
- Balancing Grade: G2.5 at 25,000 rpm or  $U_{\text{max}} < 1\text{g}\cdot\text{mm}$
- With adjustable axial length

技术参数 | Technical parameters

单位 | Unit: mm

接口 Coupling	订货号 Ordering code	D1	D2	D3	L1	L2	L3	L4	G	重量 m (kg)	扳手 Key	库存 Stock
BT40	BT40-GHPP12-58-B	12	42	42	58	31	31	36	M8x1	1.25	TH05T-L-B	●
BT40	BT40-GHPP16-72-B	16	49	49	72	45	45	40	M12x1	1.44	TH05T-L-B	●
BT40	BT40-GHPP20-72-B	20	49	49	72	45	45	41	M12x1	1.39	TH05T-L-B	●

供货期: ● 可供现货 ▲ 交货时间短 ○ 按需求定制

Availability: ● available in stock ▲ short lead time ○ on request

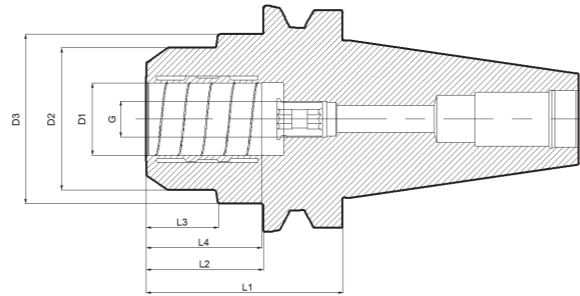
- 刀具柄部公差等级: h6
- 配合筒夹夹持, 实现更灵活的夹持范围
- 标准发货范围不含驱动扳手
- 可按要求定制其他尺寸和特殊设计
- 拉钉选配详见通用刀柄样册P51-52

- Tolerance class of tool shank: h6
- Clamping with Reduction bushes, to achieve more flexible clamping range
- Drive key is not included in the standard order
- Additional sizes and special designs available on request
- Pull stud choose, see the sample book of General Tool Holder P43-44

强力型/GHPP

# BT50

DIN 69893



- 在2.5xD处回转精度≤0.003mm
- 转速为25000 rpm 时动平衡等级达到G2.5或Umax < 1 g·mm
- 轴向长度可调节

- Runout ≤ 0.003mm at 2.5D
- Balancing Grade: G2.5 at 25,000 rpm or Umax < 1 g·mm
- With adjustable axial length

技术参数 | Technical parameters

单位 | Unit: mm

接口 Coupling	订货号 Ordering code	D1	D2	D3	L1	L2	L3	L4	G	重量 m (kg)	扳手 Key	库存 Stock
BT50	BT50-GHPP12-69-B	12	42	42	69	31	31	36	M8x1	3.92	TH05T-L-B	●
BT50	BT50-GHPP20-83-B	20	49	58	83	45	28	41	M10x1	4.18	TH05T-L-B	●
BT50	BT50-GHPP32-90-B	32	72	72	90	52	52	51	M16x1	4.58	TH06T-L-B	●

供货期: ● 可供现货 ▲ 交货时间短 ○ 按需求定制

Availability: ● available in stock ▲ short lead time ○ on request

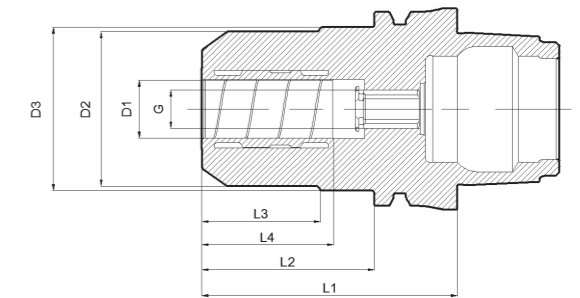
- 刀具柄部公差等级: h6
- 配合筒夹夹持, 实现更灵活的夹持范围
- 标准发货范围不含驱动扳手
- 可按要求定制其他尺寸和特殊设计
- 拉钉选配详见通用刀柄P51-52

- Tolerance class of tool shank: h6
- Clamping with Reduction bushes, to achieve more flexible clamping range
- Drive key is not included in the standard order
- Additional sizes and special designs available on request
- Pull stud choose, see the sample book of General Tool Holder P43-44

强力型/GHPP

# HSK63A

DIN 69893



- 在2.5xD处回转精度≤0.003mm
- 转速为25,000 rpm时, 平衡质量等级达到G2.5或Umax < 1 g·mm
- 轴向长度可调节

- Runout ≤ 0.003mm at 2.5D
- Balancing Grade: G2.5 at 25,000 rpm or Umax < 1 g·mm
- With adjustable axial length

技术参数 | Technical parameters

单位 | Unit: mm

接口 Coupling	订货号 Ordering code	D1	D2	D3	L1	L2	L3	L4	G	重量 m (kg)	扳手 Key	水嘴 Nozzle	库存 Stock
HSK63A	HSK63A-GHPP12-80-B	12	42	51.8	80	54	36.1	36	M8x1	1.24	TH05T-L-B	M18*1	●
HSK63A	HSK63A-GHPP16-80-B	16	49	51.8	80	54	36.8	40	M12x1	1.28	TH05T-L-B	M18*1	●
HSK63A	HSK63A-GHPP20-80-B	20	49	51.8	80	54	36.8	41	M12x1	1.28	TH05T-L-B	M18*1	●

供货期: ● 可供现货 ▲ 交货时间短 ○ 按需求定制

Availability: ● available in stock ▲ short lead time ○ on request

- 刀具柄部公差等级: h6
- 配合筒夹夹持, 实现更灵活的夹持范围
- 标准发货范围不含驱动扳手
- 可按要求定制其他尺寸和特殊设计
- 如需单独订购水嘴, 请参照60页

- Tolerance class of tool shank: h6
- Clamping with Reduction bushes, to achieve more flexible clamping range
- Drive key is not included in the standard order
- Additional sizes and special designs available on request
- Nozzle need to be ordered separately. Please refer to P60

## 模具型液压刀柄 MOLD & DIE

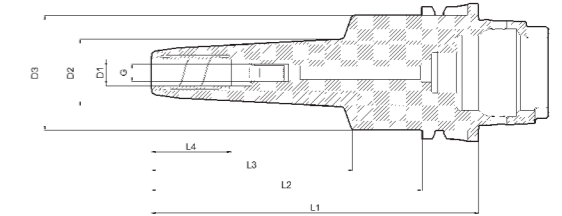
- 适用于深腔及模具产品深轮廓切削加工；
- 在2.5xD处回转精度<0.006mm；
- 转速为25000rpm时，平衡质量等级达到G2.5或Umax < 1 g·mm。
- For deep contour cutting of deep cavity and mold products;
- Runout < 0.006mm at 2.5D;
- Balancing Grade: G2.5 at 25,000 rpm or Umax < 1 g·mm.



模具型/GHPW

# HSK63A

DIN 69893



- 在2.5xD处回转精度<0.006mm
- 转速为25,000 rpm时，平衡质量等级达到G2.5或Umax < 1 g·mm
- 轴向长度可调节

- Runout < 0.006mm at 2.5D
- Balancing Grade: G2.5 at 25,000 rpm or Umax < 1 g·mm
- With adjustable axial length

### 技术参数 | Technical parameters

单位 | Unit: mm

接口 Coupling	订货号 Ordering code	D1	D2	D3	L1	L2	L3	L4	G	重量 m (kg)	扳手 Key	水嘴 Nozzle	库存 Stock
HSK63A	HSK63A-GHPW06-150-B	6	25	50.5	150	124	87.3	27	M5	1.41	TH05T-L-B	M18*1	●
HSK63A	HSK63A-GHPW06-200-B	6	26	50.5	200	174	137.5	27	M5	1.6	TH05T-L-B	M18*1	○
HSK63A	HSK63A-GHPW08-150-B	8	27	50.5	150	124	87.7	27	M6	1.44	TH05T-L-B	M18*1	●
HSK63A	HSK63A-GHPW08-200-B	8	32	50.5	200	174	138.7	27	M6	1.67	TH05T-L-B	M18*1	○
HSK63A	HSK63A-GHPW10-150-B	10	28.9	50.5	150	124	88.1	31	M8X1	1.47	TH05T-L-B	M18*1	●
HSK63A	HSK63A-GHPW10-200-B	10	30	50.5	200	174	138.3	31	M8X1	1.73	TH05T-L-B	M18*1	○
HSK63A	HSK63A-GHPW12-150-B	12	30.9	52.5	150	124	88.1	37	M8X1	1.51	TH05T-L-B	M18*1	●
HSK63A	HSK63A-GHPW12-200-B	12	36.2	52.5	200	174	139	37	M8X1	1.81	TH05T-L-B	M18*1	○
HSK63A	HSK63A-GHPW14-150-B	14	33.5	50.5	150	124	88.8	37	M10X1	1.55	TH05T-L-B	M18*1	▲
HSK63A	HSK63A-GHPW14-200-B	14	34	50.5	200	174	139	37	M10X1	1.89	TH05T-L-B	M18*1	○
HSK63A	HSK63A-GHPW16-150-B	16	35.5	50.5	150	124	89.2	41	M12X1	1.58	TH05T-L-B	M18*1	▲
HSK63A	HSK63A-GHPW16-200-B	16	36	50.5	200	174	139.4	41	M12X1	1.96	TH05T-L-B	M18*1	○
HSK63A	HSK63A-GHPW18-150-B	18	38.1	50.5	150	124	89.6	42	M12X1	1.63	TH05T-L-B	M18*1	○
HSK63A	HSK63A-GHPW18-200-B	18	38	50.5	200	174	139.7	42	M12X1	2.06	TH05T-L-B	M18*1	○
HSK63A	HSK63A-GHPW20-150-B	20	39.1	50.5	150	124	89.9	42	M12X1	1.68	TH05T-L-B	M18*1	●
HSK63A	HSK63A-GHPW20-200-B	20	40	50.5	200	174	140.1	42	M12X1	2.15	TH05T-L-B	M18*1	○

供货期: ● 可供现货 ▲ 交货时间短 ○ 按需求定制

Availability: ● available in stock ▲ short lead time ○ on request

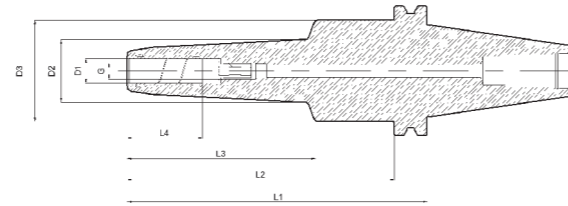
- 刀具柄部公差等级: h6
- 配合筒夹夹持, 实现更灵活的夹持范围
- 标准发货范围不含驱动扳手
- 可按要求定制其他尺寸和特殊设计
- 如需单独订购水嘴, 请参照60页

- Tolerance class of tool shank: h6
- Clamping with Reduction bushes, to achieve more flexible clamping range
- Drive key is not included in the standard order
- Additional sizes and special designs available on request
- Nozzle need to be ordered separately. Please refer to P60

模具型/GHPW

# SK40

DIN 69871



- 在2.5xD处回转精度<0.006mm
- 转速为25,000 rpm时，平衡质量等级达到G2.5或Umax < 1 g·mm
- 轴向长度可调节

- Runout < 0.006mm at 2.5D
- Balancing Grade: G2.5 at 25,000 rpm or Umax < 1 g·mm
- With adjustable axial length

技术参数 | Technical parameters

单位 | Unit: mm

接口 Coupling	订货号 Ordering code	D1	D2	D3	L1	L2	L3	L4	G	重量 m (kg)	扳手 Key	库存 Stock
SK40	SK40-GHPW06-200-B	6	26	49.5	200	180.9	137.7	27	M5	1.82	TH05T-L-B	○
SK40	SK40-GHPW08-200-B	8	32	49.5	200	180.9	138.9	27	M6	1.89	TH05T-L-B	○
SK40	SK40-GHPW10-200-B	10	30	49.5	200	180.9	138.5	31	M8X1	1.95	TH05T-L-B	○
SK40	SK40-GHPW12-200-B	12	36.3	49.5	200	181.2	139.6	37	M8X1	2.1	TH05T-L-B	○
SK40	SK40-GHPW14-200-B	14	34	49.5	200	180.9	139.2	37	N10X1	2.18	TH05T-L-B	○
SK40	SK40-GHPW16-200-B	16	36	49.5	200	180.9	139.5	41	M12X1	2.28	TH05T-L-B	○
SK40	SK40-GHPW18-200-B	18	38	49.5	200	180.9	139.9	42	M12X1	2.37	TH05T-L-B	○
SK40	SK40-GHPW20-200-B	20	40	49.5	200	180.9	140.3	42	M12X1	2.48	TH05T-L-B	○

供货期: ● 可供现货 ▲ 交货时间短 ○ 按需求定制

Availability: ● available in stock ▲ short lead time ○ on request


- 刀具柄部公差等级: h6
- 配合筒夹夹持，实现更灵活的夹持范围
- 标准发货范围不含驱动扳手
- 可按要求定制其他尺寸和特殊设计

- Tolerance class of tool shank: h6
- Clamping with Reduction bushes, to achieve more flexible clamping range
- Drive key is not included in the standard order
- Additional sizes and special designs available on request

## 磨刀机刀柄

## GRINDING MACHINE CHUCK

- 应用于工具磨设备工件夹持；
- 特有的轮廓设计，能有效避免加工时与砂轮产生干涉；
- 在2.5xD处回转精度≤0.003mm。
- For workpiece clamping with tool-grinding machine;
- The unique contour design can effectively avoid the interference with the grinding wheel during machining;
- Runout ≤ 0.003mm at 2.5D.

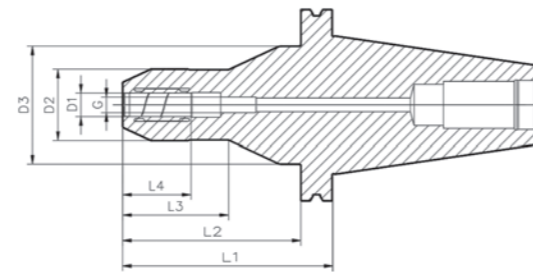





磨刀机刀柄/GHPG

# SK50

DIN 69871



- 在2.5xD处回转精度≤0.003mm
- 用于刀具修磨和刃磨机床
- 手动驱动

- Runout ≤ 0.003mm at 2.5D
- For tool-sharpening and grinding machines
- Manual drive

技术参数 | Technical parameters

单位 | Unit: mm

接口 Coupling	订货号 Ordering code	D1	D2	D3	L1	L2	L3	L4	G	重量 m (kg)	扳手 Key	库存 Stock
SK50	SK50-GHPG12-110-B	12	36.5	60	110	90.9	54.1	36	M8*1	3.51	TH05T-L-B	●
SK50	SK50-GHPG20-110-B	20	42	70	110	90.9	50.3	43	M12*1	3.69	TH05T-L-B	●
SK50	SK50-GHPG32-110-B	32	54	70	110	90.9	62.4	53	M16*1	4.04	TH06T-L-B	●

供货期: ● 可供现货 ▲ 交货时间短 ○ 按需求定制

Availability: ● available in stock ▲ short lead time ○ on request

- 刀具柄部公差等级: h6
- 配合筒夹夹持, 实现更灵活的夹持范围
- 标准发货范围不含驱动扳手
- 可按要求定制其他尺寸和特殊设计

- Tolerance class of tool shank: h6
- Clamping with Reduction bushes, to achieve more flexible clamping range
- Drive key is not included in the standard order
- Additional sizes and special designs available on request

## 筒夹

## REDUCTION BUSHES

- 配合液压刀柄使用, 实现灵活的夹持范围。
- Used with hydraulic chuck to realize flexible clamping range.



命名方式  
Naming And Coding Rules

# ODHC – 12 – 4 – B

①

②

③

④

**① 产品名称**  
Product Name

ODHC	中心出水液压筒夹 Reduction Bushes
DHC	端面出水液压筒夹

**② 接口规格**  
Coupling Type

夹持外径	12mm
	20mm
	25mm
	32mm

**③ 夹持孔直径**  
Diameter

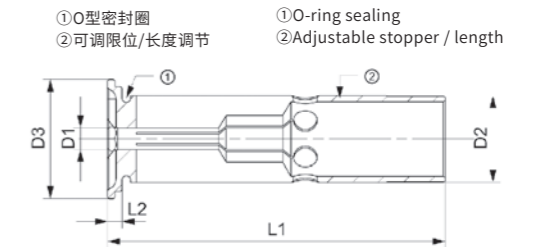
3mm	13mm
4mm	14mm
5mm	15mm
6mm	16mm
7mm	18mm
8mm	20mm
9mm	25mm
10mm	
11mm	
12mm	

**④ 性能升级码**  
Performance Upgrade Code

普通型 Common Type	省略 None
升级型 Upgrade Type	B

筒夹

## ODHC12



- 内部冷却
- 端面密封
- 可承受冷却液压力高达80bar

- Internal cooling
- Closed collar
- Can withstand cooling up to 80bar

技术参数 | Technical parameters

单位 | Unit: mm

订货号 Ordering code	D1	D2	D3	L1	L2	库存 Stock	精度等级 Accuracy grade
ODHC12-3-B	3	12	16.5	47	2	●	AA
ODHC12-4-B	4	12	16.5	47	2	●	AA
ODHC12-5-B	5	12	16.5	47	2	●	AA
ODHC12-6-B	6	12	16.5	47	2	●	AA
ODHC12-8-B	8	12	16.5	47	2	●	AA
ODHC12-10-B	10	12	16.5	47	2	●	AA

供货期: ● 可供现货 ▲ 交货时间短 ○ 按需求定制

Availability: ● available in stock ▲ short lead time ○ on request

精度等级: AA ≤ 3μm

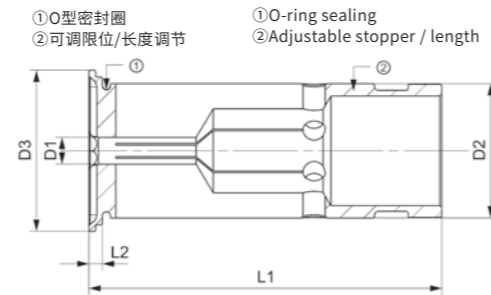
Accuracy grade: AA ≤ 3μm

如有更高精度需要可支持定制

Support customization for higher precision

筒夹

# ODHC20



- 内部冷却
- Internal cooling
- 端面密封
- Closed collar
- 可承受冷却液压力高达80bar
- Can withstand cooling up to 80bar

技术参数 | Technical parameters

单位 | Unit: mm

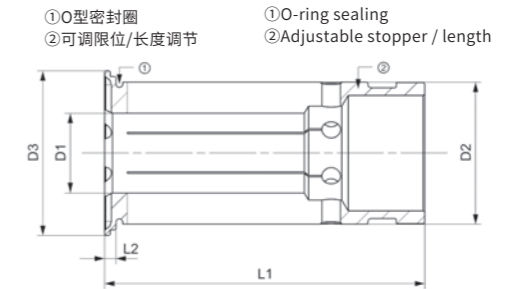
订货号 Ordering code	D1	D2	D3	L1	L2	库存 Stock	精度等级 Accuracy grade
ODHC20-3-B	3	20	24	52.5	2	●	AA
ODHC20-4-B	4	20	24	52.5	2	●	AA
ODHC20-5-B	5	20	24	52.5	2	●	AA
ODHC20-6-B	6	20	24	52.5	2	●	AA
ODHC20-7-B	7	20	24	52.5	2	●	AA
ODHC20-8-B	8	20	24	52.5	2	●	AA
ODHC20-9-B	9	20	24	52.5	2	●	AA
ODHC20-10-B	10	20	24	52.5	2	●	AA
ODHC20-11-B	11	20	24	52.5	2	●	AA
ODHC20-12-B	12	20	24	52.5	2	●	AA
ODHC20-13-B	13	20	24	52.5	2	●	AA
ODHC20-14-B	14	20	24	52.5	2	●	AA
ODHC20-15-B	15	20	24	52.5	2	●	AA
ODHC20-16-B	16	20	24	52.5	2	●	AA

供货期: ● 可供现货 ▲ 交货时间短 ○ 按需求定制  
 精度等级: AA ≤ 3μm  
 如有更高精度需要可支持定制

Availability: ● available in stock ▲ short lead time ○ on request  
 Accuracy grade: AA ≤ 3μm  
 Support customization for higher precision

筒夹

# ODHC25



- 内部冷却
- Internal cooling
- 端面密封
- Closed collar
- 可承受冷却液压力高达80bar
- Can withstand cooling up to 80bar

技术参数 | Technical parameters

单位 | Unit: mm

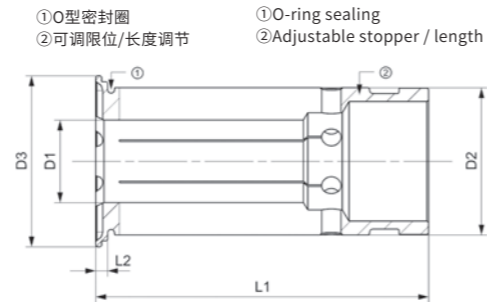
订货号 Ordering code	D1	D2	D3	L1	L2	库存 Stock	精度等级 Accuracy grade
ODHC25-6-B	6	25	29	56.5	2	▲	AA
ODHC25-8-B	8	25	29	56.5	2	▲	AA
ODHC25-10-B	10	25	29	56.5	2	▲	AA
ODHC25-12-B	12	25	29	56.5	2	▲	AA
ODHC25-14-B	14	25	29	56.5	2	▲	AA
ODHC25-16-B	16	25	29	56.5	2	▲	AA
ODHC25-18-B	18	25	29	56.5	2	▲	AA
ODHC25-20-B	20	25	29	56.5	2	▲	AA

供货期: ● 可供现货 ▲ 交货时间短 ○ 按需求定制  
 精度等级: AA ≤ 3μm  
 如有更高精度需要可支持定制

Availability: ● available in stock ▲ short lead time ○ on request  
 Accuracy grade: AA ≤ 3μm  
 Support customization for higher precision

筒夹

# ODHC32



- 内部冷却
- Internal cooling
- 端面密封
- Closed collar
- 可承受冷却液压力高达80bar
- Can withstand cooling up to 80bar

技术参数 | Technical parameters

单位 | Unit: mm

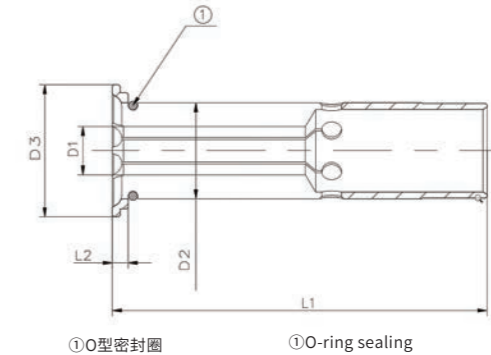
订货号 Ordering code	D1	D2	D3	L1	L2	库存 Stock	精度等级 Accuracy grade
ODHC32-6-B	6	32	35.5	62.5	2	●	AA
ODHC32-8-B	8	32	35.5	62.5	2	●	AA
ODHC32-10-B	10	32	35.5	62.5	2	●	AA
ODHC32-12-B	12	32	35.5	62.5	2	●	AA
ODHC32-14-B	14	32	35.5	62.5	2	●	AA
ODHC32-16-B	16	32	35.5	62.5	2	●	AA
ODHC32-18-B	18	32	35.5	62.5	2	●	AA
ODHC32-20-B	20	32	35.5	62.5	2	●	AA
ODHC32-25-B	25	32	35.5	62.5	2	●	AA

供货期: ● 可供现货 ▲ 交货时间短 ○ 按需求定制  
 精度等级: AA ≤ 3μm  
 如有更高精度需要可支持定制

Availability: ● available in stock ▲ short lead time ○ on request  
 Accuracy grade: AA ≤ 3μm  
 Support customization for higher precision

筒夹

# DHC12



- 端面冷却
- End-face cooling
- 端面开槽
- End-face grooving
- 端面密封
- End-face sealing
- 无内冷设计
- No internal cooling design

技术参数 | Technical parameters

单位 | Unit: mm

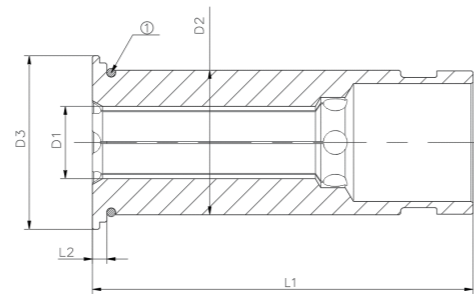
订货号 Ordering code	D1	D2	D3	L1	L2	库存 Stock	精度等级 Accuracy grade
DHC12-3-B	3	12	16.5	47	2	●	AA
DHC12-4-B	4	12	16.5	47	2	●	AA
DHC12-5-B	5	12	16.5	47	2	●	AA
DHC12-6-B	6	12	16.5	47	2	●	AA
DHC12-8-B	8	12	16.5	47	2	●	AA

供货期: ● 可供现货 ▲ 交货时间短 ○ 按需求定制  
 精度等级: AA ≤ 3μm  
 如有更高精度需要可支持定制

Availability: ● available in stock ▲ short lead time ○ on request  
 Accuracy grade: AA ≤ 3μm  
 Support customization for higher precision

筒夹

# DHC20



①O型密封圈      ①O-ring sealing

- 端面冷却
- 端面开槽
- 端面密封
- 无内冷设计

- End-face cooling
- End-face grooving
- End-face sealing
- No internal cooling design

技术参数 | Technical parameters

单位 | Unit: mm

订货号 Ordering code	D1	D2	D3	L1	L2	库存 Stock	精度等级 Accuracy grade
DHC20-3-B	3	20	24	52.5	2	●	AA
DHC20-4-B	4	20	24	52.5	2	●	AA
DHC20-5-B	5	20	24	52.5	2	●	AA
DHC20-6-B	6	20	24	52.5	2	●	AA
DHC20-7-B	7	20	24	52.5	2	●	AA
DHC20-8-B	8	20	24	52.5	2	●	AA
DHC20-9-B	9	20	24	52.5	2	●	AA
DHC20-10-B	10	20	24	52.5	2	●	AA
DHC20-11-B	11	20	24	52.5	2	●	AA
DHC20-12-B	12	20	24	52.5	2	●	AA
DHC20-13-B	13	20	24	52.5	2	●	AA
DHC20-14-B	14	20	24	52.5	2	●	AA
DHC20-15-B	15	20	24	52.5	2	●	AA
DHC20-16-B	16	20	24	52.5	2	●	AA

供货期: ● 可供现货 ▲ 交货时间短 ○ 按需求定制

精度等级: AA ≤ 3μm

如有更高精度需要可支持定制

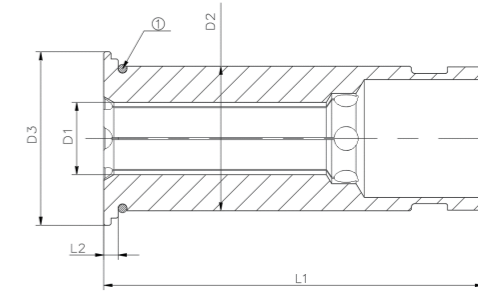
Availability: ● available in stock ▲ short lead time ○ on request

Accuracy grade: AA ≤ 3μm

Support customization for higher precision

筒夹

# DHC32



①O型密封圈      ①O-ring sealing

- 端面冷却
- 端面开槽
- 端面密封
- 无内冷设计

- End-face cooling
- End-face grooving
- End-face sealing
- No internal cooling design

技术参数 | Technical parameters

单位 | Unit: mm

订货号 Ordering code	D1	D2	D3	L1	L2	库存 Stock	精度等级 Accuracy grade
DHC32-6-B	6	32	35.5	62.5	2	●	AA
DHC32-8-B	8	32	35.5	62.5	2	●	AA
DHC32-10-B	10	32	35.5	62.5	2	●	AA
DHC32-12-B	12	32	35.5	62.5	2	●	AA
DHC32-14-B	14	32	35.5	62.5	2	●	AA
DHC32-16-B	16	32	35.5	62.5	2	●	AA
DHC32-18-B	18	32	35.5	62.5	2	●	AA
DHC32-20-B	20	32	35.5	62.5	2	●	AA
DHC32-25-B	25	32	35.5	62.5	2	●	AA

供货期: ● 可供现货 ▲ 交货时间短 ○ 按需求定制

精度等级: AA ≤ 3μm

如有更高精度需要可支持定制

Availability: ● available in stock ▲ short lead time ○ on request


Accuracy grade: AA ≤ 3μm

Support customization for higher precision

## 同步攻丝液压刀柄

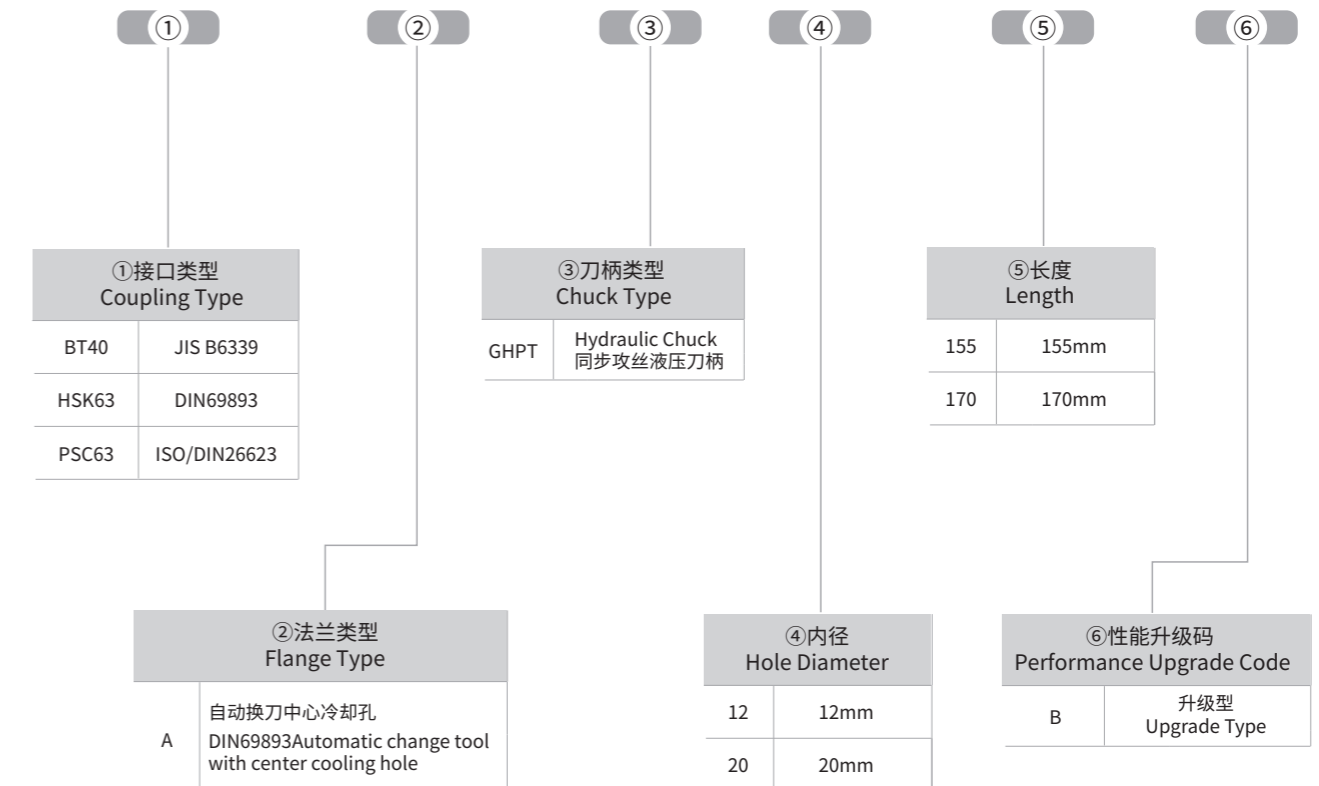
### SYNCHRO TAPPING CHUCKS

- 液压夹持，精度提高一倍；
- 夹持方便，效率提高一倍；
- 自动补偿，丝锥效率提高一倍；
- 降低了机床精度的要求，对机床同步误差。
- High Accuracy;
- Easy Clamping;
- Long Tool Life.

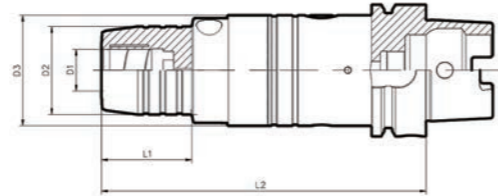



### 命名方式 Naming And Coding Rules

# HSK63 A – GHPT 20 – 155 – B



同步攻丝液压刀柄 Synchro Tapping Chucks



- D12内孔刀柄可以使用M3-M12丝锥
- D20内孔刀柄可以使用M8-M20丝锥
- 刀具跳动装配后配合跳动≤0.015mm

- D12 for Tap M3-M12
- D20 for Tap M8-M20
- The Tap runout is smaller than 0.015mm

技术参数 | Technical parameters

单位 | Unit: mm

订货号 Ordering code	D1	D2	D3	L1	L2	水嘴 Nozzle	重量 m (kg)
BT40-GHPT12-155-B	12	32	52.8	42	155	-	2.54
BT40-GHPT12-170-B	12	32	52.8	57	170	-	2.63
BT40-GHPT20-155-B	20	42	52.8	43	155	-	2.67
BT40-GHPT20-170-B	20	42	52.8	58	170	-	2.83
PSC63-GHPT12-155-B	12	32	52.8	42	155	-	2.39
PSC63-GHPT12-170-B	12	32	52.8	57	170	-	2.49
PSC63-GHPT20-155-B	20	42	52.8	43	155	-	2.52
PSC63-GHPT20-170-B	20	42	52.8	58	170	-	2.68
HSK63A-GHPT12-155-B	12	32	52.8	42	155	M18*1	2.21
HSK63A-GHPT12-170-B	12	32	52.8	57	170	M18*1	2.31
HSK63A-GHPT20-155-B	20	42	52.8	43	155	M18*1	2.34
HSK63A-GHPT20-170-B	20	42	52.8	58	170	M18*1	2.49

- 如需单独订购水嘴，请参照60页

- Nozzle need to be ordered separately. Please refer to P60

命名方式  
Naming And Coding Rules

**ODHC 12 — 2.8B2.1 — B**

①

②

③

④

⑤

①产品名称  
Product Name

ODHC

液压筒夹  
Reduction Bushes

③夹持内径  
Clamping Diameter

2.8

D2.8

④方头尺寸  
Format

2.1

2.1mm

⑤性能升级码  
Performance Upgrade Code

B

升级型  
Upgrade type

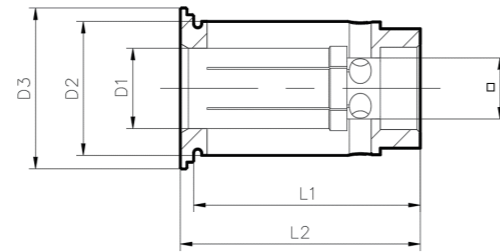
②夹持外径  
Holder Diameter

120 D12mm

200 D20mm

同步攻丝液压刀柄筒夹 Synchro Tapping Chucks Reduction Bushes

同步攻丝液压刀柄筒夹 Synchro Tapping Chucks Reduction Bushes



技术参数 | Technical parameters

单位 | Unit: mm

订货号 Ordering code	D1	D2	D3	□	L1	L2
ODHC12-2.8B2.1-B	2.8	12	16.5	2.1	29	31
ODHC12-3.5B2.7-B	3.5	12	16.5	2.7	29	31
ODHC12-4B3.2-B	4	12	16.5	3.2	29	31
ODHC12-4.5B3.4-B	4.5	12	16.5	3.4	29	31
ODHC12-5B4-B	5	12	16.5	4	29	31
ODHC12-5.5B4.5-B	5.5	12	16.5	4.5	29	31
ODHC12-6B4.5-B	6	12	16.5	4.5	29	31
ODHC12-6B4.9-B	6	12	16.5	4.9	29	31
ODHC12-6.2B5-B	6.2	12	16.5	5	29	31
ODHC12-7B5.5-B	7	12	16.5	5.5	29	31
ODHC12-8B6.2-B	8	12	16.5	6.2	29	31
ODHC12-8B6.5-B	8	12	16.5	6.5	29	31
ODHC12-8.5B6.5-B	8.5	12	16.5	6.5	29	31
ODHC12-9B7-B	9	12	16.5	7	29	31
ODHC12-10B8-B	10	12	16.5	8	29	31

转下页 see next page →

技术参数 | Technical parameters


单位 | Unit: mm

订货号 Ordering code	D1	D2	D3	□	L1	L2
ODHC20-6B4.5-B	6	20	24	4.5	34	36
ODHC20-6B4.9-B	6	20	24	4.9	34	36
ODHC20-6.2B5-B	6.2	20	24	5	34	36
ODHC20-7B5.5-B	7	20	24	5.5	34	36
ODHC20-8B6.2-B	8	20	24	6.2	34	36
ODHC20-8B6.5-B	8	20	24	6.5	34	36
ODHC20-8.5B6.5-B	8.5	20	24	6.5	34	36
ODHC20-9B7-B	9	20	24	7	34	36
ODHC20-10B8-B	10	20	24	8	34	36
ODHC20-10.5B8-B	10.5	20	24	8	34	36
ODHC20-11B9-B	11	20	24	9	34	36
ODHC20-12B9-B	12	20	24	9	34	36
ODHC20-12.5B10-B	12.5	20	24	10	34	36
ODHC20-13B10-B	13	20	24	10	34	36
ODHC20-14B11-B	14	20	24	11	34	36
ODHC20-15B12-B	15	20	24	12	34	36
ODHC20-16B12-B	16	20	24	12	34	36



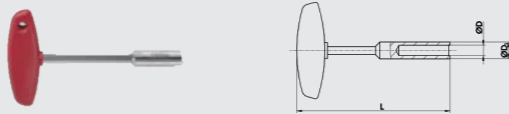
配件清单 List of parts

**水嘴 | Nozzle**  
为HSK刀柄提供内部冷却液供给 | Provide internal coolant supply for HSK chucks



订货号 Ordering code	适用 Apply	D1	L1	L2	G
HSK32-CPA-B	HSK32	6	5.5	26	M10X1
HSK40-CPA-B	HSK40	8	7.5	29	M12X1
HSK50-CPA-B	HSK50	10	9.5	33	M16X1
HSK63-CPA-B	HSK63	12	11.5	36.5	M18X1
HSK80-CPA-B	HSK80	14	13.5	38.5	M20X1.5
HSK100-CPA-B	HSK100	16	15	43.5	M24X1.5

**水嘴扳手 | Nozzle key**



订货号 Ordering code	适用 Apply	D	D2	L
T-HSK32-B	HSK32	6	9	107
T-HSK40-B	HSK40	8	11	111
T-HSK50-B	HSK50	10	15	120
T-HSK63-B	HSK63	12	17	122
T-HSK80-B	HSK80	14	18.5	126
T-HSK100-B	HSK100	16	22	141

配件清单 List of parts

**过水顶丝 | Back up screw**  
装刀长度调节顶丝，带通孔 | Length-adjusting screw with through hole



订货号 Ordering code	适用 Apply	G
GSDS01-B	D6	M5
GSDS02-B	D8	M6
GSDS03-B	D10	M8X1
GSDS04-B	D12	M8X1
GSDS05-B	D14	M10X1
GSDS06-B	D16,D18	M12X1
GSDS07-B	D20	M12X1
GSDS08-B	D25,D32	M16X1

**锁紧顶丝 | Locking screw**  
对柱塞进行施压 | Apply pressure to the plunger  
固定的扭矩以达到合理的压力 | Fixed torque for reasonable pressure




订货号 Ordering code	G
STBM0810-B	M8X10
STBM1010-B	M10X10
STBM1012-B	M10X12
STBM1214-B	N12X14

**T型扳手 | T-type key**



订货号 Ordering code	名称 Name
TH04T-L-B	T柄内六角扳手4.0X100mm   Allen key with T handle 4.0X100mm
TH05T-L-B	T型内六角扳手D5*100   Allen key with T handle D5*100
TH06T-L-B	T型内六角扳手D6*100   Allen key with T handle D6*100

SHRINK-FIT CHUCK



**B** 热装刀柄  
SHRINK-FIT CHUCK

# B 热装刀柄 - 目录

## SHRINK-FIT CHUCK CONTENTS

### 设计特点 Design Features — B06

### 命名方式 Naming And Coding Rules — B08

### 通用型热装刀柄 General Purpose — B09

通用型/SF BT30	SF BT30	B10
通用型/SF BT40	SF BT40	B12
通用型/SF BT50	SF BT50	B14
通用型/SF HSK32A	SF HSK32A	B16
通用型/SF HSK32E	SF HSK32E	B17
通用型/SF HSK40A	SF HSK40A	B18
通用型/SF HSK40E	SF HSK40E	B19
通用型/SF HSK50A	SF HSK50A	B20
通用型/SF HSK50E	SF HSK50E	B22
通用型/SF HSK63A	SF HSK63A	B23
通用型/SF HSK80A	SF HSK80A	B25
通用型/SF HSK100A	SF HSK100A	B27
通用型/SF SK30	SF SK30	B29
通用型/SF SK40	SF SK40	B30
通用型/SF SK50	SF SK50	B32
通用型/SF PSC63	SF PSC63	B34

### 通用型端面出水热装刀柄 General Purpose & Cool Jet — B36


通用型端面出水/SFC BT30	SFC BT30	B37
通用型端面出水/SFC BT40	SFC BT40	B38
通用型端面出水/SFC BT50	SFC BT50	B40
通用型端面出水/SFC HSK32A	SFC HSK32A	B42
通用型端面出水/SFC HSK32E	SFC HSK32E	B43
通用型端面出水/SFC HSK40A	SFC HSK40A	B44
通用型端面出水/SFC HSK40E	SFC HSK40E	B45
通用型端面出水/SFC HSK50A	SFC HSK50A	B46
通用型端面出水/SFC HSK50E	SFC HSK50E	B48
通用型端面出水/SFC HSK63A	SFC HSK63A	B49
通用型端面出水/SFC HSK80A	SFC HSK80A	B51
通用型端面出水/SFC HSK100A	SFC HSK100A	B53
通用型端面出水/SFC SK30	SFC SK30	B55
通用型端面出水/SFC SK40	SFC SK40	B56
通用型端面出水/SFC SK50	SFC SK50	B58
通用型端面出水/SFC PSC63	SFC PSC63	B60

### 通用型安全锁热装刀柄 General Purpose & Safe Lock — B62

通用型安全锁/SFC BT40	SFC BT40	B63
通用型安全锁/SFC HSK63A	SFC HSK63A	B64
通用型安全锁/SFC SK40	SFC SK40	B65

### 强力型热装刀柄 High Torque — B66

强力型/SFP SK40	SFP SK40	B67
强力型/SFP SK50	SFP SK50	B69
强力型/SFP BT40	SFP BT40	B71
强力型/SFP BT50	SFP BT50	B73
强力型/SFP HSK63A	SFP HSK63A	B75
强力型/SFP HSK80A	SFP HSK80A	B77
强力型/SFP HSK100A	SFP HSK100A	B78
强力型/SFP PSC63	SFP PSC63A	B80



# B 热装刀柄 - 目录

SHRINK-FIT CHUCK CONTENTS

## 强力型安全锁热装刀柄 High Torque & Safe Lock — B81

强力型安全锁/SFPS SK40	SFPS SK40	B82
强力型安全锁/SFPS SK50	SFPS SK50	B84
强力型安全锁/SFPS BT40	SFPS BT40	B86
强力型安全锁/SFPS BT50	SFPS BT50	B88
强力型安全锁/SFPS HSK63A	SFPS HSK63A	B90
强力型安全锁/SFPS HSK100A	SFPS HSK100A	B92
强力型安全锁/SFPS PSC63	SFPS PSC63	B94

## 模具型热装刀柄 Mold & Die — B95

模具型/SFW SK40	SFW SK40	B96
模具型/SFW HSK32E	SFW HSK32E	B97
模具型/SFW HSK40E	SFW HSK40E	B98
模具型/SFW HSK50E	SFW HSK50E	B99
模具型/SFW HSK63A	SFW HSK63A	B100


## 强力模具型热装刀柄 High Torque Mold & Die — B101

强力模具型/SFPW SK40	SFPW SK40	B102
强力模具型/SFPW SK50	SFPW SK50	B104
强力模具型/SFPW BT30	SFPW BT30	B105
强力模具型/SFPW BT40	SFPW BT40	B106
强力模具型/SFPW HSK63A	SFPW HSK63A	B108
热装延长杆	Shrink Fit Extension	B110

## 热装机命名规则 Shrink Fit Naming And Coding Rules — B111


## 热装机 Shrink Fit — B112

## 配件清单 List of Parts — B113



# 设计特点 Design Features

# SHRINK FIT CHUCK



产品选用定制钢材，具有优秀的热缩特性，配合品牌热装机可实现数秒内换刀


### 您的收益

- 良好的热缩特性，提高了换刀效率，减少机床停机等待时间；
- 可实现合金刀具、高速钢刀具及钢制品刀具的装夹，通用性强，降低刀具库存成本。

The product is made of customized steel with better pyrocondensation. Fitting on quality shrink fit, it can realize changing tools within few seconds

### Benefit

- Better pyrocondensation improves the efficiency of changing tool and reduces the downtime of the machine tool;
- Adaptable for the clamping of alloy tools, high-speed steel tools and steel products tools. With strong universality it can reduce the tool inventory cost.



特有的表面处理工艺，反复加热无明显变色


### 您的收益

- 延长刀柄寿命，有效防腐防锈；
- 避免刀柄在加工时被铁屑磨损。

Unique surface treatment process. Repeated heating without obvious discoloration

### Benefit

- Extend the service life and effectively prevent corrosion and rust;
- Avoid being cut and worn by chip during machining.



2.5倍径处回转精度 $\leq 0.003\text{mm}$

### 您的收益

- 使刀具在加工过程中均匀切削；
- 提高加工工件表面光洁度；
- 延长刀具使用寿命。

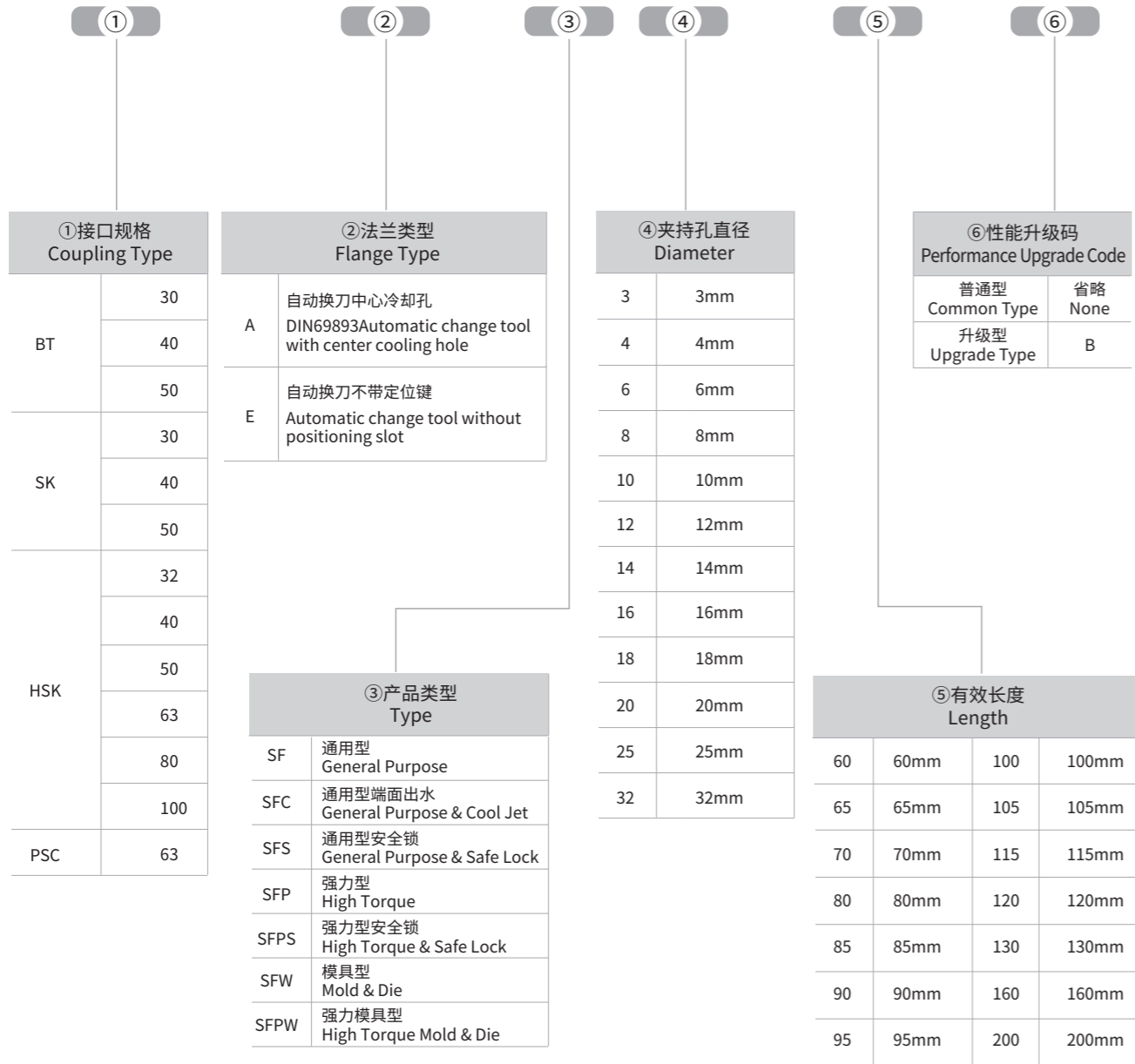
Runout  $\leq 0.003\text{mm}$  at 2.5D

### Benefit

- Even cutting during the machining process;
- Improve the surface finish of machined workpiece;
- Prolong the tool service life.

命名方式  
Naming And Coding Rules

# HSK63 A — SF 10 — 90 — B



## 通用型热装刀柄

### GENERAL PURPOSE

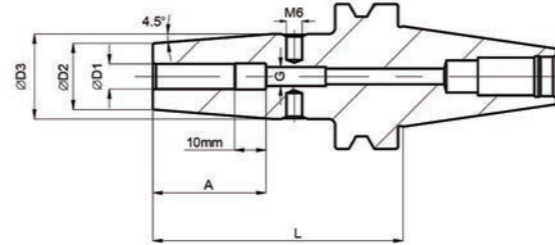
- 热装刀柄自带螺纹平衡孔，可直接装配平衡螺钉进行动平衡调整；
  - HSK系列热装刀柄自带芯片孔，可直接装载芯片，无需额外费用；
  - 适用于钻削、铰削、镗削及铣削等切削加工；
  - 接口涵盖BT、HSK、SK等规格；
  - 跳动精度 < 0.003mm；
  - 转速为25000rpm时，平衡质量等级达到G2.5或  $U_{max} < 1 \text{ g} \cdot \text{mm}$ 。
- The shrink-fit chuck has a thread balance hole, which can be directly assembled with a balance screw for dynamic balance adjustment;
  - The HSK series shrink-fit chuck has a chip hole, which can be directly assembled with chips without additional costs.
  - For drilling, reaming, boring, milling, and other cutting machining;
  - Coupling type: BT/HSK/SK;
  - Runout < 0.003mm;
  - Balancing Grade: G2.5 at 25,000 rpm or  $U_{max} < 1 \text{ g} \cdot \text{mm}$ .



通用型 / SF

# BT30

JIS B6339



- 跳动精度 < 0.003mm
- 转速为 25,000 rpm 时，平衡质量等级达到 G2.5 或  $U_{max} < 1 \text{ g} \cdot \text{mm}$
- 带轴向长度调节

- Runout < 0.003mm
- Balancing Grade: G2.5 at 25,000 rpm or  $U_{max} < 1 \text{ g} \cdot \text{mm}$
- With adjustable axial length

技术参数 | Technical parameters

单位 | Unit: mm

接口 Coupling	订货号 Ordering code	D1	D2	D3	L	A	G	重量 m (kg)
BT30	BT30-SF03-60-B	3	10	-	60	10	-	0.42
BT30	BT30-SF03-80-B	3	10	-	80	10	-	0.45
BT30	BT30-SF04-60-B	4	10	-	60	13	-	0.42
BT30	BT30-SF04-80-B	4	10	-	80	13	-	0.45
BT30	BT30-SF06-60-B	6	23	-	60	36	M5	0.51
BT30	BT30-SF06-80-B	6	21	27	80	36	M5	0.59
BT30	BT30-SF08-60-B	8	23	-	60	36	M6	0.49
BT30	BT30-SF08-80-B	8	21	27	80	36	M6	0.57
BT30	BT30-SF10-60-B	10	27	-	60	41	M8	0.52
BT30	BT30-SF10-80-B	10	24	32	80	41	M8	0.63
BT30	BT30-SF12-60-B	12	27	-	60	46	M8	0.50
BT30	BT30-SF12-80-B	12	24	32	80	46	M8	0.61
BT30	BT30-SF14-65-B	14	30	-	65	46	M10	0.56

转下页 see next page →

通用型 / SF

# BT30

JIS B6339

技术参数 | Technical parameters

单位 | Unit: mm

接口 Coupling	订货号 Ordering code	D1	D2	D3	L	A	G	重量 m (kg)
BT30	BT30-SF14-80-B	14	27	34	80	46	M10	0.66
BT30	BT30-SF16-65-B	16	30	-	65	49	M12	0.54
BT30	BT30-SF16-80-B	16	27	34	80	49	M12	0.64
BT30	BT30-SF18-70-B	18	35.5	40.5	70	49	M12	0.66
BT30	BT30-SF18-90-B	18	33	40.5	90	49	M12	0.86
BT30	BT30-SF20-70-B	20	35.5	40.5	70	51	M12	0.64
BT30	BT30-SF20-90-B	20	33	42	90	51	M12	0.84

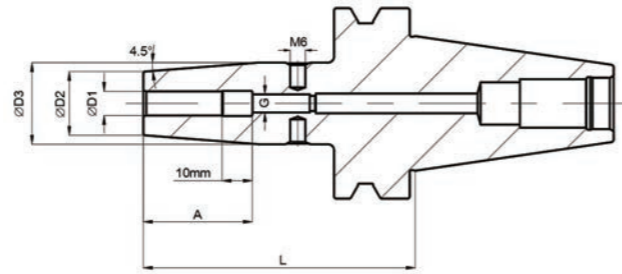
- 刀具柄部公差等级 h6
- 可按要求定制其他尺寸和特殊设计

- Tolerance class of tool shank: h6
- Additional sizes and special designs available on request

通用型 / SF

# BT40

JIS B6339



- 跳动精度 < 0.003mm
- 转速为 25,000 rpm 时，平衡质量等级达到 G2.5 或  $U_{max} < 1 \text{ g} \cdot \text{mm}$
- 带轴向长度调节

- Runout < 0.003mm
- Balancing Grade: G2.5 at 25,000 rpm or  $U_{max} < 1 \text{ g} \cdot \text{mm}$
- With adjustable axial length

技术参数 | Technical parameters

单位 | Unit: mm

接口 Coupling	订货号 Ordering code	D1	D2	D3	L	A	G	重量 m (kg)
BT40	BT40-SF03-90-B	3	10	-	90	10	-	1.06
BT40	BT40-SF03-120-B	3	10	-	120	10	-	1.14
BT40	BT40-SF03-130-B	3	10	-	130	10	-	1.18
BT40	BT40-SF04-90-B	4	10	-	90	13	-	1.06
BT40	BT40-SF04-120-B	4	10	-	120	13	-	1.14
BT40	BT40-SF04-130-B	4	10	-	130	13	-	1.18
BT40	BT40-SF06-90-B	6	21	27	90	36	M5	1.20
BT40	BT40-SF06-120-B	6	21	27	120	36	M5	1.34
BT40	BT40-SF06-130-B	6	21	27	130	36	M5	1.38
BT40	BT40-SF06-160-B	6	21	27	160	36	M5	1.60
BT40	BT40-SF06-200-B	6	21	27	200	36	M5	1.76
BT40	BT40-SF08-90-B	8	21	27	90	36	M6	1.18
BT40	BT40-SF08-120-B	8	21	27	120	36	M6	1.32
BT40	BT40-SF08-130-B	8	21	27	130	36	M6	1.36
BT40	BT40-SF08-160-B	8	21	27	160	36	M6	1.58
BT40	BT40-SF08-200-B	8	21	27	200	36	M6	1.74
BT40	BT40-SF10-90-B	10	24	32	90	41	M8	1.25
BT40	BT40-SF10-120-B	10	24	32	120	41	M8	1.45
BT40	BT40-SF10-130-B	10	24	32	130	41	M8	1.51

转下页 see next page →

通用型 / SF

# BT40

JIS B6339

技术参数 | Technical parameters

单位 | Unit: mm

接口 Coupling	订货号 Ordering code	D1	D2	D3	L	A	G	重量 m (kg)
BT40	BT40-SF10-160-B	10	24	32	160	41	M8	1.74
BT40	BT40-SF10-200-B	10	24	32	200	41	M8	1.98
BT40	BT40-SF12-90-B	12	24	32	90	46	M8	1.23
BT40	BT40-SF12-120-B	12	24	32	120	46	M8	1.43
BT40	BT40-SF12-130-B	12	24	32	130	46	M8	1.49
BT40	BT40-SF12-160-B	12	24	32	160	46	M8	1.72
BT40	BT40-SF12-200-B	12	24	32	200	46	M8	1.97
BT40	BT40-SF14-90-B	14	27	34	90	46	M10	1.28
BT40	BT40-SF14-120-B	14	27	34	120	46	M10	1.50
BT40	BT40-SF14-130-B	14	27	34	130	46	M10	1.57
BT40	BT40-SF14-160-B	14	27	34	160	46	M10	1.83
BT40	BT40-SF14-200-B	14	27	34	200	46	M10	2.10
BT40	BT40-SF16-90-B	16	27	34	90	49	M12	1.26
BT40	BT40-SF16-120-B	16	27	34	120	49	M12	1.48
BT40	BT40-SF16-130-B	16	27	34	130	49	M12	1.55
BT40	BT40-SF16-160-B	16	27	34	160	49	M12	1.81
BT40	BT40-SF16-200-B	16	27	34	200	49	M12	2.09
BT40	BT40-SF18-90-B	18	33	42	90	49	M12	1.40
BT40	BT40-SF18-120-B	18	33	42	120	49	M12	1.72
BT40	BT40-SF18-130-B	18	33	42	130	49	M12	1.83
BT40	BT40-SF18-160-B	18	33	42	160	49	M12	2.15
BT40	BT40-SF18-200-B	18	33	42	200	49	M12	2.57
BT40	BT40-SF20-90-B	20	33	42	90	51	M12	1.38
BT40	BT40-SF20-120-B	20	33	42	120	51	M12	1.70
BT40	BT40-SF20-130-B	20	33	42	130	51	M12	1.81
BT40	BT40-SF20-160-B	20	33	42	160	51	M12	2.13
BT40	BT40-SF20-200-B	20	33	42	200	51	M12	2.55
BT40	BT40-SF25-100-B	25	44	53	100	57	M16	1.80
BT40	BT40-SF25-120-B	25	44	53	120	57	M16	2.14
BT40	BT40-SF25-130-B	25	44	53	130	57	M16	2.31
BT40	BT40-SF25-160-B	25	44	53	160	57	M16	2.81
BT40	BT40-SF25-200-B	25	44	53	200	57	M16	3.49
BT40	BT40-SF32-100-B	32	44	53	100	61	M16	1.78
BT40	BT40-SF32-120-B	32	44	53	120	61	M16	2.12

- 刀具柄部公差等级 h6
- 可按要求定制其他尺寸和特殊设计

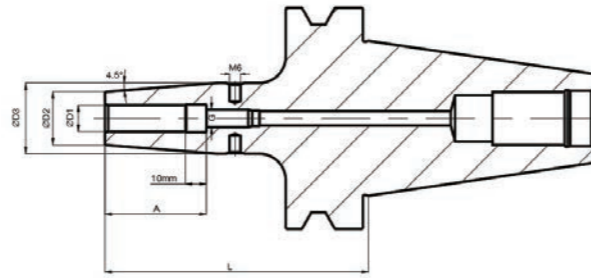

- Tolerance class of tool shank: h6
- Additional sizes and special designs available on request



通用型 / SF

# BT50

JIS B6339



- 跳动精度 < 0.003mm
- 转速为 25,000 rpm 时，平衡质量等级达到 G2.5 或  $U_{max} < 1 \text{ g} \cdot \text{mm}$
- 带轴向长度调节

- Runout < 0.003mm
- Balancing Grade: G2.5 at 25,000 rpm or  $U_{max} < 1 \text{ g} \cdot \text{mm}$
- With adjustable axial length

技术参数 | Technical parameters

单位 | Unit: mm

接口 Coupling	订货号 Ordering code	D1	D2	D3	L	A	G	重量 m (kg)
BT50	BT50-SF06-100-B	6	21	27	100	36	M5	3.85
BT50	BT50-SF06-120-B	6	21	27	120	36	M5	3.96
BT50	BT50-SF06-130-B	6	21	27	130	36	M5	4.01
BT50	BT50-SF06-160-B	6	21	27	160	36	M5	4.25
BT50	BT50-SF06-200-B	6	21	27	200	36	M5	4.41
BT50	BT50-SF08-100-B	8	21	27	100	36	M6	3.84
BT50	BT50-SF08-120-B	8	21	27	120	36	M6	3.95
BT50	BT50-SF08-130-B	8	21	27	130	36	M6	4.00
BT50	BT50-SF08-160-B	8	21	27	160	36	M6	4.24
BT50	BT50-SF08-200-B	8	21	27	200	36	M6	4.40
BT50	BT50-SF10-100-B	10	24	32	100	41	M8	3.91
BT50	BT50-SF10-120-B	10	24	32	120	41	M8	4.06
BT50	BT50-SF10-130-B	10	24	32	130	41	M8	4.13
BT50	BT50-SF10-160-B	10	24	32	160	41	M8	4.38
BT50	BT50-SF10-200-B	10	24	32	200	41	M8	4.61
BT50	BT50-SF12-100-B	12	24	32	100	46	M8	3.89
BT50	BT50-SF12-120-B	12	24	32	120	46	M8	4.04
BT50	BT50-SF12-130-B	12	24	32	130	46	M8	4.11
BT50	BT50-SF12-160-B	12	24	32	160	46	M8	4.36

通用型 / SF

# BT50

JIS B6339

技术参数 | Technical parameters

单位 | Unit: mm

接口 Coupling	订货号 Ordering code	D1	D2	D3	L	A	G	重量 m (kg)
BT50	BT50-SF12-200-B	12	24	32	200	46	M8	4.59
BT50	BT50-SF14-100-B	14	27	34	100	46	M10	3.93
BT50	BT50-SF14-120-B	14	27	34	120	46	M10	4.08
BT50	BT50-SF14-130-B	14	27	34	130	46	M10	4.15
BT50	BT50-SF14-160-B	14	27	34	160	46	M10	4.40
BT50	BT50-SF14-200-B	14	27	34	200	46	M10	4.63
BT50	BT50-SF16-100-B	16	27	34	100	49	M12	3.91
BT50	BT50-SF16-120-B	16	27	34	120	49	M12	4.06
BT50	BT50-SF16-130-B	16	27	34	130	49	M12	4.13
BT50	BT50-SF16-160-B	16	27	34	160	49	M12	4.38
BT50	BT50-SF16-200-B	16	27	34	200	49	M12	4.61
BT50	BT50-SF18-100-B	18	33	42	100	49	M12	4.05
BT50	BT50-SF18-120-B	18	33	42	120	49	M12	4.20
BT50	BT50-SF18-130-B	18	33	42	130	49	M12	4.27
BT50	BT50-SF18-160-B	18	33	42	160	49	M12	4.52
BT50	BT50-SF18-200-B	18	33	42	200	49	M12	4.75
BT50	BT50-SF20-100-B	20	33	42	100	51	M12	4.02
BT50	BT50-SF20-120-B	20	33	42	120	51	M12	4.17
BT50	BT50-SF20-130-B	20	33	42	130	51	M12	4.24
BT50	BT50-SF20-160-B	20	33	42	160	51	M12	4.49
BT50	BT50-SF20-200-B	20	33	42	200	51	M12	4.72
BT50	BT50-SF25-100-B	25	45	53	100	57	M16	4.27
BT50	BT50-SF25-120-B	25	45	53	120	57	M16	4.42
BT50	BT50-SF25-130-B	25	44	53	130	57	M16	4.49
BT50	BT50-SF25-160-B	25	44	53	160	57	M16	4.74
BT50	BT50-SF25-200-B	25	44	53	200	57	M16	4.97
BT50	BT50-SF32-100-B	32	45	53	100	61	M16	4.11
BT50	BT50-SF32-120-B	32	45	53	120	61	M16	4.26
BT50	BT50-SF32-130-B	32	44	53	130	61	M16	4.33
BT50	BT50-SF32-160-B	32	44	53	160	61	M16	4.58
BT50	BT50-SF32-200-B	32	44	53	200	61	M16	4.81

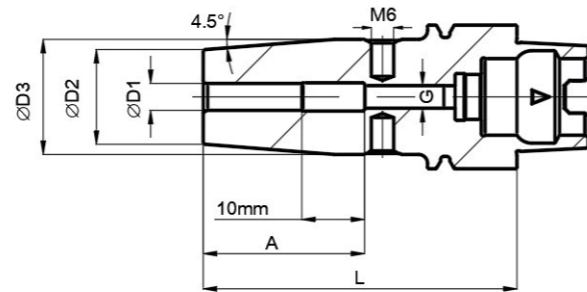
- 刀具柄部公差等级 h6
- 可按要求定制其他尺寸和特殊设计

- Tolerance class of tool shank: h6
- Additional sizes and special designs available on request

通用型 / SF

# HSK32A

DIN 69893



- 跳动精度 < 0.003mm
- 转速为 25,000 rpm 时，平衡质量等级达到 G2.5 或  $U_{max} < 1 \text{ g} \cdot \text{mm}$
- 带轴向长度调节

- Runout < 0.003mm
- Balancing Grade: G2.5 at 25,000 rpm or  $U_{max} < 1 \text{ g} \cdot \text{mm}$
- With adjustable axial length

技术参数 | Technical parameters

单位 | Unit: mm

接口 Coupling	订货号 Ordering code	D1	D2	D3	L	A	G	重量 m (kg)	水嘴 Nozzle
HSK32A	HSK32A-SF03-60-B	3	10	-	60	10	-	0.15	M10*1
HSK32A	HSK32A-SF04-60-B	4	10	-	60	13	-	0.15	M10*1
HSK32A	HSK32A-SF06-70-B	6	21	27	70	36	M5	0.29	M10*1
HSK32A	HSK32A-SF08-70-B	8	21	27	70	36	M6	0.28	M10*1
HSK32A	HSK32A-SF10-80-B	10	24	32	80	41	M8	0.29	M10*1

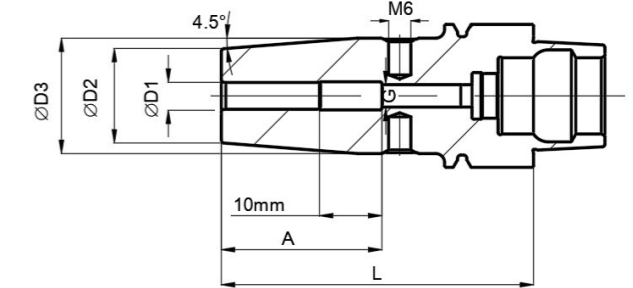
- 刀具柄部公差等级 h6
- 可按要求定制其他尺寸和特殊设计
- 如需单独订购水嘴，请参照 113 页

- Tolerance class of tool shank: h6
- Additional sizes and special designs available on request
- Nozzle need to be ordered seperately. Please refer to P113

通用型 / SF

# HSK32E

DIN 69893



- 跳动精度 < 0.003mm
- 转速为 25,000 rpm 时，平衡质量等级达到 G2.5 或  $U_{max} < 1 \text{ g} \cdot \text{mm}$
- 带轴向长度调节

- Runout < 0.003mm
- Balancing Grade: G2.5 at 25,000 rpm or  $U_{max} < 1 \text{ g} \cdot \text{mm}$
- With adjustable axial length

技术参数 | Technical parameters

单位 | Unit: mm

接口 Coupling	订货号 Ordering code	D1	D2	D3	L	A	G	重量 m (kg)	水嘴 Nozzle
HSK32E	HSK32E-SF03-60-B	3	10	-	60	10	-	0.15	M10*1
HSK32E	HSK32E-SF04-60-B	4	10	-	60	13	-	0.15	M10*1
HSK32E	HSK32E-SF06-70-B	6	21	27	70	36	M5	0.29	M10*1
HSK32E	HSK32E-SF08-70-B	8	21	27	70	36	M6	0.29	M10*1
HSK32E	HSK32E-SF10-80-B	10	24	32	80	41	M8	0.35	M10*1

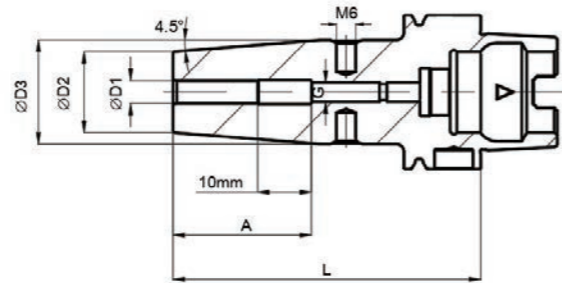
- 刀具柄部公差等级 h6
- 可按要求定制其他尺寸和特殊设计
- 如需单独订购水嘴，请参照 113 页

- Tolerance class of tool shank: h6
- Additional sizes and special designs available on request
- Nozzle need to be ordered seperately. Please refer to P113

通用型 / SF

# HSK40A

DIN 69893



- 跳动精度 < 0.003mm
- 转速为 25,000 rpm 时，平衡质量等级达到 G2.5 或  $U_{max} < 1 \text{ g} \cdot \text{mm}$
- 带轴向长度调节

- Runout < 0.003mm
- Balancing Grade: G2.5 at 25,000 rpm or  $U_{max} < 1 \text{ g} \cdot \text{mm}$
- With adjustable axial length

技术参数 | Technical parameters

单位 | Unit: mm

接口 Coupling	订货号 Ordering code	D1	D2	D3	L	A	G	重量 m (kg)	水嘴 Nozzle
HSK40A	HSK40A-SF03-60-B	3	10	-	60	10	-	0.26	M12*1
HSK40A	HSK40A-SF03-120-B	3	10	-	120	10	-	0.38	M12*1
HSK40A	HSK40A-SF03-130-B	3	10	-	130	10	-	0.42	M12*1
HSK40A	HSK40A-SF04-60-B	4	10	-	60	13	-	0.26	M12*1
HSK40A	HSK40A-SF04-120-B	4	10	-	120	13	-	0.38	M12*1
HSK40A	HSK40A-SF04-130-B	4	10	-	130	13	-	0.42	M12*1
HSK40A	HSK40A-SF06-80-B	6	21	27	80	36	M5	0.40	M12*1
HSK40A	HSK40A-SF06-120-B	6	21	27	120	36	M5	0.57	M12*1
HSK40A	HSK40A-SF06-130-B	6	21	27	130	36	M5	0.62	M12*1
HSK40A	HSK40A-SF08-80-B	8	21	27	80	36	M6	0.39	M12*1
HSK40A	HSK40A-SF08-120-B	8	21	27	120	36	M6	0.56	M12*1
HSK40A	HSK40A-SF08-130-B	8	21	27	130	36	M6	0.61	M12*1
HSK40A	HSK40A-SF10-80-B	10	24	32	80	41	M8	0.45	M12*1
HSK40A	HSK40A-SF10-120-B	10	24	32	120	41	M8	0.69	M12*1
HSK40A	HSK40A-SF10-130-B	10	24	32	130	41	M8	0.76	M12*1
HSK40A	HSK40A-SF12-90-B	12	24	32	90	46	M8	0.43	M12*1
HSK40A	HSK40A-SF12-120-B	12	24	32	120	46	M8	0.67	M12*1
HSK40A	HSK40A-SF12-130-B	12	24	32	130	46	M8	0.74	M12*1
HSK40A	HSK40A-SF14-90-B	14	27	34	90	46	M10	0.54	M12*1
HSK40A	HSK40A-SF16-90-B	16	27	34	90	49	M12	0.52	M12*1

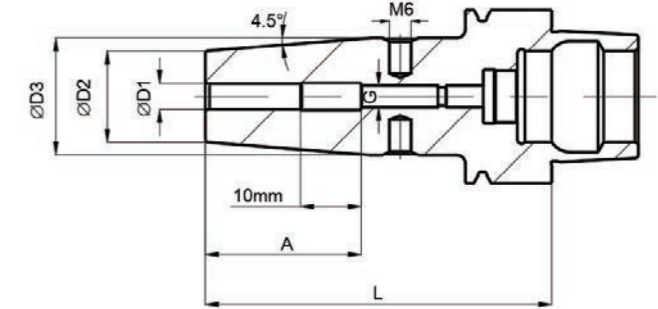
- 刀具柄部公差等级 h6
- 可按要求定制其他尺寸和特殊设计
- 如需单独订购水嘴，请参照 P113 页

- Tolerance class of tool shank: h6
- Additional sizes and special designs available on request
- Nozzle need to be ordered separately. Please refer to P113

通用型 / SF

# HSK40E

DIN 69893



- 跳动精度 < 0.003mm
- 转速为 25,000 rpm 时，平衡质量等级达到 G2.5 或  $U_{max} < 1 \text{ g} \cdot \text{mm}$
- 带轴向长度调节

- Runout < 0.003mm
- Balancing Grade: G2.5 at 25,000 rpm or  $U_{max} < 1 \text{ g} \cdot \text{mm}$
- With adjustable axial length

技术参数 | Technical parameters

单位 | Unit: mm

接口 Coupling	订货号 Ordering code	D1	D2	D3	L	A	G	重量 m (kg)	水嘴 Nozzle
HSK40E	HSK40E-SF03-60-B	3	10	-	60	10	-	0.237	M12*1
HSK40E	HSK40E-SF04-60-B	4	10	-	60	13	-	0.237	M12*1
HSK40E	HSK40E-SF06-60-B	6	22.5	21	60	36	M5	0.334	M12*1
HSK40E	HSK40E-SF06-80-B	6	21	27	80	36	M5	0.421	M12*1
HSK40E	HSK40E-SF08-60-B	8	22.5	21	60	36	M6	0.328	M12*1
HSK40E	HSK40E-SF08-80-B	8	21	27	80	36	M6	0.407	M12*1
HSK40E	HSK40E-SF10-60-B	10	26.5	24	60	41	M8	0.354	M12*1
HSK40E	HSK40E-SF10-80-B	10	32	32	80	41	M8	0.464	M12*1
HSK40E	HSK40E-SF12-60-B	12	26.5	24	60	46	M8	0.342	M12*1
HSK40E	HSK40E-SF12-80-B	12	32	32	80	46	M8	0.449	M12*1
HSK40E	HSK40E-SF14-60-B	14	30	27	60	46	M10	0.369	M12*1
HSK40E	HSK40E-SF14-80-B	14	33	34	80	46	M10	0.491	M12*1
HSK40E	HSK40E-SF16-60-B	16	30	27	60	49	M12	0.35	M12*1
HSK40E	HSK40E-SF16-80-B	16	33	34	80	49	M12	0.467	M12*1

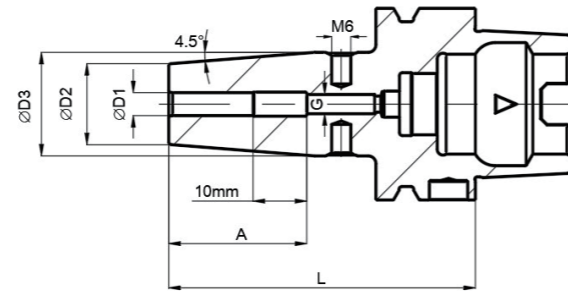
- 刀具柄部公差等级 h6
- 可按要求定制其他尺寸和特殊设计
- 如需单独订购水嘴，请参照 P113 页

- Tolerance class of tool shank: h6
- Additional sizes and special designs available on request
- Nozzle need to be ordered separately. Please refer to P113

通用型 / SF

# HSK50A

DIN 69893



- 跳动精度 < 0.003mm
- 转速为 25,000 rpm 时，平衡质量等级达到 G2.5 或  $U_{max} < 1 \text{ g} \cdot \text{mm}$
- 带轴向长度调节

- Runout < 0.003mm
- Balancing Grade: G2.5 at 25,000 rpm or  $U_{max} < 1 \text{ g} \cdot \text{mm}$
- With adjustable axial length

技术参数 Technical parameters

单位 | Unit: mm

接口 Coupling	订货号 Ordering code	D1	D2	D3	L	A	G	重量 m (kg)	水嘴 Nozzle
HSK50A	HSK50A-SF03-60-B	3	10	-	60	10	-	0.41	M16*1
HSK50A	HSK50A-SF03-120-B	3	10	-	120	10	-	0.55	M16*1
HSK50A	HSK50A-SF03-130-B	3	10	-	130	10	-	0.59	M16*1
HSK50A	HSK50A-SF04-60-B	4	10	-	60	13	-	0.41	M16*1
HSK50A	HSK50A-SF04-120-B	4	10	-	120	13	-	0.55	M16*1
HSK50A	HSK50A-SF04-130-B	4	10	-	130	13	-	0.59	M16*1
HSK50A	HSK50A-SF06-80-B	6	21	27	80	36	M5	0.57	M16*1
HSK50A	HSK50A-SF06-120-B	6	21	27	120	36	M5	0.74	M16*1
HSK50A	HSK50A-SF06-130-B	6	21	27	130	36	M5	0.78	M16*1
HSK50A	HSK50A-SF08-80-B	8	21	27	80	36	M6	0.56	M16*1
HSK50A	HSK50A-SF08-120-B	8	21	27	120	36	M6	0.73	M16*1
HSK50A	HSK50A-SF08-130-B	8	21	27	130	36	M6	0.77	M16*1
HSK50A	HSK50A-SF10-85-B	10	24	32	85	41	M8	0.64	M16*1
HSK50A	HSK50A-SF10-120-B	10	24	32	120	41	M8	0.85	M16*1
HSK50A	HSK50A-SF10-130-B	10	24	32	130	41	M8	0.91	M16*1

转下页 see next page →

通用型 / SF

# HSK50A

DIN 69893

技术参数 Technical parameters

单位 | Unit: mm

接口 Coupling	订货号 Ordering code	D1	D2	D3	L	A	G	重量 m (kg)	水嘴 Nozzle
HSK50A	HSK50A-SF12-90-B	12	24	32	90	46	M8	0.65	M16*1
HSK50A	HSK50A-SF12-120-B	12	24	32	120	46	M8	0.83	M16*1
HSK50A	HSK50A-SF12-130-B	12	24	32	130	46	M8	0.89	M16*1
HSK50A	HSK50A-SF14-90-B	14	27	34	90	49	M12	0.70	M16*1
HSK50A	HSK50A-SF16-95-B	16	27	34	95	49	M12	0.67	M16*1
HSK50A	HSK50A-SF16-120-B	16	27	34	120	49	M12	0.87	M16*1
HSK50A	HSK50A-SF16-130-B	16	27	34	130	49	M12	0.94	M16*1

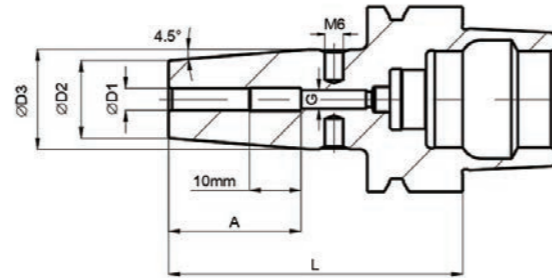
- 刀具柄部公差等级 h6
- 可按要求定制其他尺寸和特殊设计
- 如需单独订购水嘴，请参照 113 页

- Tolerance class of tool shank: h6
- Additional sizes and special designs available on request
- Nozzle need to be ordered separately. Please refer to P113

通用型 / SF

# HSK50E

DIN 69893



- 跳动精度 < 0.003mm
- 转速为 25,000 rpm 时，平衡质量等级达到 G2.5 或  $U_{max} < 1 \text{ g} \cdot \text{mm}$
- 带轴向长度调节

- Runout < 0.003mm
- Balancing Grade: G2.5 at 25,000 rpm or  $U_{max} < 1 \text{ g} \cdot \text{mm}$
- With adjustable axial length

技术参数 | Technical parameters

单位 | Unit: mm

接口 Coupling	订货号 Ordering code	D1	D2	D3	L	A	G	重量 m (kg)	水嘴 Nozzle
HSK50E	HSK50E-SF03-60-B	3	10	-	60	10	-	0.43	M16*1
HSK50E	HSK50E-SF04-60-B	4	10	-	60	13	-	0.43	M16*1
HSK50E	HSK50E-SF06-80-B	6	21	27	80	36	M5	0.60	M16*1
HSK50E	HSK50E-SF06-130-B	6	22.5	28.7	130	36	M5	0.82	M16*1
HSK50E	HSK50E-SF08-80-B	8	21	27	80	36	M6	0.58	M16*1
HSK50E	HSK50E-SF08-130-B	8	22.5	28.7	130	36	M6	0.80	M16*1
HSK50E	HSK50E-SF10-85-B	10	24	32	85	41	M8	0.67	M16*1
HSK50E	HSK50E-SF10-130-B	10	26.5	32	130	41	M8	0.94	M16*1
HSK50E	HSK50E-SF12-90-B	12	24	32	90	46	M8	0.68	M16*1
HSK50E	HSK50E-SF12-130-B	12	26.5	32	130	46	M8	0.92	M16*1
HSK50E	HSK50E-SF14-90-B	14	27	34	90	46	M10	0.76	M16*1
HSK50E	HSK50E-SF14-130-B	14	30	33	130	46	M10	1.00	M16*1
HSK50E	HSK50E-SF16-95-B	16	27	34	95	49	M12	0.73	M16*1
HSK50E	HSK50E-SF16-130-B	16	30	33	130	49	M12	0.97	M16*1

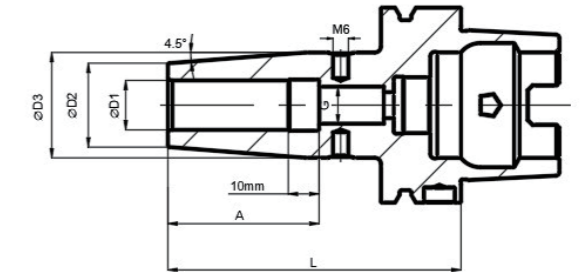
- 刀具柄部公差等级 h6
- 可按要求定制其他尺寸和特殊设计
- 如需单独订购水嘴，请参照 P113

- Tolerance class of tool shank: h6
- Additional sizes and special designs available on request
- Nozzle need to be ordered separately. Please refer to P113

通用型 / SF

# HSK63A

DIN 69893



- 跳动精度 < 0.003mm
- 转速为 25,000 rpm 时，平衡质量等级达到 G2.5 或  $U_{max} < 1 \text{ g} \cdot \text{mm}$
- 带轴向长度调节

- Runout < 0.003mm
- Balancing Grade: G2.5 at 25,000 rpm or  $U_{max} < 1 \text{ g} \cdot \text{mm}$
- With adjustable axial length

技术参数 | Technical parameters

单位 | Unit: mm

接口 Coupling	订货号 Ordering code	D1	D2	D3	L	A	G	重量 m (kg)	水嘴 Nozzle
HSK63A	HSK63A-SF03-80-B	3	10	-	80	10	-	0.69	M18*1
HSK63A	HSK63A-SF03-120-B	3	10	-	120	10	-	0.80	M18*1
HSK63A	HSK63A-SF03-130-B	3	10	-	130	10	-	0.84	M18*1
HSK63A	HSK63A-SF04-80-B	4	10	-	80	13	-	0.68	M18*1
HSK63A	HSK63A-SF04-120-B	4	10	-	120	13	-	0.79	M18*1
HSK63A	HSK63A-SF04-130-B	4	10	-	130	13	-	0.83	M18*1
HSK63A	HSK63A-SF06-80-B	6	21	27	80	36	M5	0.82	M18*1
HSK63A	HSK63A-SF06-120-B	6	21	27	120	36	M5	0.99	M18*1
HSK63A	HSK63A-SF06-130-B	6	21	27	130	36	M5	1.03	M18*1
HSK63A	HSK63A-SF06-160-B	6	21	27	160	36	M5	1.26	M18*1
HSK63A	HSK63A-SF06-200-B	6	21	27	200	36	M5	1.43	M18*1
HSK63A	HSK63A-SF08-80-B	8	21	27	80	36	M6	0.81	M18*1
HSK63A	HSK63A-SF08-120-B	8	21	27	120	36	M6	0.98	M18*1
HSK63A	HSK63A-SF08-130-B	8	21	27	130	36	M6	1.02	M18*1
HSK63A	HSK63A-SF08-160-B	8	21	27	160	36	M6	1.25	M18*1
HSK63A	HSK63A-SF08-200-B	8	21	27	200	36	M6	1.42	M18*1
HSK63A	HSK63A-SF10-85-B	10	24	32	85	41	M8	0.89	M18*1
HSK63A	HSK63A-SF10-120-B	10	24	32	120	41	M8	1.12	M18*1

转下页 see next page →

通用型 / SF

# HSK63A

DIN 69893

通用型 / SF

# HSK80A

DIN 69893

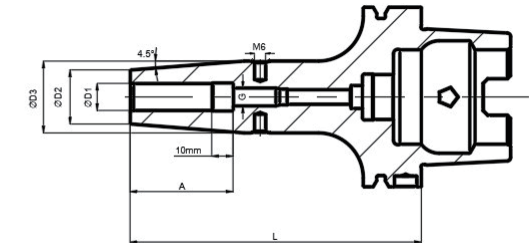
技术参数 | Technical parameters

单位 | Unit: mm

接口 Coupling	订货号 Ordering code	D1	D2	D3	L	A	G	重量 m (kg)	水嘴 Nozzle
HSK63A	HSK63A-SF10-130-B	10	24	32	130	41	M8	1.18	M18*1
HSK63A	HSK63A-SF10-160-B	10	24	32	160	41	M8	1.41	M18*1
HSK63A	HSK63A-SF10-200-B	10	24	32	200	41	M8	1.65	M18*1
HSK63A	HSK63A-SF12-90-B	12	24	32	90	46	M8	0.91	M18*1
HSK63A	HSK63A-SF12-120-B	12	24	32	120	46	M8	1.11	M18*1
HSK63A	HSK63A-SF12-130-B	12	24	32	130	46	M8	1.17	M18*1
HSK63A	HSK63A-SF12-160-B	12	24	32	160	46	M8	1.40	M18*1
HSK63A	HSK63A-SF12-200-B	12	24	32	200	46	M8	1.64	M18*1
HSK63A	HSK63A-SF14-90-B	14	27	34	90	46	M10	0.95	M18*1
HSK63A	HSK63A-SF14-120-B	14	27	34	120	46	M10	1.17	M18*1
HSK63A	HSK63A-SF14-130-B	14	27	34	130	46	M10	1.24	M18*1
HSK63A	HSK63A-SF14-160-B	14	27	34	160	46	M10	1.50	M18*1
HSK63A	HSK63A-SF14-200-B	14	27	34	200	46	M10	1.77	M18*1
HSK63A	HSK63A-SF16-95-B	16	27	34	95	49	M12	0.96	M18*1
HSK63A	HSK63A-SF16-120-B	16	27	34	120	49	M12	1.14	M18*1
HSK63A	HSK63A-SF16-130-B	16	27	34	130	49	M12	1.21	M18*1
HSK63A	HSK63A-SF16-160-B	16	27	34	160	49	M12	1.47	M18*1
HSK63A	HSK63A-SF16-200-B	16	27	34	200	49	M12	1.74	M18*1
HSK63A	HSK63A-SF18-95-B	18	33	42	95	49	M12	1.13	M18*1
HSK63A	HSK63A-SF18-120-B	18	33	42	120	49	M12	1.40	M18*1
HSK63A	HSK63A-SF18-130-B	18	33	42	130	49	M12	1.50	M18*1
HSK63A	HSK63A-SF18-160-B	18	33	42	160	49	M12	1.82	M18*1
HSK63A	HSK63A-SF18-200-B	18	33	42	200	49	M12	2.25	M18*1
HSK63A	HSK63A-SF20-100-B	20	33	42	100	51	M12	1.10	M18*1
HSK63A	HSK63A-SF20-120-B	20	33	42	120	51	M12	1.37	M18*1
HSK63A	HSK63A-SF20-130-B	20	33	42	130	51	M12	1.47	M18*1
HSK63A	HSK63A-SF20-160-B	20	33	42	160	51	M12	1.79	M18*1
HSK63A	HSK63A-SF20-200-B	20	33	42	200	51	M12	2.22	M18*1
HSK63A	HSK63A-SF25-115-B	25	44	53	115	57	M16	1.73	M18*1
HSK63A	HSK63A-SF25-130-B	25	44	53	130	57	M16	1.98	M18*1
HSK63A	HSK63A-SF25-160-B	25	44	53	160	57	M16	2.49	M18*1
HSK63A	HSK63A-SF25-200-B	25	44	53	200	57	M16	3.16	M18*1
HSK63A	HSK63A-SF32-120-B	32	44	53	120	61	M16	1.65	M18*1
HSK63A	HSK63A-SF32-160-B	32	44	53	160	61	M16	2.33	M18*1
HSK63A	HSK63A-SF32-200-B	32	44	53	200	61	M16	3.00	M18*1

- 刀具柄部公差等级h6
- 可按要求定制其他尺寸和特殊设计
- 如需单独订购水嘴，请参照113页

- Tolerance class of tool shank: h6
- Additional sizes and special designs available on request
- Nozzle need to be ordered seperately. Please refer to P113



- 跳动精度 < 0.003mm
- 转速为25,000 rpm时，平衡质量等级达到G2.5或Umax < 1 g·mm
- 带轴向长度调节

- Runout < 0.003mm
- Balancing Grade: G2.5 at 25,000 rpm or Umax < 1 g·mm
- With adjustable axial length

技术参数 | Technical parameters

单位 | Unit: mm

接口 Coupling	订货号 Ordering code	D1	D2	D3	L	A	G	重量 m (kg)	水嘴 Nozzle
HSK80A	HSK80A-SF06-85-B	6	21	27	85	36	M5	1.24	M20*1.5
HSK80A	HSK80A-SF06-120-B	6	21	27	120	36	M5	1.46	M20*1.5
HSK80A	HSK80A-SF06-130-B	6	21	27	130	36	M5	1.51	M20*1.5
HSK80A	HSK80A-SF06-160-B	6	21	27	160	36	M5	1.73	M20*1.5
HSK80A	HSK80A-SF06-200-B	6	21	27	200	36	M5	1.90	M20*1.5
HSK80A	HSK80A-SF08-85-B	8	21	27	85	36	M6	1.23	M20*1.5
HSK80A	HSK80A-SF08-120-B	8	21	27	120	36	M6	1.45	M20*1.5
HSK80A	HSK80A-SF08-130-B	8	21	27	130	36	M6	1.50	M20*1.5
HSK80A	HSK80A-SF08-160-B	8	21	27	160	36	M6	1.72	M20*1.5
HSK80A	HSK80A-SF08-200-B	8	21	27	200	36	M6	1.89	M20*1.5
HSK80A	HSK80A-SF10-90-B	10	24	32	90	41	M8	1.31	M20*1.5
HSK80A	HSK80A-SF10-120-B	10	24	32	120	41	M8	1.58	M20*1.5
HSK80A	HSK80A-SF10-130-B	10	24	32	130	41	M8	1.64	M20*1.5
HSK80A	HSK80A-SF10-160-B	10	24	32	160	41	M8	1.89	M20*1.5
HSK80A	HSK80A-SF10-200-B	10	24	32	200	41	M8	2.17	M20*1.5
HSK80A	HSK80A-SF12-95-B	12	24	32	95	46	M8	1.33	M20*1.5
HSK80A	HSK80A-SF12-120-B	12	24	32	120	46	M8	1.57	M20*1.5
HSK80A	HSK80A-SF12-130-B	12	24	32	130	46	M8	1.63	M20*1.5

转下页 see next page →

通用型 / SF

# HSK80A

DIN 69893

通用型 / SF

# HSK100A

DIN 69893

技术参数 | Technical parameters

单位 | Unit: mm

接口 Coupling	订货号 Ordering code	D1	D2	D3	L	A	G	重量 m (kg)	水嘴 Nozzle
HSK80A	HSK80A-SF12-160-B	12	24	32	160	46	M8	1.88	M20*1.5
HSK80A	HSK80A-SF12-200-B	12	24	32	200	46	M8	2.16	M20*1.5
HSK80A	HSK80A-SF14-95-B	14	27	34	95	46	M10	1.38	M20*1.5
HSK80A	HSK80A-SF14-120-B	14	27	34	120	46	M10	1.64	M20*1.5
HSK80A	HSK80A-SF14-130-B	14	27	34	130	46	M10	1.70	M20*1.5
HSK80A	HSK80A-SF14-160-B	14	27	34	160	46	M10	1.96	M20*1.5
HSK80A	HSK80A-SF14-200-B	14	27	34	200	46	M10	2.30	M20*1.5
HSK80A	HSK80A-SF16-100-B	16	27	34	100	49	M12	1.38	M20*1.5
HSK80A	HSK80A-SF16-120-B	16	27	34	120	49	M12	1.61	M20*1.5
HSK80A	HSK80A-SF16-130-B	16	27	34	130	49	M12	1.67	M20*1.5
HSK80A	HSK80A-SF16-160-B	16	27	34	160	49	M12	1.93	M20*1.5
HSK80A	HSK80A-SF16-200-B	16	27	34	200	49	M12	2.27	M20*1.5
HSK80A	HSK80A-SF18-100-B	18	33	42	100	49	M12	1.56	M20*1.5
HSK80A	HSK80A-SF18-120-B	18	33	42	120	49	M12	1.88	M20*1.5
HSK80A	HSK80A-SF18-130-B	18	33	42	130	49	M12	1.99	M20*1.5
HSK80A	HSK80A-SF18-160-B	18	33	42	160	49	M12	2.29	M20*1.5
HSK80A	HSK80A-SF18-200-B	18	33	42	200	49	M12	2.71	M20*1.5
HSK80A	HSK80A-SF20-105-B	20	33	42	105	51	M12	1.59	M20*1.5
HSK80A	HSK80A-SF20-120-B	20	33	42	120	51	M12	1.86	M20*1.5
HSK80A	HSK80A-SF20-130-B	20	33	42	130	51	M12	1.97	M20*1.5
HSK80A	HSK80A-SF20-160-B	20	33	42	160	51	M12	2.27	M20*1.5
HSK80A	HSK80A-SF20-200-B	20	33	42	200	51	M12	2.69	M20*1.5
HSK80A	HSK80A-SF25-115-B	25	44	53	115	57	M16	1.93	M20*1.5
HSK80A	HSK80A-SF25-120-B	25	44	53	120	57	M16	2.21	M20*1.5
HSK80A	HSK80A-SF25-130-B	25	44	53	130	57	M16	2.42	M20*1.5
HSK80A	HSK80A-SF25-160-B	25	44	53	160	57	M16	2.93	M20*1.5
HSK80A	HSK80A-SF25-200-B	25	44	53	200	57	M16	3.61	M20*1.5
HSK80A	HSK80A-SF32-120-B	32	44	53	120	61	M16	2.05	M20*1.5
HSK80A	HSK80A-SF32-130-B	32	44	53	130	61	M16	2.25	M20*1.5
HSK80A	HSK80A-SF32-160-B	32	44	53	160	61	M16	2.77	M20*1.5
HSK80A	HSK80A-SF32-200-B	32	44	53	200	61	M16	3.45	M20*1.5

● 刀具柄部公差等级h6

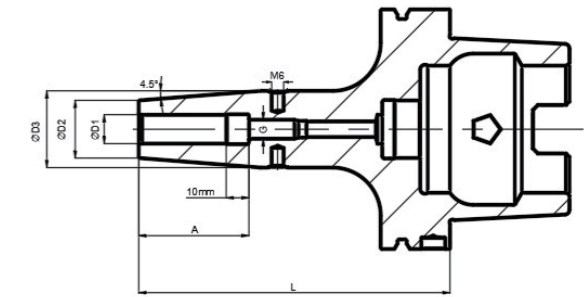
● 可按要求定制其他尺寸和特殊设计

● 如需单独订购水嘴，请参照113页

● Tolerance class of tool shank: h6

● Additional sizes and special designs available on request

● Nozzle need to be ordered seperately. Please refer to P113



- 跳动精度 < 0.003mm
- 转速为25,000 rpm时，平衡质量等级达到G2.5或Umax < 1 g·mm
- 带轴向长度调节

- Runout < 0.003mm
- Balancing Grade: G2.5 at 25,000 rpm or Umax < 1 g·mm
- With adjustable axial length

技术参数 | Technical parameters

单位 | Unit: mm

接口 Coupling	订货号 Ordering code	D1	D2	D3	L	A	G	重量 m (kg)	水嘴 Nozzle
HSK100A	HSK100A-SF06-85-B	6	21	27	85	36	M5	2.17	M24*1.5
HSK100A	HSK100A-SF06-120-B	6	21	27	120	36	M5	2.39	M24*1.5
HSK100A	HSK100A-SF06-130-B	6	21	27	130	36	M5	2.44	M24*1.5
HSK100A	HSK100A-SF06-160-B	6	21	27	160	36	M5	2.66	M24*1.5
HSK100A	HSK100A-SF06-200-B	6	21	27	200	36	M5	2.83	M24*1.5
HSK100A	HSK100A-SF08-85-B	8	21	27	85	36	M6	2.16	M24*1.5
HSK100A	HSK100A-SF08-120-B	8	21	27	120	36	M6	2.38	M24*1.5
HSK100A	HSK100A-SF08-130-B	8	21	27	130	36	M6	2.43	M24*1.5
HSK100A	HSK100A-SF08-160-B	8	21	27	160	36	M6	2.65	M24*1.5
HSK100A	HSK100A-SF08-200-B	8	21	27	200	36	M6	2.82	M24*1.5
HSK100A	HSK100A-SF10-90-B	10	24	32	90	41	M8	2.24	M24*1.5
HSK100A	HSK100A-SF10-120-B	10	24	32	120	41	M8	2.51	M24*1.5
HSK100A	HSK100A-SF10-130-B	10	24	32	130	41	M8	2.57	M24*1.5
HSK100A	HSK100A-SF10-160-B	10	24	32	160	41	M8	2.82	M24*1.5
HSK100A	HSK100A-SF10-200-B	10	24	32	200	41	M8	3.10	M24*1.5
HSK100A	HSK100A-SF12-95-B	12	24	32	95	46	M8	2.26	M24*1.5
HSK100A	HSK100A-SF12-120-B	12	24	32	120	46	M8	2.50	M24*1.5
HSK100A	HSK100A-SF12-130-B	12	24	32	130	46	M8	2.56	M24*1.5

转下页 see next page →

通用型 / SF

# HSK100A

DIN 69893

通用型 / SF

# SK30

DIN 69871

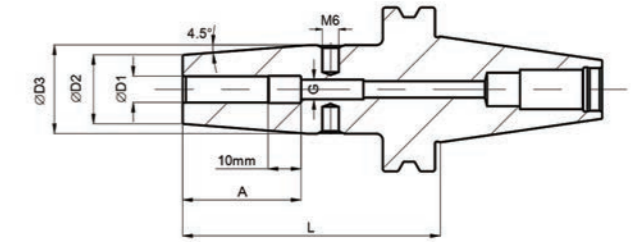
技术参数 | Technical parameters

单位 | Unit: mm

接口 Coupling	订货号 Ordering code	D1	D2	D3	L	A	G	重量 m (kg)	水嘴 Nozzle
HSK100A	HSK100A-SF12-160-B	12	24	32	160	46	M8	2.81	M24*1.5
HSK100A	HSK100A-SF12-200-B	12	24	32	200	46	M8	3.09	M24*1.5
HSK100A	HSK100A-SF14-95-B	14	27	34	95	46	M10	2.31	M24*1.5
HSK100A	HSK100A-SF14-120-B	14	27	34	120	46	M10	2.57	M24*1.5
HSK100A	HSK100A-SF14-130-B	14	27	34	130	46	M10	2.63	M24*1.5
HSK100A	HSK100A-SF14-160-B	14	27	34	160	46	M10	2.89	M24*1.5
HSK100A	HSK100A-SF14-200-B	14	27	34	200	46	M10	3.23	M24*1.5
HSK100A	HSK100A-SF16-100-B	16	27	34	100	49	M12	2.31	M24*1.5
HSK100A	HSK100A-SF16-120-B	16	27	34	120	49	M12	2.54	M24*1.5
HSK100A	HSK100A-SF16-130-B	16	27	34	130	49	M12	2.60	M24*1.5
HSK100A	HSK100A-SF16-160-B	16	27	34	160	49	M12	2.86	M24*1.5
HSK100A	HSK100A-SF16-200-B	16	27	34	200	49	M12	3.20	M24*1.5
HSK100A	HSK100A-SF18-100-B	18	33	42	100	49	M12	2.49	M24*1.5
HSK100A	HSK100A-SF18-120-B	18	33	42	120	49	M12	2.81	M24*1.5
HSK100A	HSK100A-SF18-130-B	18	33	42	130	49	M12	2.92	M24*1.5
HSK100A	HSK100A-SF18-160-B	18	33	42	160	49	M12	3.22	M24*1.5
HSK100A	HSK100A-SF18-200-B	18	33	42	200	49	M12	3.64	M24*1.5
HSK100A	HSK100A-SF20-105-B	20	33	42	105	51	M12	2.52	M24*1.5
HSK100A	HSK100A-SF20-120-B	20	33	42	120	51	M12	2.79	M24*1.5
HSK100A	HSK100A-SF20-130-B	20	33	42	130	51	M12	2.90	M24*1.5
HSK100A	HSK100A-SF20-160-B	20	33	42	160	51	M12	3.20	M24*1.5
HSK100A	HSK100A-SF20-200-B	20	33	42	200	51	M12	3.62	M24*1.5
HSK100A	HSK100A-SF25-115-B	25	44	53	115	57	M16	2.86	M24*1.5
HSK100A	HSK100A-SF25-120-B	25	44	53	120	57	M16	3.14	M24*1.5
HSK100A	HSK100A-SF25-130-B	25	44	53	130	57	M16	3.35	M24*1.5
HSK100A	HSK100A-SF25-160-B	25	44	53	160	57	M16	3.86	M24*1.5
HSK100A	HSK100A-SF25-200-B	25	44	53	200	57	M16	4.54	M24*1.5
HSK100A	HSK100A-SF32-120-B	32	44	53	120	61	M16	2.98	M24*1.5
HSK100A	HSK100A-SF32-130-B	32	44	53	130	61	M16	3.19	M24*1.5
HSK100A	HSK100A-SF32-160-B	32	44	53	160	61	M16	3.70	M24*1.5
HSK100A	HSK100A-SF32-200-B	32	44	53	200	61	M16	4.37	M24*1.5

- 刀具柄部公差等级h6
- 可按要求定制其他尺寸和特殊设计
- 如需单独订购水嘴，请参照113页

- Tolerance class of tool shank: h6
- Additional sizes and special designs available on request
- Nozzle need to be ordered seperately. Please refer to P113



- 跳动精度 < 0.003mm
- 转速为25,000 rpm时，平衡质量等级达到G2.5或Umax < 1 g·mm
- 带轴向长度调节

- Runout < 0.003mm
- Balancing Grade: G2.5 at 25,000 rpm or Umax < 1 g·mm
- With adjustable axial length

技术参数 | Technical parameters

单位 | Unit: mm

接口 Coupling	订货号 Ordering code	D1	D2	D3	L	A	G	重量 m (kg)
SK30	SK30-SF03-60-B	3	10	-	60	10	-	0.41
SK30	SK30-SF03-80-B	3	10	-	80	10	-	0.44
SK30	SK30-SF04-60-B	4	10	-	60	13	-	0.41
SK30	SK30-SF04-80-B	4	10	-	80	13	-	0.44
SK30	SK30-SF06-60-B	6	23	-	60	36	M5	0.51
SK30	SK30-SF06-80-B	6	21	27	80	36	M5	0.59
SK30	SK30-SF08-60-B	8	23	-	60	36	M6	0.5
SK30	SK30-SF08-80-B	8	21	27	80	36	M6	0.58
SK30	SK30-SF10-60-B	10	27	-	60	41	M8	0.52
SK30	SK30-SF10-80-B	10	24	32	80	41	M8	0.64
SK30	SK30-SF12-60-B	12	27	-	60	46	M8	0.51
SK30	SK30-SF12-80-B	12	24	32	80	46	M8	0.62
SK30	SK30-SF16-65-B	16	30	-	60	49	M12	0.54
SK30	SK30-SF16-80-B	16	27	34	80	49	M12	0.63
SK30	SK30-SF20-70-B	20	35.5	40.5	70	51	M12	0.65

- 刀具柄部公差等级h6
- 可按要求定制其他尺寸和特殊设计

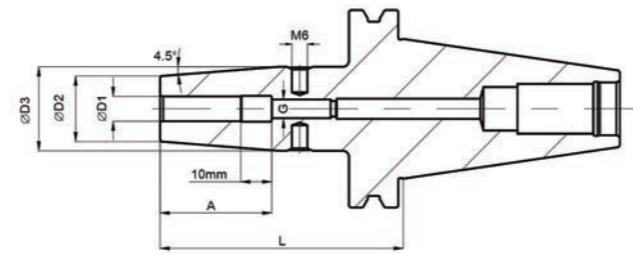
- Tolerance class of tool shank: h6
- Additional sizes and special designs available on request



通用型 / SF

# SK40

DIN 69871



- 跳动精度 < 0.003mm
- 转速为 25,000 rpm 时，平衡质量等级达到 G2.5 或  $U_{max} < 1 \text{ g} \cdot \text{mm}$
- 带轴向长度调节

- Runout < 0.003mm
- Balancing Grade: G2.5 at 25,000 rpm or  $U_{max} < 1 \text{ g} \cdot \text{mm}$
- With adjustable axial length

技术参数 | Technical parameters

单位 | Unit: mm

接口 Coupling	订货号 Ordering code	D1	D2	D3	L	A	G	重量 m (kg)
SK40	SK40-SF03-80-B	3	10	-	80	10	-	0.89
SK40	SK40-SF03-120-B	3	10	-	120	10	-	1.01
SK40	SK40-SF03-130-B	3	10	-	130	10	-	1.05
SK40	SK40-SF04-80-B	4	10	-	80	13	-	0.89
SK40	SK40-SF04-120-B	4	10	-	120	13	-	1.01
SK40	SK40-SF04-130-B	4	10	-	130	13	-	1.05
SK40	SK40-SF06-80-B	6	21	27	80	36	M5	1.03
SK40	SK40-SF06-120-B	6	21	27	120	36	M5	1.21
SK40	SK40-SF06-130-B	6	21	27	130	36	M5	1.25
SK40	SK40-SF06-160-B	6	21	27	160	36	M5	1.47
SK40	SK40-SF06-200-B	6	21	27	200	36	M5	1.64
SK40	SK40-SF08-80-B	8	21	27	80	36	M6	1.03
SK40	SK40-SF08-120-B	8	21	27	120	36	M6	1.21
SK40	SK40-SF08-130-B	8	21	27	130	36	M6	1.25
SK40	SK40-SF08-160-B	8	21	27	160	36	M6	1.47
SK40	SK40-SF08-200-B	8	21	27	200	36	M6	1.64
SK40	SK40-SF10-80-B	10	24	32	80	41	M8	1.08
SK40	SK40-SF10-120-B	10	24	32	120	41	M8	1.33

转下页 see next page →

通用型 / SF

# SK40

DIN 69871

技术参数 | Technical parameters

单位 | Unit: mm

接口 Coupling	订货号 Ordering code	D1	D2	D3	L	A	G	重量 m (kg)
SK40	SK40-SF10-130-B	10	24	32	130	41	M8	1.39
SK40	SK40-SF10-160-B	10	24	32	160	41	M8	1.63
SK40	SK40-SF10-200-B	10	24	32	200	41	M8	1.87
SK40	SK40-SF12-80-B	12	24	32	80	46	M8	1.07
SK40	SK40-SF12-120-B	12	24	32	120	46	M8	1.32
SK40	SK40-SF12-130-B	12	24	32	130	46	M8	1.38
SK40	SK40-SF12-160-B	12	24	32	160	46	M8	1.62
SK40	SK40-SF12-200-B	12	24	32	200	46	M8	1.86
SK40	SK40-SF14-80-B	14	27	34	80	46	M10	1.11
SK40	SK40-SF14-120-B	14	27	34	120	46	M10	1.38
SK40	SK40-SF14-130-B	14	27	34	130	46	M10	1.45
SK40	SK40-SF14-160-B	14	27	34	160	46	M10	1.72
SK40	SK40-SF14-200-B	14	27	34	200	46	M10	2.00
SK40	SK40-SF16-80-B	16	27	34	80	49	M12	1.08
SK40	SK40-SF16-120-B	16	27	34	120	49	M12	1.35
SK40	SK40-SF16-130-B	16	27	34	130	49	M12	1.42
SK40	SK40-SF16-160-B	16	27	34	160	49	M12	1.69
SK40	SK40-SF16-200-B	16	27	34	200	49	M12	1.97
SK40	SK40-SF18-80-B	18	33	42	80	49	M12	1.22
SK40	SK40-SF18-120-B	18	33	42	120	49	M12	1.64
SK40	SK40-SF18-130-B	18	33	42	130	49	M12	1.75
SK40	SK40-SF18-160-B	18	33	42	160	49	M12	2.06
SK40	SK40-SF18-200-B	18	33	42	200	49	M12	2.49
SK40	SK40-SF20-80-B	20	33	42	80	51	M12	1.19
SK40	SK40-SF20-120-B	20	33	42	120	51	M12	1.61
SK40	SK40-SF20-130-B	20	33	42	130	51	M12	1.72
SK40	SK40-SF20-160-B	20	33	42	160	51	M12	2.03
SK40	SK40-SF20-200-B	20	33	42	200	51	M12	2.46
SK40	SK40-SF25-100-B	25	44	53	100	57	M16	1.73
SK40	SK40-SF25-120-B	25	44	53	120	57	M16	2.07
SK40	SK40-SF25-130-B	25	44	53	130	57	M16	2.24
SK40	SK40-SF25-160-B	25	44	53	160	57	M16	2.75
SK40	SK40-SF25-200-B	25	44	53	200	57	M16	3.42
SK40	SK40-SF32-100-B	32	44	53	100	61	M16	1.70
SK40	SK40-SF32-120-B	32	44	53	120	61	M16	2.04
SK40	SK40-SF32-130-B	32	44	53	130	61	M16	2.21

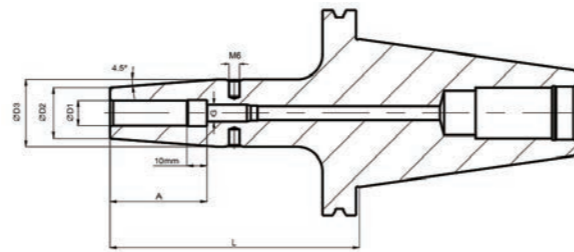
- 刀具柄部公差等级 h6
- 可按要求定制其他尺寸和特殊设计

- Tolerance class of tool shank: h6
- Additional sizes and special designs available on request

通用型 / SF

# SK50

DIN 69871



- 跳动精度 < 0.003mm
- 转速为 25,000 rpm 时，平衡质量等级达到 G2.5 或  $U_{max} < 1 \text{ g} \cdot \text{mm}$
- 带轴向长度调节

- Runout < 0.003mm
- Balancing Grade: G2.5 at 25,000 rpm or  $U_{max} < 1 \text{ g} \cdot \text{mm}$
- With adjustable axial length

技术参数 | Technical parameters

单位 | Unit: mm

接口 Coupling	订货号 Ordering code	D1	D2	D3	L	A	G	重量 m (kg)
SK50	SK50-SF06-80-B	6	21	27	80	36	M5	2.84
SK50	SK50-SF06-120-B	6	21	27	120	36	M5	3.03
SK50	SK50-SF06-130-B	6	21	27	130	36	M5	3.07
SK50	SK50-SF06-160-B	6	21	27	160	36	M5	3.35
SK50	SK50-SF06-200-B	6	21	27	200	36	M5	3.52
SK50	SK50-SF08-80-B	8	21	27	80	36	M6	2.84
SK50	SK50-SF08-120-B	8	21	27	120	36	M6	3.03
SK50	SK50-SF08-130-B	8	21	27	130	36	M6	3.07
SK50	SK50-SF08-160-B	8	21	27	160	36	M6	3.35
SK50	SK50-SF08-200-B	8	21	27	200	36	M6	3.52
SK50	SK50-SF10-80-B	10	24	32	80	41	M8	2.99
SK50	SK50-SF10-120-B	10	24	32	120	41	M8	3.15
SK50	SK50-SF10-130-B	10	24	32	130	41	M8	3.21
SK50	SK50-SF10-160-B	10	24	32	160	41	M8	3.45
SK50	SK50-SF10-200-B	10	24	32	200	41	M8	3.69
SK50	SK50-SF12-80-B	12	24	32	80	46	M8	2.99
SK50	SK50-SF12-120-B	12	24	32	120	46	M8	3.15
SK50	SK50-SF12-130-B	12	24	32	130	46	M8	3.21

转下页 see next page →

通用型 / SF

# SK50

DIN 69871

技术参数 | Technical parameters

单位 | Unit: mm

接口 Coupling	订货号 Ordering code	D1	D2	D3	L	A	G	重量 m (kg)
SK50	SK50-SF12-160-B	12	24	32	160	46	M8	3.45
SK50	SK50-SF12-200-B	12	24	32	200	46	M8	3.69
SK50	SK50-SF14-80-B	14	27	34	80	46	M10	2.92
SK50	SK50-SF14-120-B	14	27	34	120	46	M10	3.20
SK50	SK50-SF14-130-B	14	27	34	130	46	M10	3.27
SK50	SK50-SF14-160-B	14	27	34	160	46	M10	3.54
SK50	SK50-SF14-200-B	14	27	34	200	46	M10	3.82
SK50	SK50-SF16-80-B	16	27	34	80	49	M12	2.92
SK50	SK50-SF16-120-B	16	27	34	120	49	M12	3.20
SK50	SK50-SF16-130-B	16	27	34	130	49	M12	3.27
SK50	SK50-SF16-160-B	16	27	34	160	49	M12	3.54
SK50	SK50-SF16-200-B	16	27	34	200	49	M12	3.82
SK50	SK50-SF18-80-B	18	33	42	80	49	M12	3.04
SK50	SK50-SF18-120-B	18	33	42	120	49	M12	3.46
SK50	SK50-SF18-130-B	18	33	42	130	49	M12	3.57
SK50	SK50-SF18-160-B	18	33	42	160	49	M12	3.98
SK50	SK50-SF18-200-B	18	33	42	200	49	M12	4.31
SK50	SK50-SF20-80-B	20	33	42	80	51	M12	3.02
SK50	SK50-SF20-120-B	20	33	42	120	51	M12	3.44
SK50	SK50-SF20-130-B	20	33	42	130	51	M12	3.55
SK50	SK50-SF20-160-B	20	33	42	160	51	M12	3.97
SK50	SK50-SF20-200-B	20	33	42	200	51	M12	4.29
SK50	SK50-SF25-100-B	25	44	53	100	57	M16	3.45
SK50	SK50-SF25-120-B	25	44	53	120	57	M16	3.83
SK50	SK50-SF25-130-B	25	44	53	130	57	M16	4.00
SK50	SK50-SF25-160-B	25	44	53	160	57	M16	4.57
SK50	SK50-SF25-200-B	25	44	53	200	57	M16	5.25
SK50	SK50-SF32-100-B	32	44	53	100	61	M16	3.42
SK50	SK50-SF32-120-B	32	44	53	120	61	M16	3.80
SK50	SK50-SF32-130-B	32	44	53	130	61	M16	3.97
SK50	SK50-SF32-160-B	32	44	53	160	61	M16	4.54
SK50	SK50-SF32-200-B	32	44	53	200	61	M16	5.22

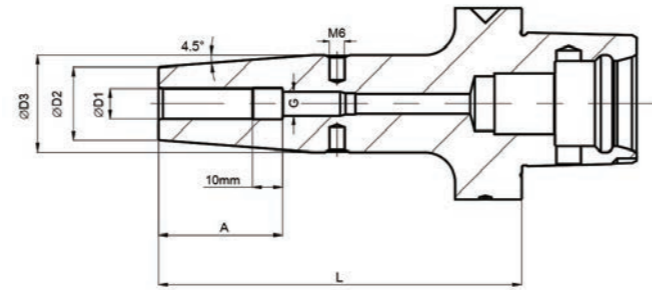
- 刀具柄部公差等级 h6
- 可按要求定制其他尺寸和特殊设计

- Tolerance class of tool shank: h6
- Additional sizes and special designs available on request

通用型 / SF

# PSC63

ISO 26623



- 跳动精度 < 0.003mm
- 转速为 25,000 rpm 时，平衡质量等级达到 G2.5 或  $U_{max} < 1 \text{ g} \cdot \text{mm}$
- 带轴向长度调节

- Runout < 0.003mm
- Balancing Grade: G2.5 at 25,000 rpm or  $U_{max} < 1 \text{ g} \cdot \text{mm}$
- With adjustable axial length

技术参数 | Technical parameters

单位 | Unit: mm

接口 Coupling	订货号 Ordering code	D1	D2	D3	L	A	G	重量 m (kg)
PSC63	PSC63-SF03-80-B	3	10	-	80	10	-	0.82
PSC63	PSC63-SF03-120-B	3	10	-	120	10	-	0.93
PSC63	PSC63-SF03-130-B	3	10	-	130	10	-	0.97
PSC63	PSC63-SF04-80-B	4	10	-	80	13	-	0.82
PSC63	PSC63-SF04-120-B	4	10	-	120	13	-	0.93
PSC63	PSC63-SF04-130-B	4	10	-	130	13	-	0.97
PSC63	PSC63-SF06-80-B	6	21	27	80	36	M5	0.95
PSC63	PSC63-SF06-100-B	6	21	27	100	36	M5	1.03
PSC63	PSC63-SF06-120-B	6	21	27	120	36	M5	1.19
PSC63	PSC63-SF06-130-B	6	21	27	130	36	M5	1.23
PSC63	PSC63-SF06-160-B	6	21	27	160	36	M5	1.59
PSC63	PSC63-SF08-80-B	8	21	27	80	36	M6	0.95
PSC63	PSC63-SF08-100-B	8	21	27	100	36	M6	1.03
PSC63	PSC63-SF08-120-B	8	21	27	120	36	M6	1.19
PSC63	PSC63-SF08-130-B	8	21	27	130	36	M6	1.23
PSC63	PSC63-SF08-160-B	8	21	27	160	36	M6	1.59
PSC63	PSC63-SF10-80-B	10	24	32	80	41	M8	1.10
PSC63	PSC63-SF10-100-B	10	24	32	100	41	M8	1.18

转下页 see next page →

通用型 / SF

# PSC63

ISO 26623

技术参数 | Technical parameters

单位 | Unit: mm

接口 Coupling	订货号 Ordering code	D1	D2	D3	L	A	G	重量 m (kg)
PSC63	PSC63-SF10-120-B	10	24	32	120	41	M8	1.34
PSC63	PSC63-SF10-130-B	10	24	32	130	41	M8	1.38
PSC63	PSC63-SF10-160-B	10	24	32	160	41	M8	1.74
PSC63	PSC63-SF12-80-B	12	24	32	80	46	M8	1.09
PSC63	PSC63-SF12-100-B	12	24	32	100	46	M8	1.17
PSC63	PSC63-SF12-120-B	12	24	32	120	46	M8	1.33
PSC63	PSC63-SF12-130-B	12	24	32	130	46	M8	1.37
PSC63	PSC63-SF12-160-B	12	24	32	160	46	M8	1.73
PSC63	PSC63-SF14-85-B	14	27	34	85	46	M10	1.25
PSC63	PSC63-SF14-100-B	14	27	34	100	46	M10	1.33
PSC63	PSC63-SF14-120-B	14	27	34	120	46	M10	1.49
PSC63	PSC63-SF14-130-B	14	27	34	130	46	M10	1.53
PSC63	PSC63-SF14-160-B	14	27	34	160	46	M10	1.89
PSC63	PSC63-SF16-85-B	16	27	34	85	49	M12	1.22
PSC63	PSC63-SF16-100-B	16	27	34	100	49	M12	1.30
PSC63	PSC63-SF16-120-B	16	27	34	120	49	M12	1.46
PSC63	PSC63-SF16-130-B	16	27	34	130	49	M12	1.50
PSC63	PSC63-SF16-160-B	16	27	34	160	49	M12	1.86
PSC63	PSC63-SF18-85-B	18	33	42	85	49	M12	1.19
PSC63	PSC63-SF18-100-B	18	33	42	100	49	M12	1.33
PSC63	PSC63-SF18-130-B	18	33	42	130	49	M12	1.71
PSC63	PSC63-SF18-160-B	18	33	42	160	49	M12	1.97
PSC63	PSC63-SF20-85-B	20	33	42	85	51	M12	1.16
PSC63	PSC63-SF20-100-B	20	33	42	100	51	M12	1.30
PSC63	PSC63-SF20-120-B	20	33	42	120	51	M12	1.58
PSC63	PSC63-SF20-130-B	20	33	42	130	51	M12	1.68
PSC63	PSC63-SF20-160-B	20	33	42	160	51	M12	1.94
PSC63	PSC63-SF25-90-B	25	44	53	90	57	M16	1.50
PSC63	PSC63-SF25-120-B	25	44	53	120	57	M16	2.01
PSC63	PSC63-SF25-130-B	25	44	53	130	57	M16	2.19
PSC63	PSC63-SF25-160-B	25	44	53	160	57	M16	2.74
PSC63	PSC63-SF32-95-B	32	44	53	95	61	M16	1.43
PSC63	PSC63-SF32-130-B	32	44	53	130	61	M16	2.02
PSC63	PSC63-SF32-160-B	32	44	53	160	61	M16	2.58

- 刀具柄部公差等级 h6
- 可按要求定制其他尺寸和特殊设计

- Tolerance class of tool shank: h6
- Additional sizes and special designs available on request

## 通用型端面出水热装刀柄

### GENERAL PURPOSE & COOL JET

- 热装刀柄自带螺纹平衡孔，可直接装配平衡螺钉进行动平衡调整；
- HSK系列热装刀柄自带芯片孔，可直接装载芯片，无需额外费用；
- 通用型基础上添加冷却孔，冷却液直达切削刃；
- 有效去除积屑，提升切削效率，延长刀具寿命；
- 优良的跳动精度；
- 适合高速切削；
- 可提供环喷冷却；
- $\phi 3$ 、 $\phi 4$ 冷却方式为细缝冷却。

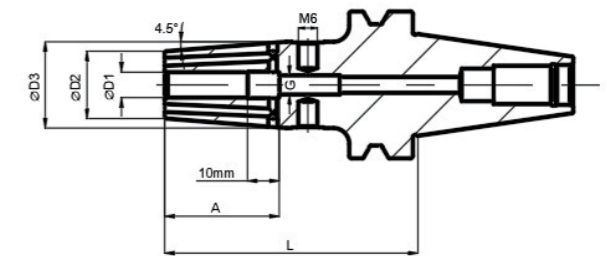
- The shrink-fit chuck has a thread balance hole, which can be directly assembled with a balance screw for dynamic balance adjustment;
- The HSK series shrink-fit chuck has a chip hole, which can be directly assembled with chips without additional costs;
- Add cooling holes on the basis of general purpose type, the coolant can reach to the cutting edge directly;
- Effectively remove chip, improve cutting efficiency, prolong tool life;
- Excellent runout accuracy;
- Suitable for high-speed cutting;
- Ring jet cooling available;
- $\phi 3/\phi 4$ , with slits along the clamping bore for cooling form outside.



### 通用型端面出水/SFC

## BT30

JIS B6339



- 跳动精度 < 0.003mm
- 转速为 25,000 rpm 时，平衡质量等级达到 G2.5 或  $U_{max} < 1 \text{ g}\cdot\text{mm}$
- 带轴向长度调节

- Runout < 0.003mm
- Balancing Grade: G2.5 at 25,000 rpm or  $U_{max} < 1 \text{ g}\cdot\text{mm}$
- With adjustable axial length

### 技术参数 | Technical parameters

单位 | Unit: mm

接口 Coupling	订货号 Ordering code	D1	D2	D3	L	A	G	重量 m (kg)
BT30	BT30-SFC03-60-B	3	10	-	60	10	-	0.40
BT30	BT30-SFC04-60-B	4	10	-	60	13	-	0.40
BT30	BT30-SFC06-80-B	6	21	27	80	36	M5	0.57
BT30	BT30-SFC08-80-B	8	21	27	80	36	M6	0.55
BT30	BT30-SFC10-80-B	10	24	32	80	41	M8	0.61
BT30	BT30-SFC12-80-B	12	24	32	80	46	M8	0.59
BT30	BT30-SFC14-80-B	14	27	34	80	46	M10	0.64
BT30	BT30-SFC16-80-B	16	27	34	80	49	M12	0.62
BT30	BT30-SFC18-90-B	18	33	40.5	90	49	M12	0.84
BT30	BT30-SFC20-90-B	20	33	42	90	51	M12	0.82

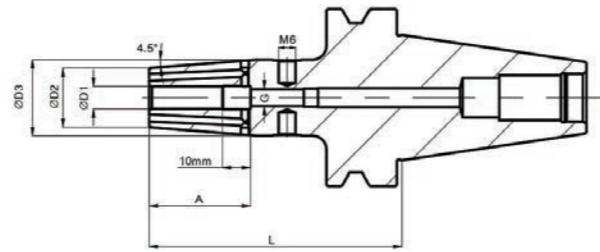
- 刀具柄部公差等级 h6
- 可按要求定制其他尺寸和特殊设计

- Tolerance class of tool shank: h6
- Additional sizes and special designs available on request

通用型端面出水/SFC

# BT40

JIS B6339



- 跳动精度 < 0.003mm
- 转速为 25,000 rpm 时，平衡质量等级达到 G2.5 或  $U_{max} < 1 \text{ g} \cdot \text{mm}$
- 带轴向长度调节

- Runout < 0.003mm
- Balancing Grade: G2.5 at 25,000 rpm or  $U_{max} < 1 \text{ g} \cdot \text{mm}$
- With adjustable axial length

技术参数 | Technical parameters

单位 | Unit: mm

接口 Coupling	订货号 Ordering code	D1	D2	D3	L	A	G	重量 m (kg)
BT40	BT40-SFC03-90-B	3	10	-	90	10	-	1.06
BT40	BT40-SFC04-90-B	4	10	-	90	13	-	1.06
BT40	BT40-SFC06-90-B	6	21	27	90	36	M5	1.20
BT40	BT40-SFC06-120-B	6	21	27	120	36	M5	1.34
BT40	BT40-SFC06-130-B	6	21	27	130	36	M5	1.38
BT40	BT40-SFC06-160-B	6	21	27	160	36	M5	1.60
BT40	BT40-SFC06-200-B	6	21	27	200	36	M5	1.76
BT40	BT40-SFC08-90-B	8	21	27	90	36	M6	1.18
BT40	BT40-SFC08-120-B	8	21	27	120	36	M6	1.32
BT40	BT40-SFC08-130-B	8	21	27	130	36	M6	1.36
BT40	BT40-SFC08-160-B	8	21	27	160	36	M6	1.58
BT40	BT40-SFC08-200-B	8	21	27	200	36	M6	1.74
BT40	BT40-SFC10-90-B	10	24	32	90	41	M8	1.25
BT40	BT40-SFC10-120-B	10	24	32	120	41	M8	1.45
BT40	BT40-SFC10-130-B	10	24	32	130	41	M8	1.51
BT40	BT40-SFC10-160-B	10	24	32	160	41	M8	1.74
BT40	BT40-SFC10-200-B	10	24	32	200	41	M8	1.98
BT40	BT40-SFC12-90-B	12	24	32	90	46	M8	1.23
BT40	BT40-SFC12-120-B	12	24	32	120	46	M8	1.43

转下页 see next page →

通用型端面出水/SFC

# BT40

JIS B6339

技术参数 | Technical parameters

单位 | Unit: mm

接口 Coupling	订货号 Ordering code	D1	D2	D3	L	A	G	重量 m (kg)
BT40	BT40-SFC12-130-B	12	24	32	130	46	M8	1.49
BT40	BT40-SFC12-160-B	12	24	32	160	46	M8	1.72
BT40	BT40-SFC12-200-B	12	24	32	200	46	M8	1.97
BT40	BT40-SFC14-90-B	14	27	34	90	46	M10	1.28
BT40	BT40-SFC14-120-B	14	27	34	120	46	M10	1.50
BT40	BT40-SFC14-130-B	14	27	34	130	46	M10	1.57
BT40	BT40-SFC14-160-B	14	27	34	160	46	M10	1.83
BT40	BT40-SFC14-200-B	14	27	34	200	46	M10	2.10
BT40	BT40-SFC16-90-B	16	27	34	90	49	M12	1.26
BT40	BT40-SFC16-120-B	16	27	34	120	49	M12	1.48
BT40	BT40-SFC16-130-B	16	27	34	130	49	M12	1.55
BT40	BT40-SFC16-160-B	16	27	34	160	49	M12	1.81
BT40	BT40-SFC16-200-B	16	27	34	200	49	M12	2.09
BT40	BT40-SFC18-90-B	18	33	42	90	49	M12	1.40
BT40	BT40-SFC18-120-B	18	33	42	120	49	M12	1.72
BT40	BT40-SFC18-130-B	18	33	42	130	49	M12	1.83
BT40	BT40-SFC18-160-B	18	33	42	160	49	M12	2.15
BT40	BT40-SFC18-200-B	18	33	42	200	49	M12	2.57
BT40	BT40-SFC20-90-B	20	33	42	90	51	M12	1.38
BT40	BT40-SFC20-120-B	20	33	42	120	51	M12	1.70
BT40	BT40-SFC20-130-B	20	33	42	130	51	M12	1.81
BT40	BT40-SFC20-160-B	20	33	42	160	51	M12	2.13
BT40	BT40-SFC20-200-B	20	33	42	200	51	M12	2.55
BT40	BT40-SFC25-100-B	25	44	53	100	57	M16	1.80
BT40	BT40-SFC25-120-B	25	44	53	120	57	M16	2.14
BT40	BT40-SFC25-130-B	25	44	53	130	57	M16	2.31
BT40	BT40-SFC25-160-B	25	44	53	160	57	M16	2.81
BT40	BT40-SFC25-200-B	25	44	53	200	57	M16	3.49
BT40	BT40-SFC32-100-B	32	44	53	100	61	M16	1.78
BT40	BT40-SFC32-120-B	32	44	53	120	61	M16	2.12

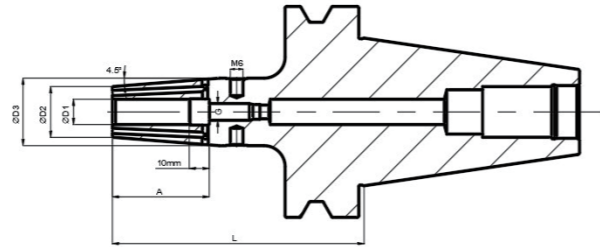
- 刀具柄部公差等级 h6
- 可按要求定制其他尺寸和特殊设计

- Tolerance class of tool shank: h6
- Additional sizes and special designs available on request

通用型端面出水/SFC

# BT50

JIS B6339



- 跳动精度 < 0.003mm
- 转速为 25,000 rpm 时，平衡质量等级达到 G2.5 或  $U_{max} < 1 \text{ g} \cdot \text{mm}$
- 带轴向长度调节

- Runout < 0.003mm
- Balancing Grade: G2.5 at 25,000 rpm or  $U_{max} < 1 \text{ g} \cdot \text{mm}$
- With adjustable axial length

技术参数 | Technical parameters

单位 | Unit: mm

接口 Coupling	订货号 Ordering code	D1	D2	D3	L	A	G	重量 m (kg)
BT50	BT50-SFC06-100-B	6	21	27	100	36	M5	3.85
BT50	BT50-SFC06-120-B	6	21	27	120	36	M5	3.96
BT50	BT50-SFC06-130-B	6	21	27	130	36	M5	4.01
BT50	BT50-SFC06-160-B	6	21	27	160	36	M5	4.25
BT50	BT50-SFC06-200-B	6	21	27	200	36	M5	4.41
BT50	BT50-SFC08-100-B	8	21	27	100	36	M6	3.84
BT50	BT50-SFC08-120-B	8	21	27	120	36	M6	3.95
BT50	BT50-SFC08-130-B	8	21	27	130	36	M6	4.00
BT50	BT50-SFC08-160-B	8	21	27	160	36	M6	4.24
BT50	BT50-SFC08-200-B	8	21	27	200	36	M6	4.40
BT50	BT50-SFC10-100-B	10	24	32	100	41	M8	3.91
BT50	BT50-SFC10-120-B	10	24	32	120	41	M8	4.06
BT50	BT50-SFC10-130-B	10	24	32	130	41	M8	4.13
BT50	BT50-SFC10-160-B	10	24	32	160	41	M8	4.38
BT50	BT50-SFC10-200-B	10	24	32	200	41	M8	4.61
BT50	BT50-SFC12-100-B	12	24	32	100	46	M8	3.89
BT50	BT50-SFC12-120-B	12	24	32	120	46	M8	4.04
BT50	BT50-SFC12-130-B	12	24	32	130	46	M8	4.11

转下页 see next page →

通用型端面出水/SFC

# BT50

JIS B6339

技术参数 | Technical parameters

单位 | Unit: mm

接口 Coupling	订货号 Ordering code	D1	D2	D3	L	A	G	重量 m (kg)
BT50	BT50-SFC12-160-B	12	24	32	160	46	M8	4.36
BT50	BT50-SFC12-200-B	12	24	32	200	46	M8	4.59
BT50	BT50-SFC14-100-B	14	27	34	100	46	M10	3.93
BT50	BT50-SFC14-120-B	14	27	34	120	46	M10	4.08
BT50	BT50-SFC14-130-B	14	27	34	130	46	M10	4.15
BT50	BT50-SFC14-160-B	14	27	34	160	46	M10	4.40
BT50	BT50-SFC14-200-B	14	27	34	200	46	M10	4.63
BT50	BT50-SFC16-100-B	16	27	34	100	49	M12	3.91
BT50	BT50-SFC16-120-B	16	27	34	120	49	M12	4.06
BT50	BT50-SFC16-130-B	16	27	34	130	49	M12	4.13
BT50	BT50-SFC16-160-B	16	27	34	160	49	M12	4.38
BT50	BT50-SFC16-200-B	16	27	34	200	49	M12	4.61
BT50	BT50-SFC18-100-B	18	33	42	100	49	M12	4.05
BT50	BT50-SFC18-120-B	18	33	42	120	49	M12	4.20
BT50	BT50-SFC18-130-B	18	33	42	130	49	M12	4.27
BT50	BT50-SFC18-160-B	18	33	42	160	49	M12	4.52
BT50	BT50-SFC18-200-B	18	33	42	200	49	M12	4.75
BT50	BT50-SFC20-100-B	20	33	42	100	51	M12	4.02
BT50	BT50-SFC20-120-B	20	33	42	120	51	M12	4.17
BT50	BT50-SFC20-130-B	20	33	42	130	51	M12	4.24
BT50	BT50-SFC20-160-B	20	33	42	160	51	M12	4.49
BT50	BT50-SFC20-200-B	20	33	42	200	51	M12	4.72
BT50	BT50-SFC25-100-B	25	45	53	100	57	M16	4.27
BT50	BT50-SFC25-120-B	25	45	53	120	57	M16	4.42
BT50	BT50-SFC25-130-B	25	44	53	130	57	M16	4.49
BT50	BT50-SFC25-160-B	25	44	53	160	57	M16	4.74
BT50	BT50-SFC25-200-B	25	44	53	200	57	M16	4.97
BT50	BT50-SFC32-100-B	32	45	53	100	61	M16	4.11
BT50	BT50-SFC32-120-B	32	45	53	120	61	M16	4.26
BT50	BT50-SFC32-130-B	32	44	53	130	61	M16	4.33
BT50	BT50-SFC32-160-B	32	44	53	160	61	M16	4.58
BT50	BT50-SFC32-200-B	32	44	53	200	61	M16	4.81

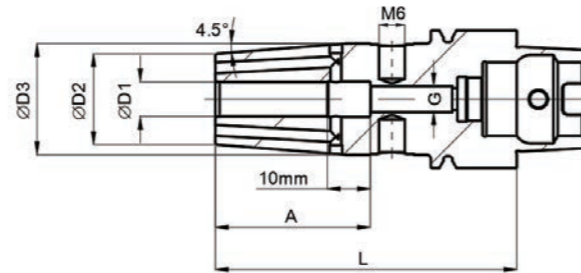
- 刀具柄部公差等级 h6
- 可按要求定制其他尺寸和特殊设计

- Tolerance class of tool shank: h6
- Additional sizes and special designs available on request

通用型端面出水/SFC

# HSK32A

DIN 69893



- 跳动精度 < 0.003mm
- 转速为 25,000 rpm 时，平衡质量等级达到 G2.5 或  $U_{max} < 1 \text{ g} \cdot \text{mm}$
- 带轴向长度调节

- Runout < 0.003mm
- Balancing Grade: G2.5 at 25,000 rpm or  $U_{max} < 1 \text{ g} \cdot \text{mm}$
- With adjustable axial length

技术参数 | Technical parameters

单位 | Unit: mm

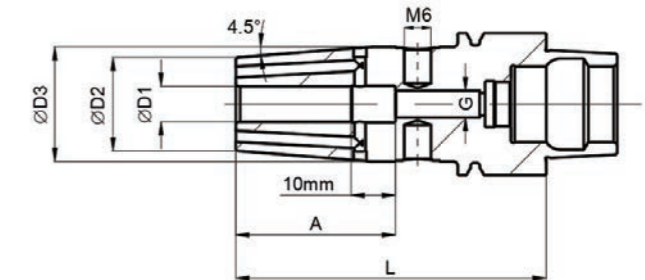
接口 Coupling	订货号 Ordering code	D1	D2	D3	L	A	G	重量 m (kg)	水嘴 Nozzle
HSK32A	HSK32A-SFC03-60-B	3	10	-	60	10	-	0.15	M10*1
HSK32A	HSK32A-SFC04-60-B	4	10	-	60	13	-	0.15	M10*1
HSK32A	HSK32A-SFC06-70-B	6	21	27	70	36	M5	0.29	M10*1
HSK32A	HSK32A-SFC08-70-B	8	21	27	70	36	M6	0.28	M10*1
HSK32A	HSK32A-SFC10-80-B	10	24	32	80	41	M8	0.29	M10*1

- 刀具柄部公差等级 h6
- 可按要求定制其他尺寸和特殊设计
- 如需单独订购水嘴，请参照 113 页
- Tolerance class of tool shank: h6
- Additional sizes and special designs available on request
- Nozzle need to be ordered separately. Please refer to P113

通用型端面出水/SFC

# HSK32E

DIN 69893



- 跳动精度 < 0.003mm
- 转速为 25,000 rpm 时，平衡质量等级达到 G2.5 或  $U_{max} < 1 \text{ g} \cdot \text{mm}$
- 带轴向长度调节

- Runout < 0.003mm
- Balancing Grade: G2.5 at 25,000 rpm or  $U_{max} < 1 \text{ g} \cdot \text{mm}$
- With adjustable axial length

技术参数 | Technical parameters

单位 | Unit: mm

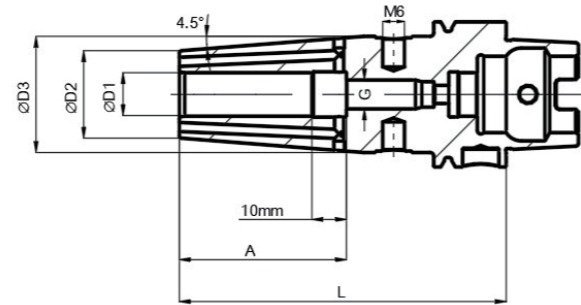
接口 Coupling	订货号 Ordering code	D1	D2	D3	L	A	G	重量 m (kg)	水嘴 Nozzle
HSK32E	HSK32E-SFC03-60-B	3	10	-	60	10	-	0.15	M10*1
HSK32E	HSK32E-SFC04-60-B	4	10	-	60	13	-	0.15	M10*1
HSK32E	HSK32E-SFC06-70-B	6	21	27	70	36	M5	0.29	M10*1
HSK32E	HSK32E-SFC08-70-B	8	21	27	70	36	M6	0.29	M10*1
HSK32E	HSK32E-SFC10-80-B	10	24	32	80	41	M8	0.35	M10*1

- 刀具柄部公差等级 h6
- 可按要求定制其他尺寸和特殊设计
- 如需单独订购水嘴，请参照 113 页
- Tolerance class of tool shank: h6
- Additional sizes and special designs available on request
- Nozzle need to be ordered separately. Please refer to P113

通用型端面出水/SFC

# HSK40A

DIN 69893



- 跳动精度 < 0.003mm
- 转速为25,000 rpm时, 平衡质量等级达到G2.5或U<sub>max</sub> < 1 g·mm
- 带轴向长度调节

- Runout < 0.003mm
- Balancing Grade: G2.5 at 25,000 rpm or U<sub>max</sub> < 1 g·mm
- With adjustable axial length

技术参数 | Technical parameters

单位 | Unit: mm

接口 Coupling	订货号 Ordering code	D1	D2	D3	L	A	G	重量 m (kg)	水嘴 Nozzle
HSK40A	HSK40A-SFC03-60-B	3	10	-	60	10	-	0.26	M12*1
HSK40A	HSK40A-SFC04-60-B	4	10	-	60	13	-	0.26	M12*1
HSK40A	HSK40A-SFC06-80-B	6	21	27	80	36	M5	0.40	M12*1
HSK40A	HSK40A-SFC06-120-B	6	21	27	120	36	M5	0.57	M12*1
HSK40A	HSK40A-SFC06-130-B	6	21	27	130	36	M5	0.62	M12*1
HSK40A	HSK40A-SFC08-80-B	8	21	27	80	36	M6	0.39	M12*1
HSK40A	HSK40A-SFC08-120-B	8	21	27	120	36	M6	0.56	M12*1
HSK40A	HSK40A-SFC08-130-B	8	21	27	130	36	M6	0.61	M12*1
HSK40A	HSK40A-SFC10-80-B	10	24	32	80	41	M8	0.45	M12*1
HSK40A	HSK40A-SFC10-120-B	10	24	32	120	41	M8	0.69	M12*1
HSK40A	HSK40A-SFC10-130-B	10	24	32	130	41	M8	0.76	M12*1
HSK40A	HSK40A-SFC12-90-B	12	24	32	90	46	M8	0.43	M12*1
HSK40A	HSK40A-SFC12-120-B	12	24	32	120	46	M8	0.67	M12*1
HSK40A	HSK40A-SFC12-130-B	12	24	32	130	46	M8	0.74	M12*1
HSK40A	HSK40A-SFC14-90-B	14	27	34	90	46	M10	0.54	M12*1
HSK40A	HSK40A-SFC16-90-B	16	27	34	90	49	M12	0.52	M12*1

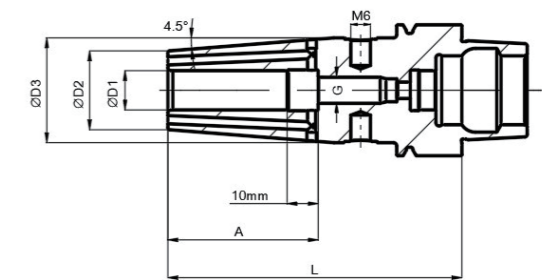
- 刀具柄部公差等级h6
- 可按要求定制其他尺寸和特殊设计
- 如需单独订购水嘴, 请参照113页

- Tolerance class of tool shank: h6
- Additional sizes and special designs available on request
- Nozzle need to be ordered seperately. Please refer to P113

通用型端面出水/SFC

# HSK40E

DIN 69893



- 跳动精度 < 0.003mm
- 转速为25,000 rpm时, 平衡质量等级达到G2.5或U<sub>max</sub> < 1 g·mm
- 带轴向长度调节

- Runout < 0.003mm
- Balancing Grade: G2.5 at 25,000 rpm or U<sub>max</sub> < 1 g·mm
- With adjustable axial length

技术参数 | Technical parameters

单位 | Unit: mm

接口 Coupling	订货号 Ordering code	D1	D2	D3	L	A	G	重量 m (kg)	水嘴 Nozzle
HSK40E	HSK40E-SFC03-60-B	3	10	-	60	10	-	0.22	M12*1
HSK40E	HSK40E-SFC04-60-B	4	10	-	60	13	-	0.22	M12*1
HSK40E	HSK40E-SFC06-60-B	6	22.5	21	60	36	M5	0.32	M12*1
HSK40E	HSK40E-SFC06-80-B	6	21	27	80	36	M5	0.41	M12*1
HSK40E	HSK40E-SFC08-60-B	8	22.5	21	60	36	M6	0.32	M12*1
HSK40E	HSK40E-SFC08-80-B	8	21	27	80	36	M6	0.41	M12*1
HSK40E	HSK40E-SFC10-60-B	10	26.5	24	60	41	M8	0.34	M12*1
HSK40E	HSK40E-SFC10-80-B	10	32	32	80	41	M8	0.45	M12*1
HSK40E	HSK40E-SFC12-60-B	12	26.5	24	60	46	M8	0.33	M12*1
HSK40E	HSK40E-SFC12-80-B	12	32	32	80	46	M8	0.44	M12*1
HSK40E	HSK40E-SFC14-60-B	14	30	27	60	46	M10	0.36	M12*1
HSK40E	HSK40E-SFC14-80-B	14	33	34	80	46	M10	0.47	M12*1
HSK40E	HSK40E-SFC16-60-B	16	30	27	60	49	M12	0.34	M12*1
HSK40E	HSK40E-SFC16-80-B	16	33	34	80	49	M12	0.45	M12*1

- 刀具柄部公差等级h6
- 可按要求定制其他尺寸和特殊设计
- 如需单独订购水嘴, 请参照113页

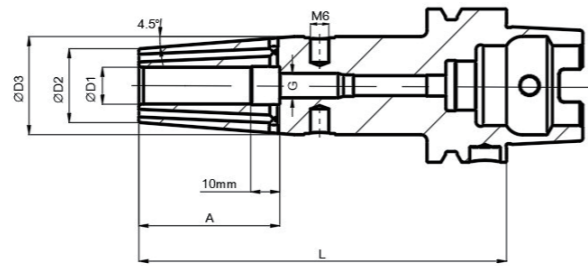
- Tolerance class of tool shank: h6
- Additional sizes and special designs available on request
- Nozzle need to be ordered seperately. Please refer to P113



通用型端面出水/SFC

# HSK50A

DIN 69893



- 跳动精度 < 0.003mm
- 转速为 25,000 rpm 时，平衡质量等级达到 G2.5 或  $U_{max} < 1 \text{ g} \cdot \text{mm}$
- 带轴向长度调节

- Runout < 0.003mm
- Balancing Grade: G2.5 at 25,000 rpm or  $U_{max} < 1 \text{ g} \cdot \text{mm}$
- With adjustable axial length

技术参数 | Technical parameters

单位 | Unit: mm

接口 Coupling	订货号 Ordering code	D1	D2	D3	L	A	G	重量 m (kg)	水嘴 Nozzle
HSK50A	HSK50A-SFC03-60-B	3	10	-	60	10	-	0.41	M16*1
HSK50A	HSK50A-SFC04-60-B	4	10	-	60	13	-	0.41	M16*1
HSK50A	HSK50A-SFC06-80-B	6	21	27	80	36	M5	0.57	M16*1
HSK50A	HSK50A-SFC06-120-B	6	21	27	120	36	M5	0.74	M16*1
HSK50A	HSK50A-SFC06-130-B	6	21	27	130	36	M5	0.78	M16*1
HSK50A	HSK50A-SFC08-80-B	8	21	27	80	36	M6	0.56	M16*1
HSK50A	HSK50A-SFC08-120-B	8	21	27	120	36	M6	0.73	M16*1
HSK50A	HSK50A-SFC08-130-B	8	21	27	130	36	M6	0.77	M16*1
HSK50A	HSK50A-SFC10-85-B	10	24	32	85	41	M8	0.64	M16*1
HSK50A	HSK50A-SFC10-120-B	10	24	32	120	41	M8	0.85	M16*1
HSK50A	HSK50A-SFC10-130-B	10	24	32	130	41	M8	0.91	M16*1
HSK50A	HSK50A-SFC12-90-B	12	24	32	90	46	M8	0.65	M16*1
HSK50A	HSK50A-SFC12-120-B	12	24	32	120	46	M8	0.83	M16*1

转下页 see next page →

通用型端面出水/SFC

# HSK50A

DIN 69893

技术参数 | Technical parameters

单位 | Unit: mm

接口 Coupling	订货号 Ordering code	D1	D2	D3	L	A	G	重量 m (kg)	水嘴 Nozzle
HSK50A	HSK50A-SFC12-130-B	12	24	32	130	46	M8	0.89	M16*1
HSK50A	HSK50A-SFC14-90-B	14	27	34	90	49	M12	0.70	M16*1
HSK50A	HSK50A-SFC16-95-B	16	27	34	95	49	M12	0.67	M16*1
HSK50A	HSK50A-SFC16-120-B	16	27	34	120	49	M12	0.87	M16*1
HSK50A	HSK50A-SFC16-130-B	16	27	34	130	49	M12	0.94	M16*1

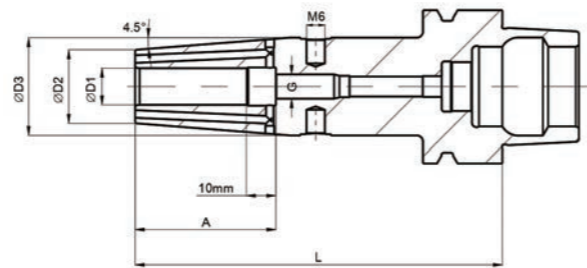
- 刀具柄部公差等级 h6
- 可按要求定制其他尺寸和特殊设计
- 如需单独订购水嘴，请参照 113 页

- Tolerance class of tool shank: h6
- Additional sizes and special designs available on request
- Nozzle need to be ordered separately. Please refer to P113

通用型端面出水/SFC

# HSK50E

DIN 69893



- 跳动精度 < 0.003mm
- 转速为 25,000 rpm 时，平衡质量等级达到 G2.5 或  $U_{max} < 1 \text{ g} \cdot \text{mm}$
- 带轴向长度调节

- Runout < 0.003mm
- Balancing Grade: G2.5 at 25,000 rpm or  $U_{max} < 1 \text{ g} \cdot \text{mm}$
- With adjustable axial length

技术参数 | Technical parameters

单位 | Unit: mm

接口 Coupling	订货号 Ordering code	D1	D2	D3	L	A	G	重量 m (kg)	水嘴 Nozzle
HSK50E	HSK50E-SFC03-60-B	3	10	-	60	10	-	0.43	M16*1
HSK50E	HSK50E-SFC04-60-B	4	10	-	60	13	-	0.43	M16*1
HSK50E	HSK50E-SFC06-80-B	6	21	27	80	36	M5	0.60	M16*1
HSK50E	HSK50E-SFC06-130-B	6	22.5	28.7	130	36	M5	0.82	M16*1
HSK50E	HSK50E-SFC08-80-B	8	21	27	80	36	M6	0.58	M16*1
HSK50E	HSK50E-SFC08-130-B	8	22.5	28.7	130	36	M6	0.80	M16*1
HSK50E	HSK50E-SFC10-85-B	10	24	32	85	41	M8	0.67	M16*1
HSK50E	HSK50E-SFC10-130-B	10	26.5	32	130	41	M8	0.94	M16*1
HSK50E	HSK50E-SFC12-90-B	12	24	32	90	46	M8	0.68	M16*1
HSK50E	HSK50E-SFC12-130-B	12	26.5	32	130	46	M8	0.92	M16*1
HSK50E	HSK50E-SFC14-90-B	14	27	34	90	46	M10	0.76	M16*1
HSK50E	HSK50E-SFC14-130-B	14	30	33	130	46	M10	1.00	M16*1
HSK50E	HSK50E-SFC16-95-B	16	27	34	95	49	M12	0.73	M16*1
HSK50E	HSK50E-SFC16-130-B	16	30	33	130	49	M12	0.97	M16*1

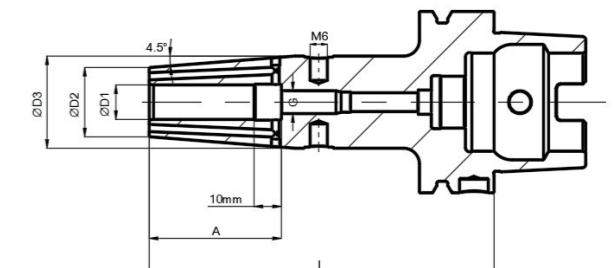
- 刀具柄部公差等级 h6
- 可按要求定制其他尺寸和特殊设计
- 如需单独订购水嘴，请参照 113

- Tolerance class of tool shank: h6
- Additional sizes and special designs available on request
- Nozzle need to be ordered separately. Please refer to P113

通用型端面出水/SFC

# HSK63A

DIN 69893



- 跳动精度 < 0.003mm
- 转速为 25,000 rpm 时，平衡质量等级达到 G2.5 或  $U_{max} < 1 \text{ g} \cdot \text{mm}$
- 带轴向长度调节

- Runout < 0.003mm
- Balancing Grade: G2.5 at 25,000 rpm or  $U_{max} < 1 \text{ g} \cdot \text{mm}$
- With adjustable axial length

技术参数 | Technical parameters

单位 | Unit: mm

接口 Coupling	订货号 Ordering code	D1	D2	D3	L	A	G	重量 m (kg)	水嘴 Nozzle
HSK63A	HSK63A-SFC03-80-B	3	10	-	80	10	-	0.69	M18*1
HSK63A	HSK63A-SFC04-80-B	4	10	-	80	13	-	0.68	M18*1
HSK63A	HSK63A-SFC06-80-B	6	21	27	80	36	M5	0.82	M18*1
HSK63A	HSK63A-SFC06-120-B	6	21	27	120	36	M5	0.99	M18*1
HSK63A	HSK63A-SFC06-130-B	6	21	27	130	36	M5	1.03	M18*1
HSK63A	HSK63A-SFC06-160-B	6	21	27	160	36	M5	1.26	M18*1
HSK63A	HSK63A-SFC06-200-B	6	21	27	200	36	M5	1.43	M18*1
HSK63A	HSK63A-SFC08-80-B	8	21	27	80	36	M6	0.81	M18*1
HSK63A	HSK63A-SFC08-120-B	8	21	27	120	36	M6	0.98	M18*1
HSK63A	HSK63A-SFC08-130-B	8	21	27	130	36	M6	1.02	M18*1
HSK63A	HSK63A-SFC08-160-B	8	21	27	160	36	M6	1.25	M18*1
HSK63A	HSK63A-SFC08-200-B	8	21	27	200	36	M6	1.42	M18*1
HSK63A	HSK63A-SFC10-85-B	10	24	32	85	41	M8	0.89	M18*1
HSK63A	HSK63A-SFC10-120-B	10	24	32	120	41	M8	1.12	M18*1
HSK63A	HSK63A-SFC10-130-B	10	24	32	130	41	M8	1.18	M18*1
HSK63A	HSK63A-SFC10-160-B	10	24	32	160	41	M8	1.41	M18*1
HSK63A	HSK63A-SFC10-200-B	10	24	32	200	41	M8	1.65	M18*1
HSK63A	HSK63A-SFC12-90-B	12	24	32	90	46	M8	0.91	M18*1

转下页 see next page →

通用型端面出水/SFC

# HSK63A

DIN 69893

通用型端面出水/SFC

# HSK80A

DIN 69893

技术参数 | Technical parameters

单位 | Unit: mm

接口 Coupling	订货号 Ordering code	D1	D2	D3	L	A	G	重量 m (kg)	水嘴 Nozzle
HSK63A	HSK63A-SFC12-120-B	12	24	32	120	46	M8	1.11	M18*1
HSK63A	HSK63A-SFC12-130-B	12	24	32	130	46	M8	1.17	M18*1
HSK63A	HSK63A-SFC12-160-B	12	24	32	160	46	M8	1.40	M18*1
HSK63A	HSK63A-SFC12-200-B	12	24	32	200	46	M8	1.64	M18*1
HSK63A	HSK63A-SFC14-90-B	14	27	34	90	46	M10	0.95	M18*1
HSK63A	HSK63A-SFC14-120-B	14	27	34	120	46	M10	1.17	M18*1
HSK63A	HSK63A-SFC14-130-B	14	27	34	130	46	M10	1.24	M18*1
HSK63A	HSK63A-SFC14-160-B	14	27	34	160	46	M10	1.50	M18*1
HSK63A	HSK63A-SFC14-200-B	14	27	34	200	46	M10	1.77	M18*1
HSK63A	HSK63A-SFC16-95-B	16	27	34	95	49	M12	0.96	M18*1
HSK63A	HSK63A-SFC16-120-B	16	27	34	120	49	M12	1.14	M18*1
HSK63A	HSK63A-SFC16-130-B	16	27	34	130	49	M12	1.21	M18*1
HSK63A	HSK63A-SFC16-160-B	16	27	34	160	49	M12	1.47	M18*1
HSK63A	HSK63A-SFC16-200-B	16	27	34	200	49	M12	1.74	M18*1
HSK63A	HSK63A-SFC18-95-B	18	33	42	95	49	M12	1.13	M18*1
HSK63A	HSK63A-SFC18-120-B	18	33	42	120	49	M12	1.40	M18*1
HSK63A	HSK63A-SFC18-130-B	18	33	42	130	49	M12	1.50	M18*1
HSK63A	HSK63A-SFC18-160-B	18	33	42	160	49	M12	1.82	M18*1
HSK63A	HSK63A-SFC18-200-B	18	33	42	200	49	M12	2.25	M18*1
HSK63A	HSK63A-SFC20-100-B	20	33	42	100	51	M12	1.10	M18*1
HSK63A	HSK63A-SFC20-120-B	20	33	42	120	51	M12	1.37	M18*1
HSK63A	HSK63A-SFC20-130-B	20	33	42	130	51	M12	1.47	M18*1
HSK63A	HSK63A-SFC20-160-B	20	33	42	160	51	M12	1.79	M18*1
HSK63A	HSK63A-SFC20-200-B	20	33	42	200	51	M12	2.22	M18*1
HSK63A	HSK63A-SFC25-115-B	25	44	53	115	57	M16	1.73	M18*1
HSK63A	HSK63A-SFC25-130-B	25	44	53	130	57	M16	1.98	M18*1
HSK63A	HSK63A-SFC25-160-B	25	44	53	160	57	M16	2.49	M18*1
HSK63A	HSK63A-SFC25-200-B	25	44	53	200	57	M16	3.16	M18*1
HSK63A	HSK63A-SFC32-120-B	32	44	53	120	61	M16	1.65	M18*1
HSK63A	HSK63A-SFC32-160-B	32	44	53	160	61	M16	2.33	M18*1
HSK63A	HSK63A-SFC32-200-B	32	44	53	200	61	M16	3.00	M18*1

● 刀具柄部公差等级h6

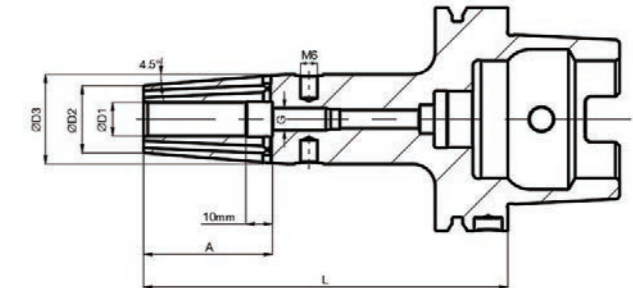

● 可按要求定制其他尺寸和特殊设计

● 如需单独订购水嘴，请参照113页

● Tolerance class of tool shank: h6

● Additional sizes and special designs available on request

● Nozzle need to be ordered seperately. Please refer to P113



● 跳动精度<0.003mm

● 转速为25,000 rpm时，平衡质量等级达到G2.5或Umax < 1 g·mm

● 带轴向长度调节

● Runout < 0.003mm

● Balancing Grade: G2.5 at 25,000 rpm or Umax < 1 g·mm

● With adjustable axial length

技术参数 | Technical parameters

单位 | Unit: mm

接口 Coupling	订货号 Ordering code	D1	D2	D3	L	A	G	重量 m (kg)	水嘴 Nozzle
HSK80A	HSK80A-SFC06-85-B	6	21	27	85	36	M5	1.24	M20*1.5
HSK80A	HSK80A-SFC06-120-B	6	21	27	120	36	M5	1.46	M20*1.5
HSK80A	HSK80A-SFC06-130-B	6	21	27	130	36	M5	1.51	M20*1.5
HSK80A	HSK80A-SFC06-160-B	6	21	27	160	36	M5	1.73	M20*1.5
HSK80A	HSK80A-SFC06-200-B	6	21	27	200	36	M5	1.90	M20*1.5
HSK80A	HSK80A-SFC08-85-B	8	21	27	85	36	M6	1.23	M20*1.5
HSK80A	HSK80A-SFC08-120-B	8	21	27	120	36	M6	1.45	M20*1.5
HSK80A	HSK80A-SFC08-130-B	8	21	27	130	36	M6	1.50	M20*1.5
HSK80A	HSK80A-SFC08-160-B	8	21	27	160	36	M6	1.72	M20*1.5
HSK80A	HSK80A-SFC08-200-B	8	21	27	200	36	M6	1.89	M20*1.5
HSK80A	HSK80A-SFC10-90-B	10	24	32	90	41	M8	1.31	M20*1.5
HSK80A	HSK80A-SFC10-120-B	10	24	32	120	41	M8	1.58	M20*1.5
HSK80A	HSK80A-SFC10-130-B	10	24	32	130	41	M8	1.64	M20*1.5
HSK80A	HSK80A-SFC10-160-B	10	24	32	160	41	M8	1.89	M20*1.5
HSK80A	HSK80A-SFC10-200-B	10	24	32	200	41	M8	2.17	M20*1.5
HSK80A	HSK80A-SFC12-95-B	12	24	32	95	46	M8	1.33	M20*1.5
HSK80A	HSK80A-SFC12-120-B	12	24	32	120	46	M8	1.57	M20*1.5
HSK80A	HSK80A-SFC12-130-B	12	24	32	130	46	M8	1.63	M20*1.5

转下页 see next page →

通用型端面出水/SFC

# HSK80A

DIN 69893

通用型端面出水/SFC

# HSK100A

DIN 69893

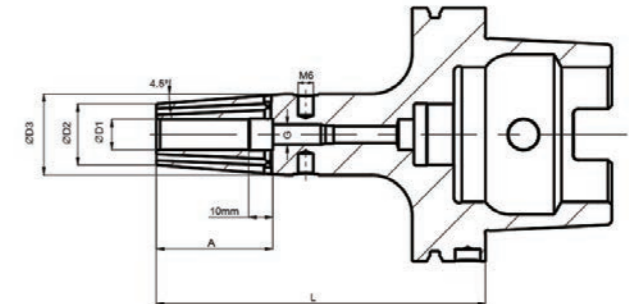
技术参数 | Technical parameters

单位 | Unit: mm

接口 Coupling	订货号 Ordering code	D1	D2	D3	L	A	G	重量 m (kg)	水嘴 Nozzle
HSK80A	HSK80A-SFC12-160-B	12	24	32	160	46	M8	1.88	M20*1.5
HSK80A	HSK80A-SFC12-200-B	12	24	32	200	46	M8	2.16	M20*1.5
HSK80A	HSK80A-SFC14-95-B	14	27	34	95	46	M10	1.38	M20*1.5
HSK80A	HSK80A-SFC14-120-B	14	27	34	120	46	M10	1.64	M20*1.5
HSK80A	HSK80A-SFC14-130-B	14	27	34	130	46	M10	1.70	M20*1.5
HSK80A	HSK80A-SFC14-160-B	14	27	34	160	46	M10	1.96	M20*1.5
HSK80A	HSK80A-SFC14-200-B	14	27	34	200	46	M10	2.30	M20*1.5
HSK80A	HSK80A-SFC16-100-B	16	27	34	100	49	M12	1.38	M20*1.5
HSK80A	HSK80A-SFC16-120-B	16	27	34	120	49	M12	1.61	M20*1.5
HSK80A	HSK80A-SFC16-130-B	16	27	34	130	49	M12	1.67	M20*1.5
HSK80A	HSK80A-SFC16-160-B	16	27	34	160	49	M12	1.93	M20*1.5
HSK80A	HSK80A-SFC16-200-B	16	27	34	200	49	M12	2.27	M20*1.5
HSK80A	HSK80A-SFC18-100-B	18	33	42	100	49	M12	1.56	M20*1.5
HSK80A	HSK80A-SFC18-120-B	18	33	42	120	49	M12	1.88	M20*1.5
HSK80A	HSK80A-SFC18-130-B	18	33	42	130	49	M12	1.99	M20*1.5
HSK80A	HSK80A-SFC18-160-B	18	33	42	160	49	M12	2.29	M20*1.5
HSK80A	HSK80A-SFC18-200-B	18	33	42	200	49	M12	2.71	M20*1.5
HSK80A	HSK80A-SFC20-105-B	20	33	42	105	51	M12	1.59	M20*1.5
HSK80A	HSK80A-SFC20-120-B	20	33	42	120	51	M12	1.86	M20*1.5
HSK80A	HSK80A-SFC20-130-B	20	33	42	130	51	M12	1.97	M20*1.5
HSK80A	HSK80A-SFC20-160-B	20	33	42	160	51	M12	2.27	M20*1.5
HSK80A	HSK80A-SFC20-200-B	20	33	42	200	51	M12	2.69	M20*1.5
HSK80A	HSK80A-SFC25-115-B	25	44	53	115	57	M16	1.93	M20*1.5
HSK80A	HSK80A-SFC25-120-B	25	44	53	120	57	M16	2.21	M20*1.5
HSK80A	HSK80A-SFC25-130-B	25	44	53	130	57	M16	2.42	M20*1.5
HSK80A	HSK80A-SFC25-160-B	25	44	53	160	57	M16	2.93	M20*1.5
HSK80A	HSK80A-SFC25-200-B	25	44	53	200	57	M16	3.61	M20*1.5
HSK80A	HSK80A-SFC32-120-B	32	44	53	120	61	M16	2.05	M20*1.5
HSK80A	HSK80A-SFC32-130-B	32	44	53	130	61	M16	2.25	M20*1.5
HSK80A	HSK80A-SFC32-160-B	32	44	53	160	61	M16	2.77	M20*1.5
HSK80A	HSK80A-SFC32-200-B	32	44	53	200	61	M16	3.45	M20*1.5

- 刀具柄部公差等级h6
- 可按要求定制其他尺寸和特殊设计
- 如需单独订购水嘴，请参照113页

- Tolerance class of tool shank: h6
- Additional sizes and special designs available on request
- Nozzle need to be ordered seperately. Please refer to P113



- 跳动精度 < 0.003mm
- 转速为25,000 rpm时，平衡质量等级达到G2.5或Umax < 1 g·mm
- 带轴向长度调节

- Runout < 0.003mm
- Balancing Grade: G2.5 at 25,000 rpm or Umax < 1 g·mm
- With adjustable axial length

技术参数 | Technical parameters

单位 | Unit: mm

接口 Coupling	订货号 Ordering code	D1	D2	D3	L	A	G	重量 m (kg)	水嘴 Nozzle
HSK100A	HSK100A-SFC06-85-B	6	21	27	85	40	M5	2.17	M24*1.5
HSK100A	HSK100A-SFC06-120-B	6	21	27	120	40	M5	2.39	M24*1.5
HSK100A	HSK100A-SFC06-130-B	6	21	27	130	40	M5	2.44	M24*1.5
HSK100A	HSK100A-SFC06-160-B	6	21	27	160	40	M5	2.66	M24*1.5
HSK100A	HSK100A-SFC06-200-B	6	21	27	200	40	M5	2.83	M24*1.5
HSK100A	HSK100A-SFC08-85-B	8	21	27	85	40	M6	2.16	M24*1.5
HSK100A	HSK100A-SFC08-120-B	8	21	27	120	40	M6	2.38	M24*1.5
HSK100A	HSK100A-SFC08-130-B	8	21	27	130	40	M6	2.43	M24*1.5
HSK100A	HSK100A-SFC08-160-B	8	21	27	160	40	M6	2.65	M24*1.5
HSK100A	HSK100A-SFC08-200-B	8	21	27	200	40	M6	2.82	M24*1.5
HSK100A	HSK100A-SFC10-90-B	10	24	32	90	45	M8	2.24	M24*1.5
HSK100A	HSK100A-SFC10-120-B	10	24	32	120	45	M8	2.51	M24*1.5
HSK100A	HSK100A-SFC10-130-B	10	24	32	130	45	M8	2.57	M24*1.5
HSK100A	HSK100A-SFC10-160-B	10	24	32	160	45	M8	2.82	M24*1.5
HSK100A	HSK100A-SFC10-200-B	10	24	32	200	45	M8	3.10	M24*1.5
HSK100A	HSK100A-SFC12-95-B	12	24	32	95	44	M8	2.26	M24*1.5
HSK100A	HSK100A-SFC12-120-B	12	24	32	120	44	M8	2.50	M24*1.5
HSK100A	HSK100A-SFC12-130-B	12	24	32	130	44	M8	2.56	M24*1.5

转下页 see next page →

通用型端面出水/SFC

# HSK100A

DIN 69893

通用型端面出水/SFC

# SK30

DIN 69871

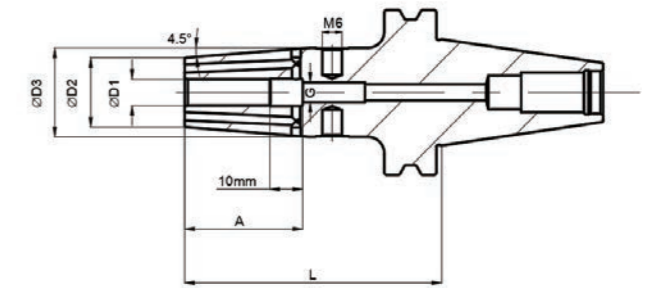
技术参数 | Technical parameters

单位 | Unit: mm

接口 Coupling	订货号 Ordering code	D1	D2	D3	L	A	G	重量 m (kg)	水嘴 Nozzle
HSK100A	HSK100A-SFC12-160-B	12	24	32	160	44	M8	2.81	M24*1.5
HSK100A	HSK100A-SFC12-200-B	12	24	32	200	44	M8	3.09	M24*1.5
HSK100A	HSK100A-SFC14-95-B	14	27	34	95	44	M10	2.31	M24*1.5
HSK100A	HSK100A-SFC14-120-B	14	27	34	120	44	M10	2.57	M24*1.5
HSK100A	HSK100A-SFC14-130-B	14	27	34	130	44	M10	2.63	M24*1.5
HSK100A	HSK100A-SFC14-160-B	14	27	34	160	44	M10	2.89	M24*1.5
HSK100A	HSK100A-SFC14-200-B	14	27	34	200	44	M10	3.23	M24*1.5
HSK100A	HSK100A-SFC16-100-B	16	27	34	100	46	M12	2.31	M24*1.5
HSK100A	HSK100A-SFC16-120-B	16	27	34	120	46	M12	2.54	M24*1.5
HSK100A	HSK100A-SFC16-130-B	16	27	34	130	46	M12	2.60	M24*1.5
HSK100A	HSK100A-SFC16-160-B	16	27	34	160	46	M12	2.86	M24*1.5
HSK100A	HSK100A-SFC16-200-B	16	27	34	200	46	M12	3.20	M24*1.5
HSK100A	HSK100A-SFC18-100-B	18	33	42	100	48	M12	2.49	M24*1.5
HSK100A	HSK100A-SFC18-120-B	18	33	42	120	48	M12	2.81	M24*1.5
HSK100A	HSK100A-SFC18-130-B	18	33	42	130	48	M12	2.92	M24*1.5
HSK100A	HSK100A-SFC18-160-B	18	33	42	160	48	M12	3.22	M24*1.5
HSK100A	HSK100A-SFC18-200-B	18	33	42	200	48	M12	3.64	M24*1.5
HSK100A	HSK100A-SFC20-105-B	20	33	42	105	48	M12	2.52	M24*1.5
HSK100A	HSK100A-SFC20-120-B	20	33	42	120	48	M12	2.79	M24*1.5
HSK100A	HSK100A-SFC20-130-B	20	33	42	130	48	M12	2.90	M24*1.5
HSK100A	HSK100A-SFC20-160-B	20	33	42	160	48	M12	3.20	M24*1.5
HSK100A	HSK100A-SFC20-200-B	20	33	42	200	48	M12	3.62	M24*1.5
HSK100A	HSK100A-SFC25-115-B	25	44	53	115	56	M16	2.86	M24*1.5
HSK100A	HSK100A-SFC25-120-B	25	44	53	120	56	M16	3.14	M24*1.5
HSK100A	HSK100A-SFC25-130-B	25	44	53	130	56	M16	3.35	M24*1.5
HSK100A	HSK100A-SFC25-160-B	25	44	53	160	56	M16	3.86	M24*1.5
HSK100A	HSK100A-SFC25-200-B	25	44	53	200	56	M16	4.54	M24*1.5
HSK100A	HSK100A-SFC32-120-B	32	44	53	120	58	M16	2.98	M24*1.5
HSK100A	HSK100A-SFC32-130-B	32	44	53	130	58	M16	3.19	M24*1.5
HSK100A	HSK100A-SFC32-160-B	32	44	53	160	58	M16	3.70	M24*1.5
HSK100A	HSK100A-SFC32-200-B	32	44	53	200	58	M16	4.37	M24*1.5

- 刀具柄部公差等级h6
- 可按要求定制其他尺寸和特殊设计
- 如需单独订购水嘴，请参照113页

- Tolerance class of tool shank: h6
- Additional sizes and special designs available on request
- Nozzle need to be ordered seperately. Please refer to P113



- 跳动精度<0.003mm
- 转速为25,000 rpm时，平衡质量等级达到G2.5或Umax < 1 g·mm
- 带轴向长度调节

- Runout < 0.003mm
- Balancing Grade: G2.5 at 25,000 rpm or Umax < 1 g·mm
- With adjustable axial length

技术参数 | Technical parameters

单位 | Unit: mm

接口 Coupling	订货号 Ordering code	D1	D2	D3	L	A	G	重量 m (kg)
SK30	SK30-SFC03-60-B	3	10	-	60	10	-	0.39
SK30	SK30-SFC04-60-B	4	10	-	60	13	-	0.39
SK30	SK30-SFC06-80-B	6	21	27	80	36	M5	0.57
SK30	SK30-SFC08-80-B	8	21	27	80	36	M6	0.56
SK30	SK30-SFC10-80-B	10	24	32	80	41	M8	0.62
SK30	SK30-SFC12-80-B	12	24	32	80	46	M8	0.6
SK30	SK30-SFC16-80-B	16	27	34	80	49	M12	0.61

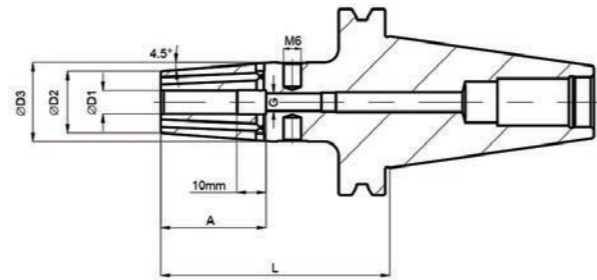
- 刀具柄部公差等级h6
- 可按要求定制其他尺寸和特殊设计

- Tolerance class of tool shank: h6
- Additional sizes and special designs available on request

通用型端面出水/SFC

# SK40

DIN 69871



- 跳动精度 < 0.003mm
- 转速为 25,000 rpm 时，平衡质量等级达到 G2.5 或  $U_{max} < 1 \text{ g} \cdot \text{mm}$
- 带轴向长度调节

- Runout < 0.003mm
- Balancing Grade: G2.5 at 25,000 rpm or  $U_{max} < 1 \text{ g} \cdot \text{mm}$
- With adjustable axial length

技术参数 | Technical parameters

单位 | Unit: mm

接口 Coupling	订货号 Ordering code	D1	D2	D3	L	A	G	重量 m (kg)
SK40	SK40-SFC03-80-B	3	10	-	80	10	-	0.87
SK40	SK40-SFC04-80-B	4	10	-	80	13	-	0.87
SK40	SK40-SFC06-80-B	6	21	27	80	36	M5	1.01
SK40	SK40-SFC06-120-B	6	21	27	120	36	M5	1.19
SK40	SK40-SFC06-130-B	6	21	27	130	36	M5	1.23
SK40	SK40-SFC06-160-B	6	21	27	160	36	M5	1.45
SK40	SK40-SFC06-200-B	6	21	27	200	36	M5	1.62
SK40	SK40-SFC08-80-B	8	21	27	80	36	M6	1.01
SK40	SK40-SFC08-120-B	8	21	27	120	36	M6	1.19
SK40	SK40-SFC08-130-B	8	21	27	130	36	M6	1.23
SK40	SK40-SFC08-160-B	8	21	27	160	36	M6	1.45
SK40	SK40-SFC08-200-B	8	21	27	200	36	M6	1.62
SK40	SK40-SFC10-80-B	10	24	32	80	41	M8	1.06
SK40	SK40-SFC10-120-B	10	24	32	120	41	M8	1.31
SK40	SK40-SFC10-130-B	10	24	32	130	41	M8	1.37
SK40	SK40-SFC10-160-B	10	24	32	160	41	M8	1.61
SK40	SK40-SFC10-200-B	10	24	32	200	41	M8	1.85
SK40	SK40-SFC12-80-B	12	24	32	80	46	M8	1.05

转下页 see next page →

通用型端面出水/SFC

# SK40

DIN 69871

技术参数 | Technical parameters

单位 | Unit: mm

接口 Coupling	订货号 Ordering code	D1	D2	D3	L	A	G	重量 m (kg)
SK40	SK40-SFC12-120-B	12	24	32	120	46	M8	1.31
SK40	SK40-SFC12-130-B	12	24	32	130	46	M8	1.36
SK40	SK40-SFC12-160-B	12	24	32	160	46	M8	1.60
SK40	SK40-SFC12-200-B	12	24	32	200	46	M8	1.84
SK40	SK40-SFC14-80-B	14	27	34	80	46	M10	1.09
SK40	SK40-SFC14-120-B	14	27	34	120	46	M10	1.36
SK40	SK40-SFC14-130-B	14	27	34	130	46	M10	1.43
SK40	SK40-SFC14-160-B	14	27	34	160	46	M10	1.70
SK40	SK40-SFC14-200-B	14	27	34	200	46	M10	1.98
SK40	SK40-SFC16-80-B	16	27	34	80	49	M12	1.06
SK40	SK40-SFC16-120-B	16	27	34	120	49	M12	1.33
SK40	SK40-SFC16-130-B	16	27	34	130	49	M12	1.40
SK40	SK40-SFC16-160-B	16	27	34	160	49	M12	1.67
SK40	SK40-SFC16-200-B	16	27	34	200	49	M12	1.97
SK40	SK40-SFC18-80-B	18	33	42	80	49	M12	1.20
SK40	SK40-SFC18-120-B	18	33	42	120	49	M12	1.62
SK40	SK40-SFC18-130-B	18	33	42	130	49	M12	1.73
SK40	SK40-SFC18-160-B	18	33	42	160	49	M12	2.04
SK40	SK40-SFC18-200-B	18	33	42	200	49	M12	2.47
SK40	SK40-SFC20-80-B	20	33	42	80	51	M12	1.17
SK40	SK40-SFC20-120-B	20	33	42	120	51	M12	1.59
SK40	SK40-SFC20-130-B	20	33	42	130	51	M12	1.70
SK40	SK40-SFC20-160-B	20	33	42	160	51	M12	2.01
SK40	SK40-SFC20-200-B	20	33	42	200	51	M12	2.44
SK40	SK40-SFC25-100-B	25	44	53	100	57	M16	1.71
SK40	SK40-SFC25-120-B	25	44	53	120	57	M16	2.05
SK40	SK40-SFC25-130-B	25	44	53	130	57	M16	2.22
SK40	SK40-SFC25-160-B	25	44	53	160	57	M16	2.73
SK40	SK40-SFC25-200-B	25	44	53	200	57	M16	3.40
SK40	SK40-SFC32-100-B	32	44	53	100	61	M16	1.68
SK40	SK40-SFC32-120-B	32	44	53	120	61	M16	2.02
SK40	SK40-SFC32-130-B	32	44	53	130	61	M16	2.19

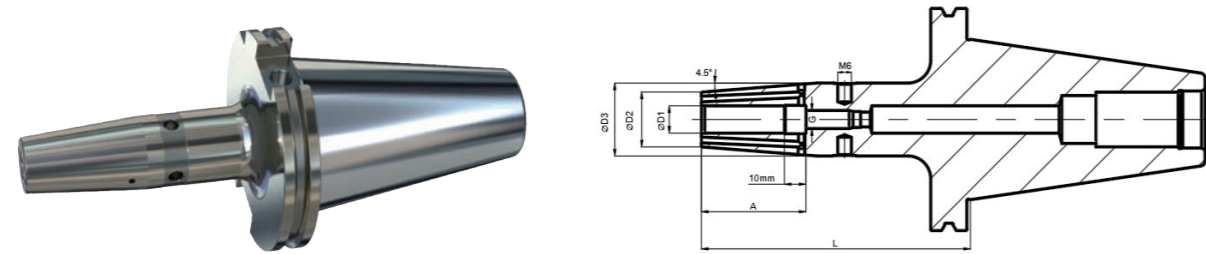
- 刀具柄部公差等级 h6
- 可按要求定制其他尺寸和特殊设计

- Tolerance class of tool shank: h6
- Additional sizes and special designs available on request

通用型端面出水/SFC

# SK50

DIN 69871



- 跳动精度 < 0.003mm
- 转速为 25,000 rpm 时，平衡质量等级达到 G2.5 或  $U_{max} < 1 \text{ g} \cdot \text{mm}$
- 带轴向长度调节

- Runout < 0.003mm
- Balancing Grade: G2.5 at 25,000 rpm or  $U_{max} < 1 \text{ g} \cdot \text{mm}$
- With adjustable axial length

技术参数 | Technical parameters

单位 | Unit: mm

接口 Coupling	订货号 Ordering code	D1	D2	D3	L	A	G	重量 m (kg)
SK50	SK50-SFC06-80-B	6	21	27	80	36	M5	2.84
SK50	SK50-SFC06-120-B	6	21	27	120	36	M5	3.03
SK50	SK50-SFC06-130-B	6	21	27	130	36	M5	3.07
SK50	SK50-SFC06-160-B	6	21	27	160	36	M5	3.35
SK50	SK50-SFC06-200-B	6	21	27	200	36	M5	3.52
SK50	SK50-SFC08-80-B	8	21	27	80	36	M6	2.84
SK50	SK50-SFC08-120-B	8	21	27	120	36	M6	3.03
SK50	SK50-SFC08-130-B	8	21	27	130	36	M6	3.07
SK50	SK50-SFC08-160-B	8	21	27	160	36	M6	3.35
SK50	SK50-SFC08-200-B	8	21	27	200	36	M6	3.52
SK50	SK50-SFC10-80-B	10	24	32	80	41	M8	2.99
SK50	SK50-SFC10-120-B	10	24	32	120	41	M8	3.15
SK50	SK50-SFC10-130-B	10	24	32	130	41	M8	3.21
SK50	SK50-SFC10-160-B	10	24	32	160	41	M8	3.45
SK50	SK50-SFC10-200-B	10	24	32	200	41	M8	3.69
SK50	SK50-SFC12-80-B	12	24	32	80	46	M8	2.99
SK50	SK50-SFC12-120-B	12	24	32	120	46	M8	3.15
SK50	SK50-SFC12-130-B	12	24	32	130	46	M8	3.21

转下页 see next page →

通用型端面出水/SFC

# SK50

DIN 69871

技术参数 | Technical parameters

单位 | Unit: mm

接口 Coupling	订货号 Ordering code	D1	D2	D3	L	A	G	重量 m (kg)
SK50	SK50-SFC12-160-B	12	24	32	160	46	M8	3.45
SK50	SK50-SFC12-200-B	12	24	32	200	46	M8	3.69
SK50	SK50-SFC14-80-B	14	27	34	80	46	M10	2.92
SK50	SK50-SFC14-120-B	14	27	34	120	46	M10	3.20
SK50	SK50-SFC14-130-B	14	27	34	130	46	M10	3.27
SK50	SK50-SFC14-160-B	14	27	34	160	46	M10	3.54
SK50	SK50-SFC14-200-B	14	27	34	200	46	M10	3.82
SK50	SK50-SFC16-80-B	16	27	34	80	49	M12	2.92
SK50	SK50-SFC16-120-B	16	27	34	120	49	M12	3.20
SK50	SK50-SFC16-130-B	16	27	34	130	49	M12	3.27
SK50	SK50-SFC16-160-B	16	27	34	160	49	M12	3.54
SK50	SK50-SFC16-200-B	16	27	34	200	49	M12	3.82
SK50	SK50-SFC18-80-B	18	33	42	80	49	M12	3.04
SK50	SK50-SFC18-120-B	18	33	42	120	49	M12	3.46
SK50	SK50-SFC18-130-B	18	33	42	130	49	M12	3.57
SK50	SK50-SFC18-160-B	18	33	42	160	49	M12	3.98
SK50	SK50-SFC18-200-B	18	33	42	200	49	M12	4.31
SK50	SK50-SFC20-80-B	20	33	42	80	51	M12	3.02
SK50	SK50-SFC20-120-B	20	33	42	120	51	M12	3.44
SK50	SK50-SFC20-130-B	20	33	42	130	51	M12	3.55
SK50	SK50-SFC20-160-B	20	33	42	160	51	M12	3.97
SK50	SK50-SFC20-200-B	20	33	42	200	51	M12	4.29
SK50	SK50-SFC25-100-B	25	44	53	100	57	M16	3.45
SK50	SK50-SFC25-120-B	25	44	53	120	57	M16	3.83
SK50	SK50-SFC25-130-B	25	44	53	130	57	M16	4.00
SK50	SK50-SFC25-160-B	25	44	53	160	57	M16	4.57
SK50	SK50-SFC25-200-B	25	44	53	200	57	M16	5.25
SK50	SK50-SFC32-100-B	32	44	53	100	61	M16	3.42
SK50	SK50-SFC32-120-B	32	44	53	120	61	M16	3.80
SK50	SK50-SFC32-130-B	32	44	53	130	61	M16	3.97
SK50	SK50-SFC32-160-B	32	44	53	160	61	M16	4.54
SK50	SK50-SFC32-200-B	32	44	53	200	61	M16	5.22

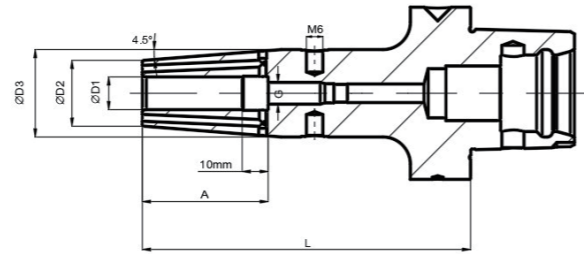
- 刀具柄部公差等级 h6
- 可按要求定制其他尺寸和特殊设计

- Tolerance class of tool shank: h6
- Additional sizes and special designs available on request

通用型端面出水/SFC

# PSC63

ISO 26623



- 跳动精度 < 0.003mm
- 转速为 25,000 rpm 时，平衡质量等级达到 G2.5 或  $U_{max} < 1 \text{ g} \cdot \text{mm}$
- 带轴向长度调节

- Runout < 0.003mm
- Balancing Grade: G2.5 at 25,000 rpm or  $U_{max} < 1 \text{ g} \cdot \text{mm}$
- With adjustable axial length

技术参数 | Technical parameters

单位 | Unit: mm

接口 Coupling	订货号 Ordering code	D1	D2	D3	L	A	G	重量 m (kg)
PSC63	PSC63-SFC06-80-B	6	21	27	80	36	M5	0.95
PSC63	PSC63-SFC06-100-B	6	21	27	100	36	M5	1.03
PSC63	PSC63-SFC06-120-B	6	21	27	120	36	M5	1.19
PSC63	PSC63-SFC06-130-B	6	21	27	130	36	M5	1.23
PSC63	PSC63-SFC06-160-B	6	21	27	160	36	M5	1.59
PSC63	PSC63-SFC08-80-B	8	21	27	80	36	M6	0.95
PSC63	PSC63-SFC08-100-B	8	21	27	100	36	M6	1.03
PSC63	PSC63-SFC08-120-B	8	21	27	120	36	M6	1.19
PSC63	PSC63-SFC08-130-B	8	21	27	130	36	M6	1.23
PSC63	PSC63-SFC08-160-B	8	21	27	160	36	M6	1.59
PSC63	PSC63-SFC10-80-B	10	24	32	80	41	M8	1.10
PSC63	PSC63-SFC10-100-B	10	24	32	100	41	M8	1.18
PSC63	PSC63-SFC10-120-B	10	24	32	120	41	M8	1.34
PSC63	PSC63-SFC10-130-B	10	24	32	130	41	M8	1.38
PSC63	PSC63-SFC10-160-B	10	24	32	160	41	M8	1.74
PSC63	PSC63-SFC12-80-B	12	24	32	80	46	M8	1.09

转下页 see next page →

通用型端面出水/SFC

# PSC63

ISO 26623

技术参数 | Technical parameters

单位 | Unit: mm

接口 Coupling	订货号 Ordering code	D1	D2	D3	L	A	G	重量 m (kg)
PSC63	PSC63-SFC12-100-B	12	24	32	100	46	M8	1.17
PSC63	PSC63-SFC12-120-B	12	24	32	120	46	M8	1.33
PSC63	PSC63-SFC12-130-B	12	24	32	130	46	M8	1.37
PSC63	PSC63-SFC12-160-B	12	24	32	160	46	M8	1.73
PSC63	PSC63-SFC14-85-B	14	27	34	85	46	M10	1.25
PSC63	PSC63-SFC14-100-B	14	27	34	100	46	M10	1.33
PSC63	PSC63-SFC14-120-B	14	27	34	120	46	M10	1.49
PSC63	PSC63-SFC14-130-B	14	27	34	130	46	M10	1.53
PSC63	PSC63-SFC14-160-B	14	27	34	160	46	M10	1.89
PSC63	PSC63-SFC16-85-B	16	27	34	85	49	M12	1.22
PSC63	PSC63-SFC16-100-B	16	27	34	100	49	M12	1.30
PSC63	PSC63-SFC16-120-B	16	27	34	120	49	M12	1.46
PSC63	PSC63-SFC16-130-B	16	27	34	130	49	M12	1.50
PSC63	PSC63-SFC16-160-B	16	27	34	160	49	M12	1.86
PSC63	PSC63-SFC18-85-B	18	33	42	85	49	M12	1.19
PSC63	PSC63-SFC18-100-B	18	33	42	100	49	M12	1.33
PSC63	PSC63-SFC18-130-B	18	33	42	130	49	M12	1.71
PSC63	PSC63-SFC18-160-B	18	33	42	160	49	M12	1.97
PSC63	PSC63-SFC20-85-B	20	33	42	85	51	M12	1.16
PSC63	PSC63-SFC20-100-B	20	33	42	100	51	M12	1.30
PSC63	PSC63-SFC20-120-B	20	33	42	120	51	M12	1.58
PSC63	PSC63-SFC20-130-B	20	33	42	130	51	M12	1.68
PSC63	PSC63-SFC20-160-B	20	33	42	160	51	M12	1.94
PSC63	PSC63-SFC25-90-B	25	44	53	90	57	M16	1.50
PSC63	PSC63-SFC25-120-B	25	44	53	120	57	M16	2.01
PSC63	PSC63-SFC25-130-B	25	44	53	130	57	M16	2.19
PSC63	PSC63-SFC25-160-B	25	44	53	160	57	M16	2.74
PSC63	PSC63-SFC32-95-B	32	44	53	95	61	M16	1.43
PSC63	PSC63-SFC32-130-B	32	44	53	130	61	M16	2.02
PSC63	PSC63-SFC32-160-B	32	44	53	160	61	M16	2.58

- 刀具柄部公差等级 h6
- 可按要求定制其他尺寸和特殊设计


- Tolerance class of tool shank: h6
- Additional sizes and special designs available on request



## 通用型安全锁热装刀柄

### GENERAL PURPOSE & SAFE LOCK

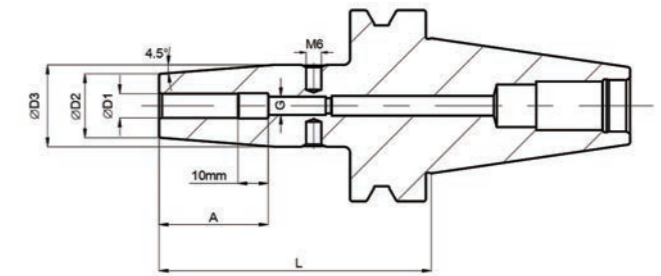
- 热装刀柄自带螺纹平衡孔，可直接装配平衡螺钉进行动平衡调整；
  - HSK系列热装刀柄自带芯片孔，可直接装载芯片，无需额外费用；
  - 通用型基础上增加安全锁结构，适用于难加工材料切削；
  - 使用更安全，刀具不会拔出、打滑；
  - 可承受高扭矩；
  - 金属去除率更高。
- The shrink-fit chuck has a thread balance hole, which can be directly assembled with a balance screw for dynamic balance adjustment;
  - The HSK series shrink-fit chuck has a chip hole, which can be directly assembled with chips without additional costs;
  - Add safe lock structure on the basis of general purpose type, suitable for cutting difficult-to-machine materials;
  - More safer to use, avoid the tool to be pulled out or slipped;
  - Can withstand high torque;
  - Higher metal removal rate.



## 通用型安全锁/SFS

# BT40

JIS B6339



- 跳动精度 < 0.003mm
- 转速为 25,000 rpm 时，平衡质量等级达到 G2.5 或  $U_{max} < 1 \text{ g}\cdot\text{mm}$
- 带轴向长度调节

- Runout < 0.003mm
- Balancing Grade: G2.5 at 25,000 rpm or  $U_{max} < 1 \text{ g}\cdot\text{mm}$
- With adjustable axial length

### 技术参数 | Technical parameters

单位 | Unit: mm

接口 Coupling	订货号 Ordering code	D1	D2	D3	L	A	G	重量 m (kg)
BT40	BT40-SFS06-90-B	6	21	27	90	40	M5	1.20
BT40	BT40-SFS08-90-B	8	21	27	90	40	M6	1.18
BT40	BT40-SFS10-90-B	10	24	32	90	45	M8	1.25
BT40	BT40-SFS12-90-B	12	24	32	90	44	M8	1.23
BT40	BT40-SFS14-90-B	14	27	34	90	44	M10	1.28
BT40	BT40-SFS16-90-B	16	27	34	90	46	M12	1.26
BT40	BT40-SFS18-90-B	18	33	42	90	48	M12	1.40
BT40	BT40-SFS20-90-B	20	33	42	90	48	M12	1.38
BT40	BT40-SFS25-100-B	25	44	53	100	56	M16	1.8
BT40	BT40-SFS32-100-B	32	44	53	100	58	M16	1.78

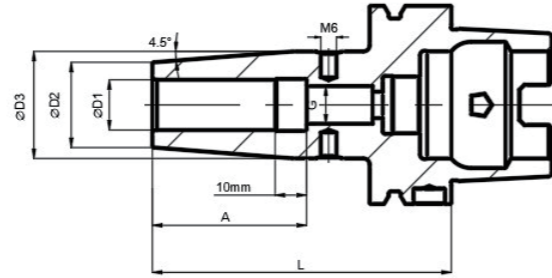
- 刀具柄部公差等级 h6
- 可按要求定制其他尺寸和特殊设计

- Tolerance class of tool shank: h6
- Additional sizes and special designs available on request

通用型安全锁/SFS

# HSK63A

DIN 69893



- 跳动精度 < 0.003mm
- 转速为 25,000 rpm 时，平衡质量等级达到 G2.5 或  $U_{max} < 1 \text{ g} \cdot \text{mm}$
- 带轴向长度调节

- Runout < 0.003mm
- Balancing Grade: G2.5 at 25,000 rpm or  $U_{max} < 1 \text{ g} \cdot \text{mm}$
- With adjustable axial length

技术参数 | Technical parameters

单位 | Unit: mm

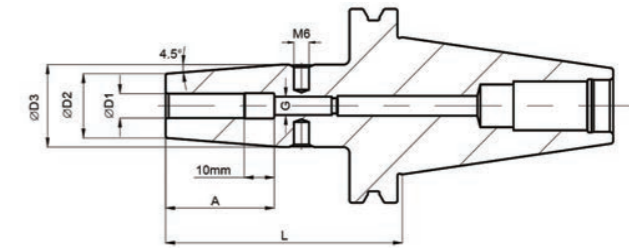
接口 Coupling	订货号 Ordering code	D1	D2	D3	L	A	G	重量 m (kg)	水嘴 Nozzle
HSK63A	HSK63A-SFS06-80-B	6	21	27	80	40	M5	0.82	M18*1
HSK63A	HSK63A-SFS08-80-B	8	21	27	80	40	M6	0.81	M18*1
HSK63A	HSK63A-SFS10-85-B	10	24	32	85	45	M8	0.89	M18*1
HSK63A	HSK63A-SFS12-90-B	12	24	32	90	44	M8	0.91	M18*1
HSK63A	HSK63A-SFS14-90-B	14	27	34	90	44	M10	0.95	M18*1
HSK63A	HSK63A-SFS16-95-B	16	27	34	95	46	M12	0.96	M18*1
HSK63A	HSK63A-SFS18-95-B	18	33	42	95	48	M12	1.13	M18*1
HSK63A	HSK63A-SFS20-100-B	20	33	42	100	48	M12	1.10	M18*1
HSK63A	HSK63A-SFS25-115-B	25	44	53	115	56	M16	1.73	M18*1
HSK63A	HSK63A-SFS32-120-B	32	44	53	120	58	M16	1.65	M18*1

- 刀具柄部公差等级 h6
- 可按要求定制其他尺寸和特殊设计
- 如需单独订购水嘴，请参照 113 页
- Tolerance class of tool shank: h6
- Additional sizes and special designs available on request
- Nozzle need to be ordered separately. Please refer to P113

通用型安全锁/SFS

# SK40

DIN 69871



- 跳动精度 < 0.003mm
- 转速为 25,000 rpm 时，平衡质量等级达到 G2.5 或  $U_{max} < 1 \text{ g} \cdot \text{mm}$
- 带轴向长度调节

- Runout < 0.003mm
- Balancing Grade: G2.5 at 25,000 rpm or  $U_{max} < 1 \text{ g} \cdot \text{mm}$
- With adjustable axial length

技术参数 | Technical parameters

单位 | Unit: mm


接口 Coupling	订货号 Ordering code	D1	D2	D3	L	A	G	重量 m (kg)
SK40	SK40-SFS06-80-B	6	21	27	80	40	M5	1.03
SK40	SK40-SFS08-80-B	8	21	27	80	40	M6	1.03
SK40	SK40-SFS10-80-B	10	24	32	80	45	M8	1.08
SK40	SK40-SFS12-80-B	12	24	32	80	44	M8	1.07
SK40	SK40-SFS14-80-B	14	27	34	80	44	M10	1.11
SK40	SK40-SFS16-80-B	16	27	34	80	46	M12	1.08
SK40	SK40-SFS18-80-B	18	33	42	80	48	M12	1.22
SK40	SK40-SFS20-80-B	20	33	42	80	48	M12	1.19
SK40	SK40-SFS25-100-B	25	44	53	100	56	M16	1.73
SK40	SK40-SFS32-100-B	32	44	53	100	58	M16	1.70

- 刀具柄部公差等级 h6
- 可按要求定制其他尺寸和特殊设计
- Tolerance class of tool shank: h6
- Additional sizes and special designs available on request

## 强力型热装刀柄

### HIGH TORQUE

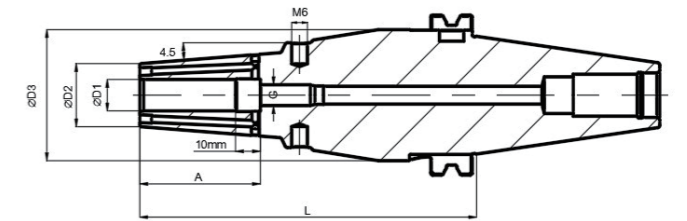
- 热装刀柄自带螺纹平衡孔，可直接装配平衡螺钉进行动平衡调整；
  - HSK系列热装刀柄自带芯片孔，可直接装载芯片，无需额外费用；
  - 更高的稳定性和良好的抗震性能；
  - 精度高，跳动精度<0.003mm；
  - 金属去除率更高，延长刀具使用寿命。
- The shrink-fit chuck has a thread balance hole, which can be directly assembled with a balance screw for dynamic balance adjustment;
  - The HSK series shrink-fit chuck has a chip hole, which can be directly assembled with chips without additional costs;
  - Better stability and seismic performance;
  - High precision, Runout <0.003mm;
  - Higher metal removal rate prolong the tool service life.



强力型 / SFP

## SK40

DIN 69871



- 跳动精度<0.003mm
- 转速为25,000 rpm时，平衡质量等级达到G2.5或Umax < 1 g·mm
- 带轴向长度调节
- 含调整动平衡的螺钉孔
- 含冷却喷孔，可封闭
- 可提供环喷冷却定制

- Runout < 0.003mm
- Balancing Grade: G2.5 at 25,000 rpm or Umax < 1 g·mm
- With adjustable axial length
- Screw holes for dynamic balancing
- With cooling jet, can be closed
- Ring jet cooling can be customized

#### 技术参数 | Technical parameters

单位 | Unit: mm

接口 Coupling	订货号 Ordering code	D1	D2	D3	L	A	G	重量 m (kg)
SK40	SK40-SFP06-65-B	6	22	-	65	36	M5	1.03
SK40	SK40-SFP06-130-B	6	21	50	130	36	M5	1.76
SK40	SK40-SFP06-160-B	6	21	50	160	36	M5	2.14
SK40	SK40-SFP08-65-B	8	22	-	65	36	M6	1.03
SK40	SK40-SFP08-130-B	8	21	50	130	36	M6	1.76
SK40	SK40-SFP08-160-B	8	21	50	160	36	M6	2.14
SK40	SK40-SFP10-65-B	10	26.5	-	65	41	M8	1.05
SK40	SK40-SFP10-130-B	10	24	50	130	41	M8	1.76
SK40	SK40-SFP10-160-B	10	24	50	160	41	M8	2.14
SK40	SK40-SFP12-65-B	12	26.5	-	65	46	M8	1.05
SK40	SK40-SFP12-130-B	12	24	50	130	46	M8	1.76
SK40	SK40-SFP12-160-B	12	24	50	160	46	M8	2.14
SK40	SK40-SFP14-65-B	14	29.5	-	65	46	M10	1.07
SK40	SK40-SFP14-130-B	14	27	50	130	46	M10	1.78
SK40	SK40-SFP14-160-B	14	27	50	160	46	M10	2.16
SK40	SK40-SFP16-65-B	16	29.5	-	65	49	M12	1.07
SK40	SK40-SFP16-130-B	16	27	50	130	49	M12	1.78
SK40	SK40-SFP16-160-B	16	27	50	160	49	M12	2.16

转下页 see next page →

强力型 / SFP

# SK40

DIN 69871

强力型 / SFP

# SK50

DIN 69871

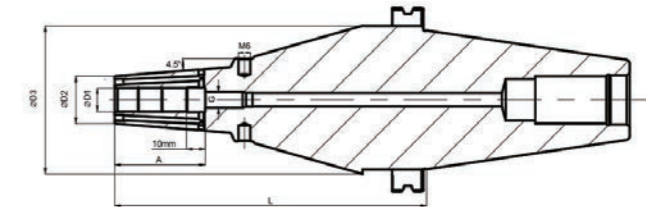
技术参数 | Technical parameters

单位 | Unit: mm

接口 Coupling	订货号 Ordering code	D1	D2	D3	L	A	G	重量 m (kg)
SK40	SK40-SFP18-65-B	18	35.5	-	65	49	M12	1.10
SK40	SK40-SFP18-130-B	18	33	50	130	49	M12	1.89
SK40	SK40-SFP18-160-B	18	33	50	160	49	M12	2.27
SK40	SK40-SFP20-65-B	20	35.5	-	65	51	M12	1.10
SK40	SK40-SFP20-130-B	20	33	50	130	51	M12	1.89
SK40	SK40-SFP20-160-B	20	33	50	160	51	M12	2.27
SK40	SK40-SFP25-75-B	25	45.5	-	75	57	M16	1.14
SK40	SK40-SFP25-130-B	25	44	53	130	57	M16	2.00
SK40	SK40-SFP25-160-B	25	44	53	160	57	M16	2.38
SK40	SK40-SFP32-80-B	32	45.5	-	80	61	M16	1.15
SK40	SK40-SFP32-130-B	32	44	53	130	61	M16	2.00
SK40	SK40-SFP32-160-B	32	44	53	160	61	M16	2.38

- 刀具柄部公差等级h6
- 可按要求定制其他尺寸和特殊设计

- Tolerance class of tool shank: h6
- Additional sizes and special designs available on request



- 跳动精度 < 0.003mm
- 转速为25,000 rpm时，平衡质量等级达到G2.5或Umax < 1 g·mm
- 带轴向长度调节
- 含调整平衡的螺钉孔
- 含冷却喷孔，可封闭
- 可提供环喷冷却定制

- Runout < 0.003mm
- Balancing Grade: G2.5 at 25,000 rpm or Umax < 1 g·mm
- With adjustable axial length
- Screw holes for dynamic balancing
- With cooling jet, can be closed
- Ring jet cooling can be customized

技术参数 | Technical parameters

单位 | Unit: mm

接口 Coupling	订货号 Ordering code	D1	D2	D3	L	A	G	重量 m (kg)
SK50	SK50-SFP06-80-B	6	21	70	80	36	M5	2.83
SK50	SK50-SFP06-160-B	6	21	78	160	36	M5	4.87
SK50	SK50-SFP06-200-B	6	21	78	200	36	M5	5.77
SK50	SK50-SFP08-80-B	8	21	70	80	36	M6	2.82
SK50	SK50-SFP08-160-B	8	21	78	160	36	M6	4.85
SK50	SK50-SFP08-200-B	8	21	78	200	36	M6	5.75
SK50	SK50-SFP10-80-B	10	27	55	80	41	M8	2.87
SK50	SK50-SFP10-160-B	10	27	78	160	41	M8	4.79
SK50	SK50-SFP10-200-B	10	27	78	200	41	M8	5.72
SK50	SK50-SFP12-80-B	12	27	55	80	46	M8	2.86
SK50	SK50-SFP12-160-B	12	27	78	160	46	M8	4.77
SK50	SK50-SFP12-200-B	12	27	78	200	46	M8	5.70
SK50	SK50-SFP14-80-B	14	33.3	-	80	46	M10	2.91
SK50	SK50-SFP14-160-B	14	33	78	160	46	M10	4.95
SK50	SK50-SFP14-200-B	14	33	78	200	46	M10	5.96
SK50	SK50-SFP16-80-B	16	33.3	-	80	49	M12	2.88
SK50	SK50-SFP16-160-B	16	33	78	160	49	M12	4.93
SK50	SK50-SFP16-200-B	16	33	78	200	49	M12	5.94

转下页 see next page →

强力型 / SFP

# SK50

DIN 69871

强力型 / SFP

# BT40

JIS B6339

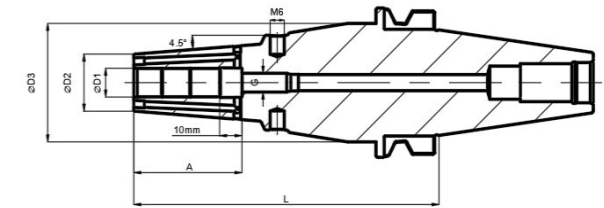
技术参数 | Technical parameters

单位 | Unit: mm

接口 Coupling	订货号 Ordering code	D1	D2	D3	L	A	G	重量 m (kg)
SK50	SK50-SFP18-80-B	18	44.7	-	80	49	M12	3.02
SK50	SK50-SFP18-160-B	18	44	78	160	49	M12	5.34
SK50	SK50-SFP18-200-B	18	44	78	200	49	M12	6.52
SK50	SK50-SFP20-80-B	20	44.7	-	80	51	M12	2.99
SK50	SK50-SFP20-160-B	20	44	78	160	51	M12	5.32
SK50	SK50-SFP20-200-B	20	44	78	200	51	M12	6.50
SK50	SK50-SFP25-100-B	25	44	78	100	57	M16	3.24
SK50	SK50-SFP25-160-B	25	44	78	160	57	M16	5.58
SK50	SK50-SFP25-200-B	25	44	78	200	57	M16	6.76

- 刀具柄部公差等级h6
- 可按要求定制其他尺寸和特殊设计

- Tolerance class of tool shank: h6
- Additional sizes and special designs available on request



- 跳动精度 < 0.003mm
- 转速为25,000 rpm时，平衡质量等级达到G2.5或Umax < 1 g·mm
- 带轴向长度调节
- 含调整平衡的螺钉孔
- 含冷却喷孔，可封闭
- 可提供环喷冷却定制

- Runout < 0.003mm
- Balancing Grade: G2.5 at 25,000 rpm or Umax < 1 g·mm
- With adjustable axial length
- Screw holes for dynamic balancing
- With cooling jet, can be closed
- Ring jet cooling can be customized

技术参数 | Technical parameters

单位 | Unit: mm

接口 Coupling	订货号 Ordering code	D1	D2	D3	L	A	G	重量 m (kg)
BT40	BT40-SFP06-70-B	6	22	-	70	36	M5	1.12
BT40	BT40-SFP06-130-B	6	21	50	130	36	M5	1.81
BT40	BT40-SFP06-160-B	6	21	50	160	36	M5	2.19
BT40	BT40-SFP08-70-B	8	22	-	70	36	M6	1.12
BT40	BT40-SFP08-130-B	8	21	50	130	36	M6	1.79
BT40	BT40-SFP08-160-B	8	21	50	160	36	M6	2.17
BT40	BT40-SFP10-70-B	10	26.5	-	70	41	M8	1.14
BT40	BT40-SFP10-130-B	10	24	50	130	41	M8	1.81
BT40	BT40-SFP10-160-B	10	24	50	160	41	M8	2.19
BT40	BT40-SFP12-70-B	12	26.5	-	70	46	M8	1.13
BT40	BT40-SFP12-130-B	12	24	50	130	46	M8	1.79
BT40	BT40-SFP12-160-B	12	24	50	160	46	M8	2.17
BT40	BT40-SFP14-75-B	14	29.5	-	75	46	M10	1.19
BT40	BT40-SFP14-130-B	14	27	50	130	46	M10	1.83
BT40	BT40-SFP14-160-B	14	27	50	160	46	M10	2.23
BT40	BT40-SFP16-75-B	16	29.5	-	75	49	M12	1.16
BT40	BT40-SFP16-130-B	16	27	50	130	49	M12	1.81
BT40	BT40-SFP16-160-B	16	27	50	160	49	M12	2.21

转下页 see next page →

强力型 / SFP

# BT40

JIS B6339

强力型 / SFP

# BT50

JIS B6339

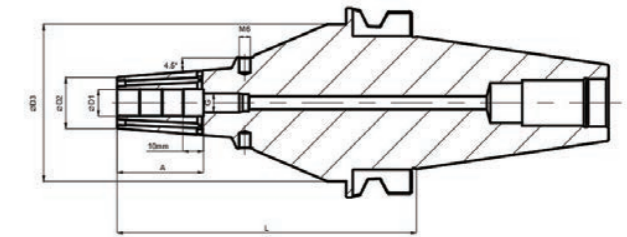
技术参数 | Technical parameters

单位 | Unit: mm

接口 Coupling	订货号 Ordering code	D1	D2	D3	L	A	G	重量 m (kg)
BT40	BT40-SFP18-75-B	18	35.5	-	75	49	M12	1.26
BT40	BT40-SFP18-130-B	18	33	50	130	49	M12	1.94
BT40	BT40-SFP18-160-B	18	33	50	160	49	M12	2.34
BT40	BT40-SFP20-75-B	20	35.5	-	75	51	M12	1.23
BT40	BT40-SFP20-130-B	20	33	50	130	51	M12	1.92
BT40	BT40-SFP20-160-B	20	33	50	160	51	M12	2.32
BT40	BT40-SFP25-85-B	25	45.5	-	85	57	M16	1.56
BT40	BT40-SFP32-85-B	32	45.5	-	85	61	M16	1.40

- 刀具柄部公差等级h6
- 可按要求定制其他尺寸和特殊设计

- Tolerance class of tool shank: h6
- Additional sizes and special designs available on request



- 跳动精度 < 0.003mm
- 转速为25,000 rpm时，平衡质量等级达到G2.5或U<sub>max</sub> < 1 g·mm
- 带轴向长度调节
- 含调整平衡的螺钉孔
- 含冷却喷孔，可封闭
- 可提供环喷冷却定制

- Runout < 0.003mm
- Balancing Grade: G2.5 at 25,000 rpm or U<sub>max</sub> < 1 g·mm
- With adjustable axial length
- Screw holes for dynamic balancing
- With cooling jet, can be closed
- Ring jet cooling can be customized

技术参数 | Technical parameters

单位 | Unit: mm

接口 Coupling	订货号 Ordering code	D1	D2	D3	L	A	G	重量 m (kg)
BT50	BT50-SFP06-100-B	6	21	70	100	36	M5	3.84
BT50	BT50-SFP06-160-B	6	21	83	160	36	M5	5.58
BT50	BT50-SFP06-200-B	6	21	83	200	36	M5	6.56
BT50	BT50-SFP08-100-B	8	21	70	100	36	M6	3.83
BT50	BT50-SFP08-160-B	8	21	83	160	36	M6	5.57
BT50	BT50-SFP08-200-B	8	21	83	200	36	M6	6.55
BT50	BT50-SFP10-100-B	10	27	55	100	41	M8	3.89
BT50	BT50-SFP10-160-B	10	27	83	160	41	M8	5.46
BT50	BT50-SFP10-200-B	10	27	83	200	41	M8	6.47
BT50	BT50-SFP12-100-B	12	27	55	100	46	M8	3.87
BT50	BT50-SFP12-160-B	12	27	83	160	46	M8	5.45
BT50	BT50-SFP12-200-B	12	27	83	200	46	M8	6.46
BT50	BT50-SFP14-100-B	14	33.3	-	100	46	M10	3.92
BT50	BT50-SFP14-160-B	14	33	83	160	46	M10	5.58
BT50	BT50-SFP14-200-B	14	33	83	200	46	M10	6.68
BT50	BT50-SFP16-100-B	16	33.3	-	100	49	M12	3.90
BT50	BT50-SFP16-160-B	16	33	83	160	49	M12	5.55
BT50	BT50-SFP16-200-B	16	33	83	200	49	M12	6.65

转下页 see next page →

强力型 / SFP

# BT50

DIN 69871

强力型 / SFP

# HSK63A

DIN 69893

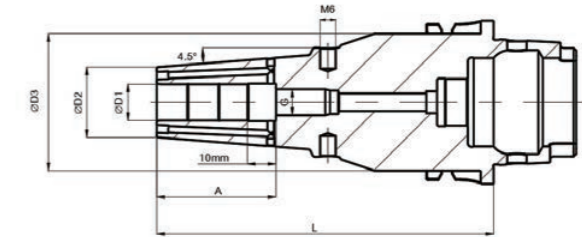
技术参数 | Technical parameters

单位 | Unit: mm

接口 Coupling	订货号 Ordering code	D1	D2	D3	L	A	G	重量 m (kg)
BT50	BT50-SFP18-100-B	18	44.7	-	100	49	M12	4.04
BT50	BT50-SFP18-160-B	18	44	83	160	49	M12	5.89
BT50	BT50-SFP18-200-B	18	44	83	200	49	M12	7.16
BT50	BT50-SFP20-100-B	20	44.7	-	100	51	M12	4.01
BT50	BT50-SFP20-160-B	20	44	83	160	51	M12	5.87
BT50	BT50-SFP20-200-B	20	44	83	200	51	M12	7.14
BT50	BT50-SFP25-100-B	25	44.7	83	100	57	M16	4.26
BT50	BT50-SFP25-160-B	25	44	83	160	57	M16	6.13
BT50	BT50-SFP25-200-B	25	44	83	200	57	M16	7.40

- 刀具柄部公差等级h6
- 可按要求定制其他尺寸和特殊设计

- Tolerance class of tool shank: h6
- Additional sizes and special designs available on request



- 跳动精度 < 0.003mm
- 转速为25,000 rpm时，平衡质量等级达到G2.5或U<sub>max</sub> < 1 g·mm
- 带轴向长度调节
- 含调整平衡的螺钉孔
- 含冷却喷孔，可封闭
- 可提供环喷冷却定制

- Runout < 0.003mm
- Balancing Grade: G2.5 at 25,000 rpm or U<sub>max</sub> < 1 g·mm
- With adjustable axial length
- Screw holes for dynamic balancing
- With cooling jet, can be closed
- Ring jet cooling can be customized

技术参数 | Technical parameters

单位 | Unit: mm

接口 Coupling	订货号 Ordering code	D1	D2	D3	L	A	G	重量 m (kg)	水嘴 Nozzle
HSK63A	HSK63A-SFP06-70-B	6	22	-	70	36	M5	0.78	M18*1
HSK63A	HSK63A-SFP06-120-B	6	21	53	120	36	M5	1.39	M18*1
HSK63A	HSK63A-SFP06-130-B	6	21	53	130	36	M5	1.56	M18*1
HSK63A	HSK63A-SFP06-160-B	6	21	53	160	36	M5	1.96	M18*1
HSK63A	HSK63A-SFP08-70-B	8	22	-	70	36	M6	0.78	M18*1
HSK63A	HSK63A-SFP08-120-B	8	21	53	120	36	M6	1.38	M18*1
HSK63A	HSK63A-SFP08-130-B	8	21	53	130	36	M6	1.55	M18*1
HSK63A	HSK63A-SFP08-160-B	8	21	53	160	36	M6	1.95	M18*1
HSK63A	HSK63A-SFP10-70-B	10	26.5	-	70	41	M8	0.81	M18*1
HSK63A	HSK63A-SFP10-120-B	10	24	53	120	41	M8	1.38	M18*1
HSK63A	HSK63A-SFP10-130-B	10	24	53	130	41	M8	1.55	M18*1
HSK63A	HSK63A-SFP10-160-B	10	24	53	160	41	M8	1.96	M18*1
HSK63A	HSK63A-SFP12-70-B	12	26.5	-	70	46	M8	0.80	M18*1
HSK63A	HSK63A-SFP12-120-B	12	24	53	120	46	M8	1.36	M18*1
HSK63A	HSK63A-SFP12-130-B	12	24	53	130	46	M8	1.53	M18*1
HSK63A	HSK63A-SFP12-160-B	12	24	53	160	46	M8	1.94	M18*1
HSK63A	HSK63A-SFP14-75-B	14	29.5	-	75	46	M10	0.86	M18*1
HSK63A	HSK63A-SFP14-120-B	14	27	53	120	46	M10	1.39	M18*1

转下页 see next page →

强力型 / SFP

# HSK63A

DIN 69893

强力型 / SFP

# HSK80A

DIN 69893

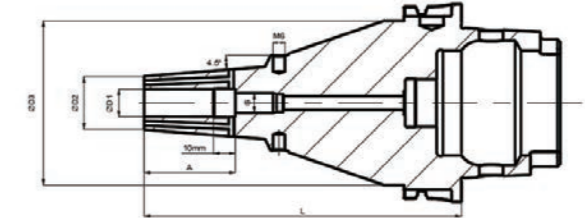
技术参数 | Technical parameters

单位 | Unit: mm

接口 Coupling	订货号 Ordering code	D1	D2	D3	L	A	G	重量 m (kg)	水嘴 Nozzle
HSK63A	HSK63A-SFP14-130-B	14	27	53	130	46	M10	1.56	M18*1
HSK63A	HSK63A-SFP14-160-B	14	27	53	160	46	M10	1.99	M18*1
HSK63A	HSK63A-SFP16-75-B	16	29.5	-	75	49	M12	0.84	M18*1
HSK63A	HSK63A-SFP16-120-B	16	27	53	120	49	M12	1.36	M18*1
HSK63A	HSK63A-SFP16-130-B	16	27	53	130	49	M12	1.53	M18*1
HSK63A	HSK63A-SFP16-160-B	16	27	53	160	49	M12	1.96	M18*1
HSK63A	HSK63A-SFP18-75-B	18	35.5	-	75	49	M12	0.94	M18*1
HSK63A	HSK63A-SFP18-120-B	18	33	53	120	49	M12	1.51	M18*1
HSK63A	HSK63A-SFP18-130-B	18	33	53	130	49	M12	1.68	M18*1
HSK63A	HSK63A-SFP18-160-B	18	33	53	160	49	M12	2.11	M18*1
HSK63A	HSK63A-SFP20-75-B	20	35.5	-	75	51	M12	0.92	M18*1
HSK63A	HSK63A-SFP20-120-B	20	33	53	120	51	M12	1.48	M18*1
HSK63A	HSK63A-SFP20-130-B	20	33	53	130	51	M12	1.65	M18*1
HSK63A	HSK63A-SFP20-160-B	20	33	53	160	51	M12	2.08	M18*1
HSK63A	HSK63A-SFP25-85-B	25	45	51	85	57	M16	1.27	M18*1
HSK63A	HSK63A-SFP25-120-B	25	44	53	120	57	M16	1.81	M18*1
HSK63A	HSK63A-SFP25-130-B	25	44	53	130	57	M16	1.98	M18*1
HSK63A	HSK63A-SFP25-160-B	25	44	53	160	57	M16	2.49	M18*1
HSK63A	HSK63A-SFP32-85-B	32	45	51	85	61	M16	1.10	M18*1
HSK63A	HSK63A-SFP32-120-B	32	44	53	120	61	M16	1.65	M18*1
HSK63A	HSK63A-SFP32-130-B	32	44	53	130	61	M16	1.82	M18*1
HSK63A	HSK63A-SFP32-160-B	32	44	53	160	61	M16	2.33	M18*1

- 刀具柄部公差等级h6
- 可按要求定制其他尺寸和特殊设计
- 如需单独订购水嘴，请参照113页

- Tolerance class of tool shank: h6
- Additional sizes and special designs available on request
- Nozzle need to be ordered seperately. Please refer to P113



- 跳动精度<0.003mm
- 转速为25,000 rpm时，平衡质量等级达到G2.5或Umax < 1 g·mm
- 带轴向长度调节
- 含调整平衡的螺钉孔
- 含冷却喷孔，可封闭
- 可提供环喷冷却定制

- Runout < 0.003mm
- Balancing Grade: G2.5 at 25,000 rpm or Umax < 1 g·mm
- With adjustable axial length
- Screw holes for dynamic balancing
- With cooling jet, can be closed
- Ring jet cooling can be customized

技术参数 | Technical parameters

单位 | Unit: mm

接口 Coupling	订货号 Ordering code	D1	D2	D3	L	A	G	重量 m (kg)	水嘴 Nozzle
HSK80A	HSK80A-SFP08-100-B	8	21	66	100	36	M6	1.38	M20*1.5
HSK80A	HSK80A-SFP08-130-B	8	21	65	130	36	M6	2.11	M20*1.5
HSK80A	HSK80A-SFP08-160-B	8	21	65	160	36	M6	2.69	M20*1.5
HSK80A	HSK80A-SFP10-100-B	10	24	66	100	41	M8	1.38	M20*1.5
HSK80A	HSK80A-SFP10-130-B	10	24	65	130	41	M8	2.11	M20*1.5
HSK80A	HSK80A-SFP10-160-B	10	24	65	160	41	M8	2.70	M20*1.5
HSK80A	HSK80A-SFP12-100-B	12	24	66	100	46	M8	1.36	M20*1.5
HSK80A	HSK80A-SFP12-130-B	12	24	65	130	46	M8	2.11	M20*1.5
HSK80A	HSK80A-SFP12-160-B	12	24	65	160	46	M8	2.69	M20*1.5
HSK80A	HSK80A-SFP16-100-B	16	27	66	100	49	M12	1.36	M20*1.5
HSK80A	HSK80A-SFP16-130-B	16	27	65	130	49	M12	2.11	M20*1.5
HSK80A	HSK80A-SFP16-160-B	16	27	65	160	49	M12	2.66	M20*1.5
HSK80A	HSK80A-SFP20-100-B	20	33	66	100	51	M12	1.48	M20*1.5
HSK80A	HSK80A-SFP20-130-B	20	33	65	130	51	M12	2.27	M20*1.5
HSK80A	HSK80A-SFP20-160-B	20	33	65	160	51	M12	2.91	M20*1.5

- 刀具柄部公差等级h6
- 可按要求定制其他尺寸和特殊设计
- 如需单独订购水嘴，请参照113页

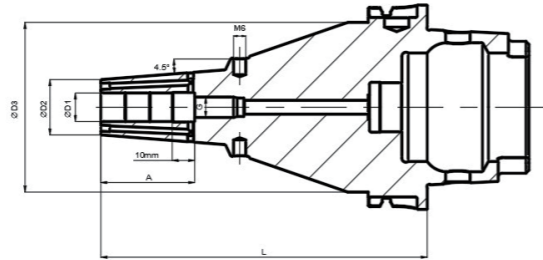
- Tolerance class of tool shank: h6
- Additional sizes and special designs available on request
- Nozzle need to be ordered seperately. Please refer to P113



强力型 / SFP

# HSK100A

DIN 69893



- 跳动精度 < 0.003mm
- 转速为25,000 rpm时，平衡质量等级达到G2.5或  $U_{max} < 1 \text{ g} \cdot \text{mm}$
- 带轴向长度调节
- 含调整动平衡的螺钉孔
- 含冷却喷嘴，可封闭
- 可提供环喷冷却定制

- Runout < 0.003mm
- Balancing Grade: G2.5 at 25,000 rpm or  $U_{max} < 1 \text{ g} \cdot \text{mm}$
- With adjustable axial length
- Screw holes for dynamic balancing
- With cooling jet, can be closed
- Ring jet cooling can be customized

技术参数 | Technical parameters

单位 | Unit: mm

接口 Coupling	订货号 Ordering code	D1	D2	D3	L	A	G	重量 m (kg)	水嘴 Nozzle
HSK100A	HSK100A-SFP06-85-B	6	21	60	85	36	M5	2.18	M24*1.5
HSK100A	HSK100A-SFP06-160-B	6	21	83	160	36	M5	4.15	M24*1.5
HSK100A	HSK100A-SFP06-200-B	6	21	83	200	36	M5	5.13	M24*1.5
HSK100A	HSK100A-SFP08-85-B	8	21	60	85	36	M6	2.18	M24*1.5
HSK100A	HSK100A-SFP08-160-B	8	21	83	160	36	M6	4.14	M24*1.5
HSK100A	HSK100A-SFP08-200-B	8	21	83	200	36	M6	5.12	M24*1.5
HSK100A	HSK100A-SFP10-90-B	10	27	53	90	41	M8	2.23	M24*1.5
HSK100A	HSK100A-SFP10-160-B	10	27	83	160	41	M8	4.04	M24*1.5
HSK100A	HSK100A-SFP10-200-B	10	27	83	200	41	M8	5.05	M24*1.5
HSK100A	HSK100A-SFP12-95-B	12	27	73	95	46	M8	2.28	M24*1.5
HSK100A	HSK100A-SFP12-160-B	12	27	83	160	46	M8	4.02	M24*1.5
HSK100A	HSK100A-SFP12-200-B	12	27	83	200	46	M8	5.03	M24*1.5
HSK100A	HSK100A-SFP14-95-B	14	33	60	95	46	M10	2.33	M24*1.5
HSK100A	HSK100A-SFP14-160-B	14	33	83	160	46	M10	4.17	M24*1.5
HSK100A	HSK100A-SFP14-200-B	14	33	83	200	46	M10	5.27	M24*1.5
HSK100A	HSK100A-SFP16-100-B	16	33	78	100	49	M12	2.56	M24*1.5

转下页 see next page →

强力型 / SFP

# HSK100A

DIN 69893

技术参数 | Technical parameters

单位 | Unit: mm

接口 Coupling	订货号 Ordering code	D1	D2	D3	L	A	G	重量 m (kg)	水嘴 Nozzle
HSK100A	HSK100A-SFP16-160-B	16	33	83	160	49	M12	4.14	M24*1.5
HSK100A	HSK100A-SFP16-200-B	16	33	83	200	49	M12	5.24	M24*1.5
HSK100A	HSK100A-SFP18-100-B	18	44	76	100	49	M12	2.52	M24*1.5
HSK100A	HSK100A-SFP18-160-B	18	44	83	160	49	M12	4.52	M24*1.5
HSK100A	HSK100A-SFP18-200-B	18	44	83	200	49	M12	5.80	M24*1.5
HSK100A	HSK100A-SFP20-105-B	20	44	85	105	51	M12	2.55	M24*1.5
HSK100A	HSK100A-SFP20-160-B	20	44	83	160	51	M12	4.50	M24*1.5
HSK100A	HSK100A-SFP20-200-B	20	44	83	200	51	M12	5.78	M24*1.5
HSK100A	HSK100A-SFP25-115-B	25	44	85	115	57	M16	3.09	M24*1.5
HSK100A	HSK100A-SFP25-160-B	25	44	83	160	57	M16	4.76	M24*1.5
HSK100A	HSK100A-SFP25-200-B	25	44	83	200	57	M16	6.04	M24*1.5

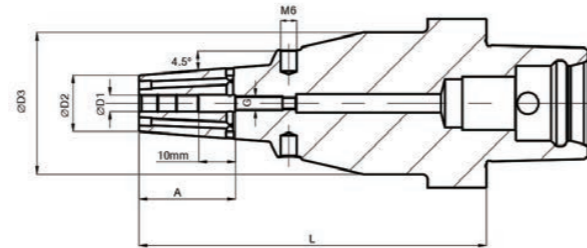
- 刀具柄部公差等级h6
- 可按要求定制其他尺寸和特殊设计
- 如需单独订购水嘴，请参照113页

- Tolerance class of tool shank: h6
- Additional sizes and special designs available on request
- Nozzle need to be ordered seperately. Please refer to P113

强力型 / SFP

# PSC63

ISO 26623



- 跳动精度 < 0.003mm
- 转速为 25,000 rpm 时，平衡质量等级达到 G2.5 或  $U_{max} < 1 \text{ g} \cdot \text{mm}$
- 带轴向长度调节
- 含调整动平衡的螺钉孔
- 含冷却喷孔，可封闭
- 可提供环喷冷却定制

- Runout < 0.003mm
- Balancing Grade: G2.5 at 25,000 rpm or  $U_{max} < 1 \text{ g} \cdot \text{mm}$
- With adjustable axial length
- Screw holes for dynamic balancing
- With cooling jet, can be closed
- Ring jet cooling can be customized

## 技术参数 | Technical parameters

单位 | Unit: mm

接口 Coupling	订货号 Ordering code	D1	D2	D3	L	A	G	重量 m (kg)
PSC63	PSC63-SFP06-65-B	6	22	-	65	36	M5	0.89
PSC63	PSC63-SFP06-130-B	6	21	53	130	36	M5	1.74
PSC63	PSC63-SFP08-65-B	8	22	-	65	36	M6	0.89
PSC63	PSC63-SFP08-130-B	8	21	53	130	36	M6	1.74
PSC63	PSC63-SFP10-65-B	10	26.5	-	65	41	M8	0.89
PSC63	PSC63-SFP10-130-B	10	24	53	130	41	M8	1.74
PSC63	PSC63-SFP12-65-B	12	26.5	-	65	46	M8	0.89
PSC63	PSC63-SFP12-130-B	12	24	53	130	46	M8	1.74
PSC63	PSC63-SFP14-70-B	14	29.5	-	70	46	M10	0.97
PSC63	PSC63-SFP16-70-B	16	29.5	-	70	49	M12	0.97
PSC63	PSC63-SFP16-130-B	16	27	53	130	49	M12	1.74
PSC63	PSC63-SFP18-70-B	18	35.5	-	70	49	M12	0.97
PSC63	PSC63-SFP20-70-B	20	35.5	-	70	51	M12	0.97
PSC63	PSC63-SFP20-130-B	20	33	53	130	51	M12	1.74
PSC63	PSC63-SFP25-80-B	25	45	51	80	57	M16	1.37
PSC63	PSC63-SFP32-80-B	32	45	51	80	61	M16	1.37

- 刀具柄部公差等级 h6
- 可按要求定制其他尺寸和特殊设计


- Tolerance class of tool shank: h6
- Additional sizes and special designs available on request

## 强力型安全锁热装刀柄

### HIGH TORQUE & SAFE LOCK

- 热装刀柄自带螺纹平衡孔，可直接装配平衡螺钉进行动平衡调整；
- HSK系列热装刀柄自带芯片孔，可直接装载芯片，无需额外费用；
- 在强力型基础上增加安全锁结构，在面对难加工材料时表现更加突出更高的金属去除率；
- 可承受更大的扭矩；
- 精度高，跳动精度 < 0.003mm；
- 面对难加工材料时金属去除率更高，延长刀具使用寿命。

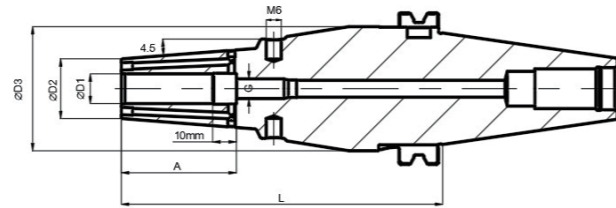
- The shrink-fit chuck has a thread balance hole, which can be directly assembled with a balance screw for dynamic balance adjustment;
- The HSK series shrink-fit chuck has a chip hole, which can be directly assembled with chips without additional costs;
- Add the safety lock structure on the basis of the high torque type, which is more prominent and higher in metal removal rate when processing difficult-to-machine materials;
- Can withstand higher torque;
- High precision, Runout < 0.003mm;
- Prolong the tool service life.



强力型安全锁 / SFPS

# SK40

DIN 69871



- 跳动精度 < 0.003mm
- 转速为25,000 rpm时，平衡质量等级达到G2.5或  $U_{max} < 1 \text{ g} \cdot \text{mm}$
- 带轴向长度调节
- 含调整动平衡的螺钉孔
- 含冷却喷嘴，可封闭
- 可提供环喷冷却定制

- Runout < 0.003mm
- Balancing Grade: G2.5 at 25,000 rpm or  $U_{max} < 1 \text{ g} \cdot \text{mm}$
- With adjustable axial length
- Screw holes for dynamic balancing
- With cooling jet, can be closed
- Ring jet cooling can be customized

技术参数 | Technical parameters

单位 | Unit: mm

接口 Coupling	订货号 Ordering code	D1	D2	D3	L	A	G	重量 m (kg)
SK40	SK40-SFPS06-65-B	6	22	-	65	40	M5	1.03
SK40	SK40-SFPS06-130-B	6	21	50	130	40	M5	1.76
SK40	SK40-SFPS06-160-B	6	21	50	160	40	M5	2.14
SK40	SK40-SFPS08-65-B	8	22	-	65	40	M6	1.03
SK40	SK40-SFPS08-130-B	8	21	50	130	40	M6	1.76
SK40	SK40-SFPS08-160-B	8	21	50	160	40	M6	2.14
SK40	SK40-SFPS10-65-B	10	26.5	-	65	45	M8	1.05
SK40	SK40-SFPS10-130-B	10	24	50	130	45	M8	1.76
SK40	SK40-SFPS10-160-B	10	24	50	160	45	M8	2.14
SK40	SK40-SFPS12-65-B	12	26.5	-	65	44	M8	1.05
SK40	SK40-SFPS12-130-B	12	24	50	130	44	M8	1.76
SK40	SK40-SFPS12-160-B	12	24	50	160	44	M8	2.14
SK40	SK40-SFPS14-65-B	14	29.5	-	65	44	M10	1.07
SK40	SK40-SFPS14-130-B	14	27	50	130	44	M10	1.78
SK40	SK40-SFPS14-160-B	14	27	50	160	44	M10	2.16
SK40	SK40-SFPS16-65-B	16	29.5	-	65	46	M12	1.07

转下页 see next page →

强力型安全锁 / SFPS

# SK40

DIN 69871

技术参数 | Technical parameters

单位 | Unit: mm

接口 Coupling	订货号 Ordering code	D1	D2	D3	L	A	G	重量 m (kg)
SK40	SK40-SFPS16-130-B	16	27	50	130	46	M12	1.78
SK40	SK40-SFPS16-160-B	16	27	50	160	46	M12	2.16
SK40	SK40-SFPS18-65-B	18	35.5	-	65	48	M12	1.10
SK40	SK40-SFPS18-130-B	18	33	50	130	48	M12	1.89
SK40	SK40-SFPS18-160-B	18	33	50	160	48	M12	2.27
SK40	SK40-SFPS20-65-B	20	35.5	-	65	48	M12	1.10
SK40	SK40-SFPS20-130-B	20	33	50	130	48	M12	1.89
SK40	SK40-SFPS20-160-B	20	33	50	160	48	M12	2.27
SK40	SK40-SFPS25-75-B	25	45.5	-	75	56	M16	1.14
SK40	SK40-SFPS25-130-B	25	44	53	130	56	M16	2.00
SK40	SK40-SFPS25-160-B	25	44	53	160	56	M16	2.38
SK40	SK40-SFPS32-80-B	32	45.5	-	80	58	M16	1.15
SK40	SK40-SFPS32-130-B	32	44	53	130	58	M16	2.00
SK40	SK40-SFPS32-160-B	32	44	53	160	58	M16	2.38

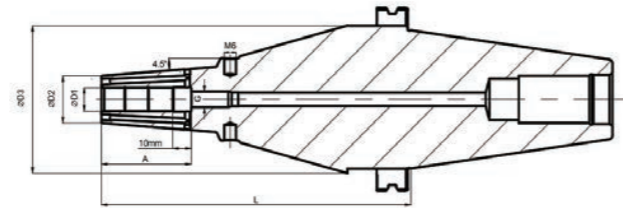
- 刀具柄部公差等级h6
- 可按要求定制其他尺寸和特殊设计

- Tolerance class of tool shank: h6
- Additional sizes and special designs available on request

强力型安全锁 / SFPS

# SK50

DIN 69871



- 跳动精度 < 0.003mm
- 转速为 25,000 rpm 时，平衡质量等级达到 G2.5 或  $U_{max} < 1 \text{ g} \cdot \text{mm}$
- 带轴向长度调节
- 含调整动平衡的螺钉孔
- 含冷却喷孔，可封闭
- 可提供环喷冷却定制

- Runout < 0.003mm
- Balancing Grade: G2.5 at 25,000 rpm or  $U_{max} < 1 \text{ g} \cdot \text{mm}$
- With adjustable axial length
- Screw holes for dynamic balancing
- With cooling jet, can be closed
- Ring jet cooling can be customized

技术参数 | Technical parameters

单位 | Unit: mm

接口 Coupling	订货号 Ordering code	D1	D2	D3	L	A	G	重量 m (kg)
SK50	SK50-SFPS06-80-B	6	21	70	80	40	M5	2.83
SK50	SK50-SFPS06-160-B	6	21	78	160	40	M5	4.87
SK50	SK50-SFPS06-200-B	6	21	78	200	40	M5	5.77
SK50	SK50-SFPS08-80-B	8	21	70	80	40	M6	2.82
SK50	SK50-SFPS08-160-B	8	21	78	160	40	M6	4.85
SK50	SK50-SFPS08-200-B	8	21	78	200	40	M6	5.75
SK50	SK50-SFPS10-80-B	10	27	55	80	45	M8	2.87
SK50	SK50-SFPS10-160-B	10	27	78	160	45	M8	4.79
SK50	SK50-SFPS10-200-B	10	27	78	200	45	M8	5.72
SK50	SK50-SFPS12-80-B	12	27	55	80	44	M8	2.86
SK50	SK50-SFPS12-160-B	12	27	78	160	44	M8	4.77
SK50	SK50-SFPS12-200-B	12	27	78	200	44	M8	5.70
SK50	SK50-SFPS14-80-B	14	33.3	-	80	44	M10	2.91
SK50	SK50-SFPS14-160-B	14	33	78	160	44	M10	4.95
SK50	SK50-SFPS14-200-B	14	33	78	200	44	M10	5.96
SK50	SK50-SFPS16-80-B	16	33.3	-	80	46	M12	2.88

转下页 see next page →

强力型安全锁 / SFPS

# SK50

DIN 69871

技术参数 | Technical parameters

单位 | Unit: mm

接口 Coupling	订货号 Ordering code	D1	D2	D3	L	A	G	重量 m (kg)
SK50	SK50-SFPS16-160-B	16	33	78	160	46	M12	4.93
SK50	SK50-SFPS16-200-B	16	33	78	200	46	M12	5.94
SK50	SK50-SFPS18-80-B	18	44.7	-	80	48	M12	3.02
SK50	SK50-SFPS18-160-B	18	44	78	160	48	M12	5.34
SK50	SK50-SFPS18-200-B	18	44	78	200	48	M12	6.52
SK50	SK50-SFPS20-80-B	20	44.7	-	80	48	M12	2.99
SK50	SK50-SFPS20-160-B	20	44	78	160	48	M12	5.32
SK50	SK50-SFPS20-200-B	20	44	78	200	48	M12	6.50
SK50	SK50-SFPS25-100-B	25	44	78	100	56	M16	3.24
SK50	SK50-SFPS25-160-B	25	44	78	160	56	M16	5.58
SK50	SK50-SFPS25-200-B	25	44	78	200	56	M16	6.76

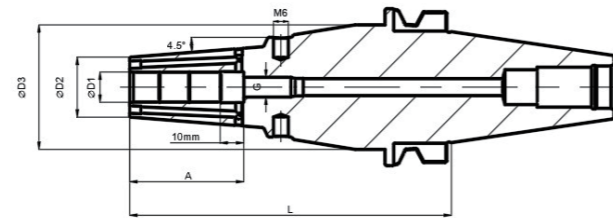
- 刀具柄部公差等级 h6
- 可按要求定制其他尺寸和特殊设计

- Tolerance class of tool shank: h6
- Additional sizes and special designs available on request

强力型安全锁 / SFPS

# BT40

JIS B6339



- 跳动精度 < 0.003mm
- 转速为25,000 rpm时，平衡质量等级达到G2.5或Umax < 1 g·mm
- 带轴向长度调节
- 含调整动平衡的螺钉孔
- 含冷却喷孔，可封闭
- 可提供环喷冷却定制

- Runout < 0.003mm
- Balancing Grade: G2.5 at 25,000 rpm or Umax < 1 g·mm
- With adjustable axial length
- Screw holes for dynamic balancing
- With cooling jet, can be closed
- Ring jet cooling can be customized

技术参数 | Technical parameters

单位 | Unit: mm

接口 Coupling	订货号 Ordering code	D1	D2	D3	L	A	G	重量 m (kg)
BT40	BT40-SFPS06-70-B	6	22	-	70	40	M5	1.12
BT40	BT40-SFPS06-130-B	6	21	50	130	40	M5	1.81
BT40	BT40-SFPS06-160-B	6	21	50	160	40	M5	2.19
BT40	BT40-SFPS08-70-B	8	22	-	70	40	M6	1.12
BT40	BT40-SFPS08-130-B	8	21	50	130	40	M6	1.79
BT40	BT40-SFPS08-160-B	8	21	50	160	40	M6	2.17
BT40	BT40-SFPS10-70-B	10	26.5	-	70	45	M8	1.14
BT40	BT40-SFPS10-130-B	10	24	50	130	45	M8	1.81
BT40	BT40-SFPS10-160-B	10	24	50	160	45	M8	2.19
BT40	BT40-SFPS12-70-B	12	26.5	-	70	44	M8	1.13
BT40	BT40-SFPS12-130-B	12	24	50	130	44	M8	1.79
BT40	BT40-SFPS12-160-B	12	24	50	160	44	M8	2.17
BT40	BT40-SFPS14-75-B	14	29.5	-	75	44	M10	1.19
BT40	BT40-SFPS14-130-B	14	27	50	130	44	M10	1.83
BT40	BT40-SFPS14-160-B	14	27	50	160	44	M10	2.23
BT40	BT40-SFPS16-75-B	16	29.5	-	75	46	M12	1.16

转下页 see next page →

强力型安全锁 / SFPS

# BT40

JIS B6339

技术参数 | Technical parameters

单位 | Unit: mm

接口 Coupling	订货号 Ordering code	D1	D2	D3	L	A	G	重量 m (kg)
BT40	BT40-SFPS16-130-B	16	27	50	130	46	M12	1.81
BT40	BT40-SFPS16-160-B	16	27	50	160	46	M12	2.21
BT40	BT40-SFPS18-75-B	18	35.5	-	75	48	M12	1.26
BT40	BT40-SFPS18-130-B	18	33	50	130	48	M12	1.94
BT40	BT40-SFPS18-160-B	18	33	50	160	48	M12	2.34
BT40	BT40-SFPS20-75-B	20	35.5	-	75	48	M12	1.23
BT40	BT40-SFPS20-130-B	20	33	50	130	48	M12	1.92
BT40	BT40-SFPS20-160-B	20	33	50	160	48	M12	2.32
BT40	BT40-SFPS25-85-B	25	45.5	-	85	56	M16	1.56
BT40	BT40-SFPS32-85-B	32	45.5	-	85	58	M16	1.40

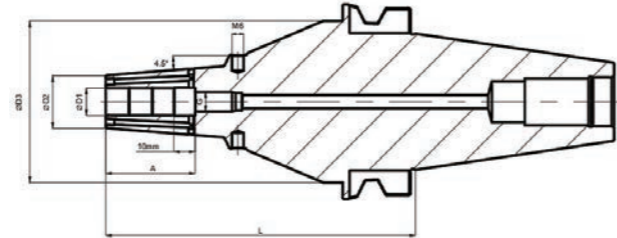
- 刀具柄部公差等级h6
- 可按要求定制其他尺寸和特殊设计

- Tolerance class of tool shank: h6
- Additional sizes and special designs available on request

强力型安全锁 / SFPS

# BT50

JIS B6339



- 跳动精度 < 0.003mm
- 转速为25,000 rpm时，平衡质量等级达到G2.5或U<sub>max</sub> < 1 g·mm
- 带轴向长度调节
- 含调整动平衡的螺钉孔
- 含冷却喷嘴，可封闭
- 可提供环喷冷却定制

- Runout < 0.003mm
- Balancing Grade: G2.5 at 25,000 rpm or U<sub>max</sub> < 1 g·mm
- With adjustable axial length
- Screw holes for dynamic balancing
- With cooling jet, can be closed
- Ring jet cooling can be customized

技术参数 | Technical parameters

单位 | Unit: mm

接口 Coupling	订货号 Ordering code	D1	D2	D3	L	A	G	重量 m (kg)
BT50	BT50-SFPS06-100-B	6	21	70	100	40	M5	3.84
BT50	BT50-SFPS06-160-B	6	21	83	160	40	M5	5.58
BT50	BT50-SFPS06-200-B	6	21	83	200	40	M5	6.56
BT50	BT50-SFPS08-100-B	8	21	70	100	40	M6	3.83
BT50	BT50-SFPS08-160-B	8	21	83	160	40	M6	5.57
BT50	BT50-SFPS08-200-B	8	21	83	200	40	M6	6.55
BT50	BT50-SFPS10-100-B	10	27	55	100	45	M8	3.89
BT50	BT50-SFPS10-160-B	10	27	83	160	45	M8	5.46
BT50	BT50-SFPS10-200-B	10	27	83	200	45	M8	6.47
BT50	BT50-SFPS12-100-B	12	27	55	100	44	M8	3.87
BT50	BT50-SFPS12-160-B	12	27	83	160	44	M8	5.45
BT50	BT50-SFPS12-200-B	12	27	83	200	44	M8	6.46
BT50	BT50-SFPS14-100-B	14	33.3	-	100	44	M10	3.92
BT50	BT50-SFPS14-160-B	14	33	83	160	44	M10	5.58
BT50	BT50-SFPS14-200-B	14	33	83	200	44	M10	6.68
BT50	BT50-SFPS16-100-B	16	33.3	-	100	46	M12	3.90

转下页 see next page →

强力型安全锁 / SFPS

# BT50

JIS B6339

技术参数 | Technical parameters

单位 | Unit: mm

接口 Coupling	订货号 Ordering code	D1	D2	D3	L	A	G	重量 m (kg)
BT50	BT50-SFPS16-160-B	16	33	83	160	46	M12	5.55
BT50	BT50-SFPS16-200-B	16	33	83	200	46	M12	6.65
BT50	BT50-SFPS18-100-B	18	44.7	-	100	48	M12	4.04
BT50	BT50-SFPS18-160-B	18	44	83	160	48	M12	5.89
BT50	BT50-SFPS18-200-B	18	44	83	200	48	M12	7.16
BT50	BT50-SFPS20-100-B	20	44.7	-	100	48	M12	4.01
BT50	BT50-SFPS20-160-B	20	44	83	160	48	M12	5.87
BT50	BT50-SFPS20-200-B	20	44	83	200	48	M12	7.14
BT50	BT50-SFPS25-100-B	25	44.7	-	100	56	M16	4.26
BT50	BT50-SFPS25-160-B	25	44	83	160	56	M16	6.13
BT50	BT50-SFPS25-200-B	25	44	83	200	56	M16	7.40

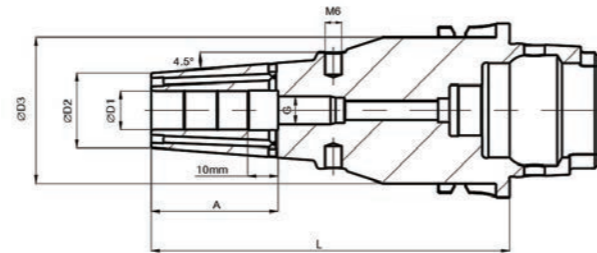
- 刀具柄部公差等级h6
- 可按要求定制其他尺寸和特殊设计

- Tolerance class of tool shank: h6
- Additional sizes and special designs available on request

强力型安全锁 / SFPS

# HSK63A

DIN 69893



- 跳动精度 < 0.003mm
- 转速为 25,000 rpm 时，平衡质量等级达到 G2.5 或  $U_{max} < 1 g \cdot mm$
- 带轴向长度调节
- 含调整平衡的螺钉孔
- 含冷却喷孔，可封闭
- 可提供环喷冷却定制

- Runout < 0.003mm
- Balancing Grade: G2.5 at 25,000 rpm or  $U_{max} < 1 g \cdot mm$
- With adjustable axial length
- Screw holes for dynamic balancing
- With cooling jet, can be closed
- Ring jet cooling can be customized

技术参数 | Technical parameters

单位 | Unit: mm

接口 Coupling	订货号 Ordering code	D1	D2	D3	L	A	G	重量 m (kg)	水嘴 Nozzle
HSK63A	HSK63A-SFPS06-70-B	6	22	-	70	40	M5	0.78	M18*1
HSK63A	HSK63A-SFPS06-120-B	6	21	53	120	40	M5	1.39	M18*1
HSK63A	HSK63A-SFPS06-130-B	6	21	53	130	40	M5	1.56	M18*1
HSK63A	HSK63A-SFPS06-160-B	6	21	53	160	40	M5	1.96	M18*1
HSK63A	HSK63A-SFPS08-70-B	8	22	-	70	40	M6	0.78	M18*1
HSK63A	HSK63A-SFPS08-120-B	8	21	53	120	40	M6	1.38	M18*1
HSK63A	HSK63A-SFPS08-130-B	8	21	53	130	40	M6	1.55	M18*1
HSK63A	HSK63A-SFPS08-160-B	8	21	53	160	40	M6	1.95	M18*1
HSK63A	HSK63A-SFPS10-70-B	10	26.5	-	70	45	M8	0.81	M18*1
HSK63A	HSK63A-SFPS10-120-B	10	24	53	120	45	M8	1.38	M18*1
HSK63A	HSK63A-SFPS10-130-B	10	24	53	130	45	M8	1.55	M18*1
HSK63A	HSK63A-SFPS10-160-B	10	24	53	160	45	M8	1.96	M18*1
HSK63A	HSK63A-SFPS12-70-B	12	26.5	-	70	44	M8	0.80	M18*1
HSK63A	HSK63A-SFPS12-120-B	12	24	53	120	44	M8	1.36	M18*1
HSK63A	HSK63A-SFPS12-130-B	12	24	53	130	44	M8	1.53	M18*1
HSK63A	HSK63A-SFPS12-160-B	12	24	53	160	44	M8	1.94	M18*1

转下页 see next page →

强力型安全锁 / SFPS

# HSK63A

DIN 69893

技术参数 | Technical parameters

单位 | Unit: mm

接口 Coupling	订货号 Ordering code	D1	D2	D3	L	A	G	重量 m (kg)	水嘴 Nozzle
HSK63A	HSK63A-SFPS14-70-B	14	29.5	-	70	44	M10	0.86	M18*1
HSK63A	HSK63A-SFPS14-120-B	14	27	53	120	44	M10	1.39	M18*1
HSK63A	HSK63A-SFPS14-130-B	14	27	53	130	44	M10	1.56	M18*1
HSK63A	HSK63A-SFPS14-160-B	14	27	53	160	44	M10	1.99	M18*1
HSK63A	HSK63A-SFPS16-75-B	16	29.5	-	75	46	M12	0.84	M18*1
HSK63A	HSK63A-SFPS16-120-B	16	27	53	120	46	M12	1.36	M18*1
HSK63A	HSK63A-SFPS16-130-B	16	27	53	130	46	M12	1.53	M18*1
HSK63A	HSK63A-SFPS16-160-B	16	27	53	160	46	M12	1.96	M18*1
HSK63A	HSK63A-SFPS18-75-B	18	35.5	-	75	48	M12	0.94	M18*1
HSK63A	HSK63A-SFPS18-120-B	18	33	53	120	48	M12	1.51	M18*1
HSK63A	HSK63A-SFPS18-130-B	18	33	53	130	48	M12	1.68	M18*1
HSK63A	HSK63A-SFPS18-160-B	18	33	53	160	48	M12	2.11	M18*1
HSK63A	HSK63A-SFPS20-75-B	20	35.5	-	75	48	M12	0.92	M18*1
HSK63A	HSK63A-SFPS20-120-B	20	33	53	120	48	M12	1.48	M18*1
HSK63A	HSK63A-SFPS20-130-B	20	33	53	130	48	M12	1.65	M18*1
HSK63A	HSK63A-SFPS20-160-B	20	33	53	160	48	M12	2.08	M18*1
HSK63A	HSK63A-SFPS25-85-B	25	45	51	85	56	M16	1.27	M18*1
HSK63A	HSK63A-SFPS25-120-B	25	44	53	120	56	M16	1.81	M18*1
HSK63A	HSK63A-SFPS25-130-B	25	44	53	130	56	M16	1.98	M18*1
HSK63A	HSK63A-SFPS25-160-B	25	44	53	160	56	M16	2.49	M18*1
HSK63A	HSK63A-SFPS32-85-B	32	45	51	85	58	M16	1.10	M18*1
HSK63A	HSK63A-SFPS32-120-B	32	44	53	120	58	M16	1.65	M18*1
HSK63A	HSK63A-SFPS32-130-B	32	44	53	130	58	M16	1.82	M18*1
HSK63A	HSK63A-SFPS32-160-B	32	44	53	160	58	M16	2.33	M18*1

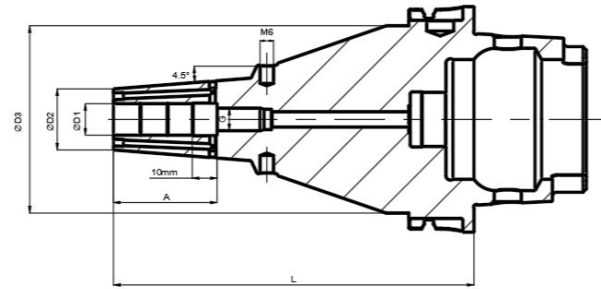
- 刀具柄部公差等级 h6
- 可按要求定制其他尺寸和特殊设计
- 如需单独订购水嘴，请参照 113 页

- Tolerance class of tool shank: h6
- Additional sizes and special designs available on request
- Nozzle need to be ordered separately. Please refer to P113

强力型安全锁 / SFPS

# HSK100A

DIN 69893



- 跳动精度 < 0.003mm
- 转速为 25,000 rpm 时，平衡质量等级达到 G2.5 或  $U_{max} < 1 \text{ g} \cdot \text{mm}$
- 带轴向长度调节
- 含调整动平衡的螺钉孔
- 含冷却喷嘴，可封闭
- 可提供环喷冷却定制

- Runout < 0.003mm
- Balancing Grade: G2.5 at 25,000 rpm or  $U_{max} < 1 \text{ g} \cdot \text{mm}$
- With adjustable axial length
- Screw holes for dynamic balancing
- With cooling jet, can be closed
- Ring jet cooling can be customized

技术参数 | Technical parameters

单位 | Unit: mm

接口 Coupling	订货号 Ordering code	D1	D2	D3	L	A	G	重量 m (kg)	水嘴 Nozzle
HSK100A	HSK100A-SFPS06-85-B	6	21	60	85	40	M5	2.18	M24*1.5
HSK100A	HSK100A-SFPS06-160-B	6	21	83	160	40	M5	4.15	M24*1.5
HSK100A	HSK100A-SFPS06-200-B	6	21	83	200	40	M5	5.13	M24*1.5
HSK100A	HSK100A-SFPS08-85-B	8	21	60	85	40	M6	2.18	M24*1.5
HSK100A	HSK100A-SFPS08-160-B	8	21	83	160	40	M6	4.14	M24*1.5
HSK100A	HSK100A-SFPS08-200-B	8	21	83	200	40	M6	5.12	M24*1.5
HSK100A	HSK100A-SFPS10-90-B	10	27	53	90	45	M8	2.23	M24*1.5
HSK100A	HSK100A-SFPS10-160-B	10	27	83	160	45	M8	4.04	M24*1.5
HSK100A	HSK100A-SFPS10-200-B	10	27	83	200	45	M8	5.05	M24*1.5
HSK100A	HSK100A-SFPS12-95-B	12	27	73	95	44	M8	2.28	M24*1.5
HSK100A	HSK100A-SFPS12-160-B	12	27	83	160	44	M8	4.02	M24*1.5
HSK100A	HSK100A-SFPS12-200-B	12	27	83	200	44	M8	5.03	M24*1.5
HSK100A	HSK100A-SFPS14-95-B	14	33	60	95	44	M10	2.33	M24*1.5
HSK100A	HSK100A-SFPS14-160-B	14	33	83	160	44	M10	4.17	M24*1.5
HSK100A	HSK100A-SFPS14-200-B	14	33	83	200	44	M10	5.27	M24*1.5
HSK100A	HSK100A-SFPS16-100-B	16	33	78	100	46	M12	2.56	M24*1.5

转下页 see next page →

强力型安全锁 / SFPS

# HSK100A

DIN 69893

技术参数 | Technical parameters

单位 | Unit: mm

接口 Coupling	订货号 Ordering code	D1	D2	D3	L	A	G	重量 m (kg)	水嘴 Nozzle
HSK100A	HSK100A-SFPS16-160-B	16	33	83	160	46	M12	4.14	M24*1.5
HSK100A	HSK100A-SFPS16-200-B	16	33	83	200	46	M12	5.24	M24*1.5
HSK100A	HSK100A-SFPS18-100-B	18	44	76	100	48	M12	2.52	M24*1.5
HSK100A	HSK100A-SFPS18-160-B	18	44	83	160	48	M12	4.52	M24*1.5
HSK100A	HSK100A-SFPS18-200-B	18	44	83	200	48	M12	5.80	M24*1.5
HSK100A	HSK100A-SFPS20-105-B	20	44	85	105	48	M12	2.55	M24*1.5
HSK100A	HSK100A-SFPS20-160-B	20	44	83	160	48	M12	4.50	M24*1.5
HSK100A	HSK100A-SFPS20-200-B	20	44	83	200	48	M12	5.78	M24*1.5
HSK100A	HSK100A-SFPS25-115-B	25	44	85	115	56	M16	3.09	M24*1.5
HSK100A	HSK100A-SFPS25-160-B	25	44	83	160	56	M16	4.76	M24*1.5
HSK100A	HSK100A-SFPS25-200-B	25	44	83	200	56	M16	6.04	M24*1.5

- 刀具柄部公差等级 h6
- 可按要求定制其他尺寸和特殊设计
- 如需单独订购水嘴，请参照 113 页

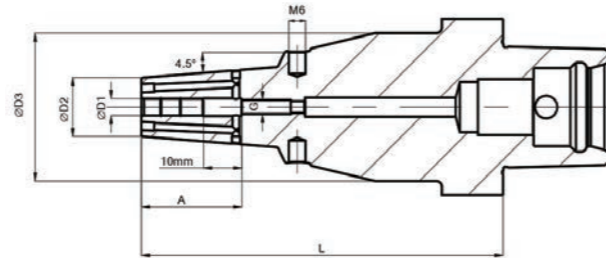
- Tolerance class of tool shank: h6
- Additional sizes and special designs available on request
- Nozzle need to be ordered separately. Please refer to P113



强力型安全锁 / SFPS

# PSC63

ISO 26623



- 跳动精度 < 0.003mm
- 转速为 25,000 rpm 时，平衡质量等级达到 G2.5 或  $U_{max} < 1 \text{ g} \cdot \text{mm}$
- 带轴向长度调节
- 含调整动平衡的螺钉孔
- 含冷却喷孔，可封闭
- 可提供环喷冷却定制

- Runout < 0.003mm
- Balancing Grade: G2.5 at 25,000 rpm or  $U_{max} < 1 \text{ g} \cdot \text{mm}$
- With adjustable axial length
- Screw holes for dynamic balancing
- With cooling jet, can be closed
- Ring jet cooling can be customized

技术参数 | Technical parameters

单位 | Unit: mm

接口 Coupling	订货号 Ordering code	D1	D2	D3	L	A	G	重量 m (kg)
PSC63	PSC63-SFPS10-130-B	10	24	53	130	45	M8	1.74
PSC63	PSC63-SFPS12-65-B	12	26.5	-	65	44	M8	0.89
PSC63	PSC63-SFPS12-130-B	12	24	53	130	44	M8	1.74
PSC63	PSC63-SFPS16-70-B	16	29.5	-	70	46	M12	0.97
PSC63	PSC63-SFPS16-130-B	16	27	53	130	46	M12	1.74
PSC63	PSC63-SFPS20-70-B	20	35.5	-	70	48	M12	0.97
PSC63	PSC63-SFPS20-130-B	20	33	53	130	48	M12	1.74
PSC63	PSC63-SFPS25-80-B	25	45	51	80	56	M16	1.37
PSC63	PSC63-SFPS32-80-B	32	45	51	80	58	M16	1.37

- 刀具柄部公差等级 h6
- 可按要求定制其他尺寸和特殊设计

- Tolerance class of tool shank: h6
- Additional sizes and special designs available on request

## 模具型热装刀柄

### MOLD & DIE

- 热装刀柄自带螺纹平衡孔，可直接装配平衡螺钉进行动平衡调整；
- HSK系列热装刀柄自带芯片孔，可直接装载芯片，无需额外费用；
- 适用高速切削，深腔加工；
- 低振动；
- 精度高，跳动精度 < 0.003mm；
- 细长外形，良好的避让尺寸。

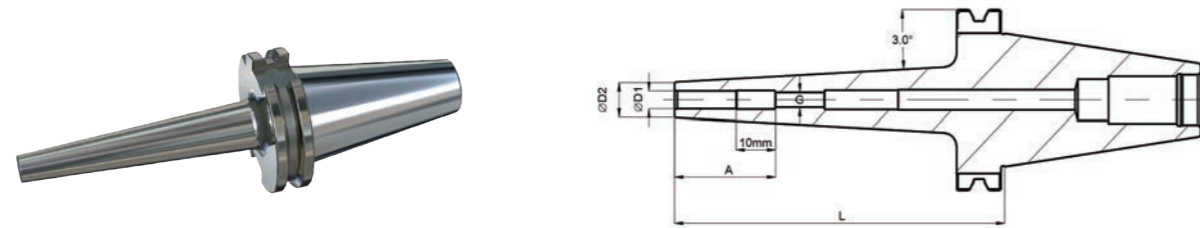
- The shrink-fit chuck has a thread balance hole, which can be directly assembled with a balance screw for dynamic balance adjustment;
- The HSK series shrink-fit chuck has a chip hole, which can be directly assembled with chips without additional costs;
- Suitable for high-speed cutting and deep cavity processing;
- Low vibration;
- High precision, Runout < 0.003mm;
- Slender shape, good avoidance size.



模具型 / SFW

# SK40

DIN 69871



- 跳动精度 < 0.003mm
- 转速为 25,000 rpm 时，平衡质量等级达到 G2.5 或  $U_{max} < 1 \text{ g} \cdot \text{mm}$
- 带轴向长度调节

- Runout < 0.003mm
- Balancing Grade: G2.5 at 25,000 rpm or  $U_{max} < 1 \text{ g} \cdot \text{mm}$
- With adjustable axial length

技术参数 | Technical parameters

单位 | Unit: mm

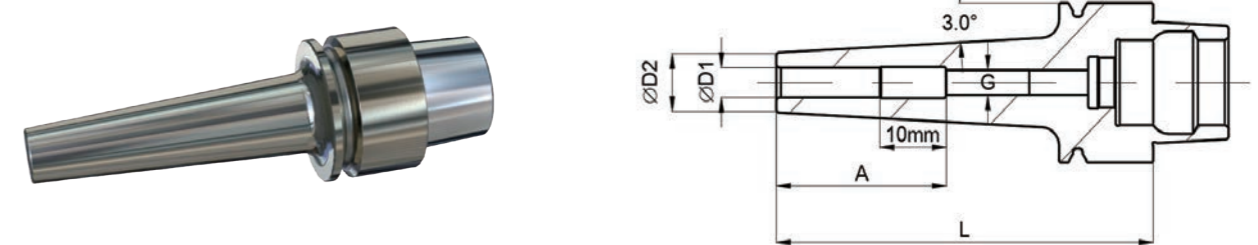
接口 Coupling	订货号 Ordering code	D1	D2	L	A	G	重量 m (kg)
SK40	SK40-SFW03-120-B	3	9	120	10	-	0.93
SK40	SK40-SFW04-120-B	4	10	120	12	-	0.95
SK40	SK40-SFW06-120-B	6	12	120	22	M5	0.97
SK40	SK40-SFW08-120-B	8	14	120	26	M6	1.01
SK40	SK40-SFW10-120-B	10	16	120	41	M8	1.01
SK40	SK40-SFW12-120-B	12	18	120	46	M8	1.1
SK40	SK40-SFW16-120-B	16	22	120	49	M12	1.25

- 无平衡螺钉
- 刀具柄部公差等级 h6
- 可按要求定制其他尺寸和特殊设计
- Without balance screw
- Tolerance class of tool shank: h6
- Additional sizes and special designs available on request

模具型 / SFW

# HSK32E

DIN 69893



- 跳动精度 < 0.003mm
- 转速为 25,000 rpm 时，平衡质量等级达到 G2.5 或  $U_{max} < 1 \text{ g} \cdot \text{mm}$
- 带轴向长度调节

- Runout < 0.003mm
- Balancing Grade: G2.5 at 25,000 rpm or  $U_{max} < 1 \text{ g} \cdot \text{mm}$
- With adjustable axial length

技术参数 | Technical parameters

单位 | Unit: mm

接口 Coupling	订货号 Ordering code	D1	D2	L	A	G	重量 m (kg)	水嘴 Nozzle
HSK32E	HSK32E-SFW03-60-B	3	9	60	10	-	0.14	M10*1
HSK32E	HSK32E-SFW03-80-B	3	9	80	10	-	0.16	M10*1
HSK32E	HSK32E-SFW04-60-B	4	10	60	12	-	0.14	M10*1
HSK32E	HSK32E-SFW04-80-B	4	10	80	12	-	0.16	M10*1
HSK32E	HSK32E-SFW06-60-B	6	12	60	22	M5	0.16	M10*1
HSK32E	HSK32E-SFW06-80-B	6	12	80	22	M5	0.19	M10*1
HSK32E	HSK32E-SFW08-60-B	8	14	60	26	M6	0.16	M10*1
HSK32E	HSK32E-SFW08-80-B	8	14	80	26	M6	0.19	M10*1
HSK32E	HSK32E-SFW10-60-B	10	16	60	41	M8	0.20	M10*1
HSK32E	HSK32E-SFW10-80-B	10	16	80	41	M8	0.22	M10*1
HSK32E	HSK32E-SFW12-60-B	12	18	60	46	M8	0.20	M10*1
HSK32E	HSK32E-SFW12-80-B	12	18	80	46	M8	0.22	M10*1

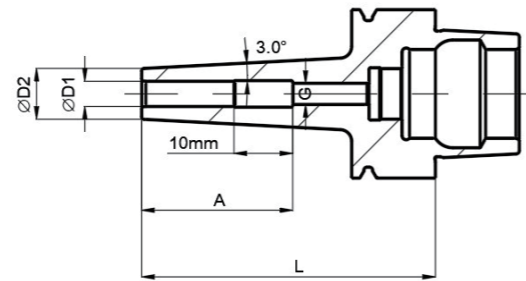

- 无平衡螺钉
- 刀具柄部公差等级 h6
- 可按要求定制其他尺寸和特殊设计
- 如需单独订购水嘴，请参照 113 页

- Without balance screw
- Tolerance class of tool shank: h6
- Additional sizes and special designs available on request
- Nozzle need to be ordered separately. Please refer to P113

模具型 / SFW

# HSK40E

DIN 69893



- 跳动精度 < 0.003mm
- 转速为 25,000 rpm 时，平衡质量等级达到 G2.5 或  $U_{max} < 1 \text{ g} \cdot \text{mm}$
- 带轴向长度调节

- Runout < 0.003mm
- Balancing Grade: G2.5 at 25,000 rpm or  $U_{max} < 1 \text{ g} \cdot \text{mm}$
- With adjustable axial length

技术参数 | Technical parameters

单位 | Unit: mm

接口 Coupling	订货号 Ordering code	D1	D2	L	A	G	重量 m (kg)	水嘴 Nozzle
HSK40E	HSK40E-SFW03-60-B	3	9	60	10	-	0.21	M12*1
HSK40E	HSK40E-SFW03-70-B	3	9	70	10	-	0.22	M12*1
HSK40E	HSK40E-SFW03-80-B	3	9	80	10	-	0.23	M12*1
HSK40E	HSK40E-SFW04-60-B	4	10	60	12	-	0.21	M12*1
HSK40E	HSK40E-SFW04-70-B	4	10	70	12	-	0.22	M12*1
HSK40E	HSK40E-SFW04-80-B	4	10	80	12	-	0.23	M12*1
HSK40E	HSK40E-SFW06-60-B	6	12	60	22	M5	0.23	M12*1
HSK40E	HSK40E-SFW06-70-B	6	12	70	22	M5	0.25	M12*1
HSK40E	HSK40E-SFW06-80-B	6	12	80	22	M5	0.26	M12*1
HSK40E	HSK40E-SFW08-60-B	8	14	60	26	M6	0.23	M12*1
HSK40E	HSK40E-SFW08-70-B	8	14	70	26	M6	0.25	M12*1
HSK40E	HSK40E-SFW08-80-B	8	14	80	26	M6	0.26	M12*1
HSK40E	HSK40E-SFW10-60-B	10	16	60	41	M8	0.26	M12*1
HSK40E	HSK40E-SFW10-70-B	10	16	70	41	M8	0.28	M12*1
HSK40E	HSK40E-SFW10-80-B	10	16	80	41	M8	0.29	M12*1
HSK40E	HSK40E-SFW12-60-B	12	18	60	46	M8	0.28	M12*1
HSK40E	HSK40E-SFW12-70-B	12	18	70	46	M8	0.30	M12*1
HSK40E	HSK40E-SFW12-80-B	12	18	80	46	M8	0.31	M12*1

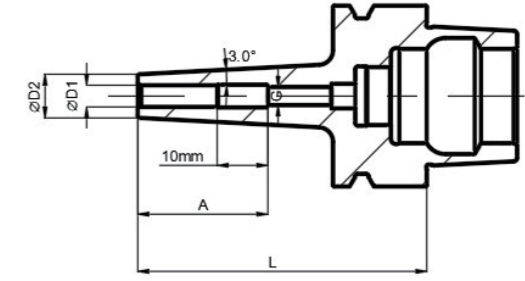

- 无平衡螺钉
- 刀具柄部公差等级 h6
- 可按要求定制其他尺寸和特殊设计
- 如需单独订购水嘴，请参照 113 页

- Without balance screw
- Tolerance class of tool shank: h6
- Additional sizes and special designs available on request
- Nozzle need to be ordered separately. Please refer to P113

模具型 / SFW

# HSK50E

DIN 69893



- 跳动精度 < 0.003mm
- 转速为 25,000 rpm 时，平衡质量等级达到 G2.5 或  $U_{max} < 1 \text{ g} \cdot \text{mm}$
- 带轴向长度调节

- Runout < 0.003mm
- Balancing Grade: G2.5 at 25,000 rpm or  $U_{max} < 1 \text{ g} \cdot \text{mm}$
- With adjustable axial length

技术参数 | Technical parameters

单位 | Unit: mm

接口 Coupling	订货号 Ordering code	D1	D2	L	A	G	重量 m (kg)	水嘴 Nozzle
HSK50E	HSK50E-SFW03-70-B	3	9	70	10	-	0.43	M16*1
HSK50E	HSK50E-SFW03-80-B	3	9	80	10	-	0.44	M16*1
HSK50E	HSK50E-SFW04-70-B	4	10	70	12	-	0.43	M16*1
HSK50E	HSK50E-SFW04-80-B	4	10	80	12	-	0.44	M16*1
HSK50E	HSK50E-SFW06-70-B	6	12	70	22	M5	0.46	M16*1
HSK50E	HSK50E-SFW06-80-B	6	12	80	22	M5	0.47	M16*1
HSK50E	HSK50E-SFW06-100-B	6	12	100	22	M5	0.50	M16*1
HSK50E	HSK50E-SFW08-70-B	8	14	70	26	M6	0.49	M16*1
HSK50E	HSK50E-SFW08-80-B	8	14	80	26	M6	0.50	M16*1
HSK50E	HSK50E-SFW08-100-B	8	14	100	26	M6	0.53	M16*1
HSK50E	HSK50E-SFW10-70-B	10	16	70	41	M8	0.51	M16*1
HSK50E	HSK50E-SFW10-80-B	10	16	80	41	M8	0.52	M16*1
HSK50E	HSK50E-SFW10-100-B	10	16	100	41	M8	0.55	M16*1
HSK50E	HSK50E-SFW12-70-B	12	18	70	46	M8	0.53	M16*1
HSK50E	HSK50E-SFW12-80-B	12	18	80	46	M8	0.54	M16*1
HSK50E	HSK50E-SFW12-100-B	12	18	100	46	M8	0.57	M16*1

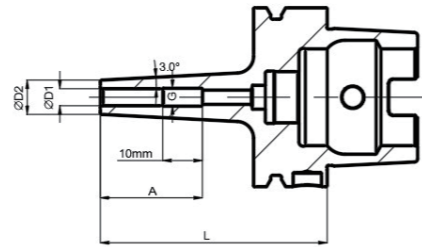

- 无平衡螺钉
- 刀具柄部公差等级 h6
- 可按要求定制其他尺寸和特殊设计
- 如需单独订购水嘴，请参照 113 页

- Without balance screw
- Tolerance class of tool shank: h6
- Additional sizes and special designs available on request
- Nozzle need to be ordered separately. Please refer to P113

模具型 / SFW

# HSK63A

DIN 69893



- 跳动精度 < 0.003mm
- 转速为 25,000 rpm 时，平衡质量等级达到 G2.5 或  $U_{max} < 1 \text{ g} \cdot \text{mm}$
- 带轴向长度调节

- Runout < 0.003mm
- Balancing Grade: G2.5 at 25,000 rpm or  $U_{max} < 1 \text{ g} \cdot \text{mm}$
- With adjustable axial length

### 技术参数 | Technical parameters

单位 | Unit: mm

接口 Coupling	订货号 Ordering code	D1	D2	L	A	G	重量 m (kg)	水嘴 Nozzle
HSK63A	HSK63A-SFW03-120-B	3	9	120	10	-	0.73	M18*1
HSK63A	HSK63A-SFW04-120-B	4	10	120	12	-	0.75	M18*1
HSK63A	HSK63A-SFW06-120-B	6	12	120	22	M5	0.78	M18*1
HSK63A	HSK63A-SFW08-120-B	8	14	120	26	M6	0.81	M18*1
HSK63A	HSK63A-SFW10-120-B	10	16	120	41	M8	0.85	M18*1
HSK63A	HSK63A-SFW12-120-B	12	18	120	46	M8	0.88	M18*1
HSK63A	HSK63A-SFW16-120-B	16	22	120	49	M12	1.01	M18*1

- 无平衡螺钉
- 刀具柄部公差等级 h6
- 可按要求定制其他尺寸和特殊设计
- 如需单独订购水嘴，请参照 113 页

- Without balance screw
- Tolerance class of tool shank: h6
- Additional sizes and special designs available on request
- Nozzle need to be ordered separately. Please refer to P113

## 强力模具型热装刀柄

## HIGH TORQUE MOLD & DIE

- 热装刀柄自带螺纹平衡孔，可直接装配平衡螺钉进行动平衡调整；
- HSK 系列热装刀柄自带芯片孔，可直接装载芯片，无需额外费用；
- 更强的刚性和抗震性能；
- 高速下的高进度轻切削；
- 精度高，跳动精度 < 0.003mm。

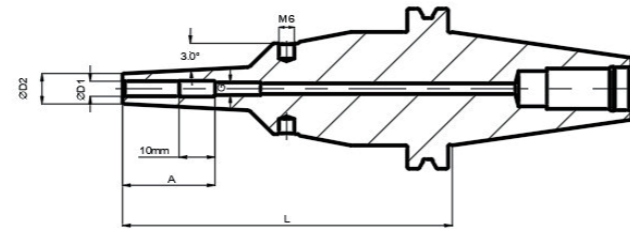
- The shrink-fit chuck has a thread balance hole, which can be directly assembled with a balance screw for dynamic balance adjustment;
- The HSK series shrink-fit chuck has a chip hole, which can be directly assembled with chips without additional costs;
- Stronger rigidity and seismic performance;
- High progress & light cutting at high speed;
- High precision, Runout < 0.003mm.



强力模具型 / SFPW

# SK40

DIN 69871



- 跳动精度 < 0.003mm
- 转速为 25,000 rpm 时，平衡质量等级达到 G2.5 或  $U_{max} < 1 \text{ g} \cdot \text{mm}$
- 带轴向长度调节
- 带平衡螺钉孔

- Runout < 0.003mm
- Balancing Grade: G2.5 at 25,000 rpm or  $U_{max} < 1 \text{ g} \cdot \text{mm}$
- With adjustable axial length
- Screw holes for dynamic balancing

技术参数 | Technical parameters

单位 | Unit: mm

接口 Coupling	订货号 Ordering code	D1	D2	L	A	G	重量 m (kg)
SK40	SK40-SFPW03-130-B	3	9	130	10	-	1.43
SK40	SK40-SFPW03-160-B	3	9	160	10	-	1.48
SK40	SK40-SFPW03-200-B	3	9	200	10	-	1.94
SK40	SK40-SFPW04-130-B	4	10	130	12	-	1.43
SK40	SK40-SFPW04-160-B	4	10	160	12	-	1.48
SK40	SK40-SFPW04-200-B	4	10	200	12	-	1.94
SK40	SK40-SFPW06-130-B	6	12	130	22	M5	1.47
SK40	SK40-SFPW06-160-B	6	12	160	22	M5	1.52
SK40	SK40-SFPW06-200-B	6	12	200	22	M5	1.98
SK40	SK40-SFPW08-130-B	8	14	130	26	M6	1.47
SK40	SK40-SFPW08-160-B	8	14	160	26	M6	1.52
SK40	SK40-SFPW08-200-B	8	14	200	26	M6	1.98
SK40	SK40-SFPW10-130-B	10	16	130	41	M8	1.50
SK40	SK40-SFPW10-160-B	10	16	160	41	M8	1.55
SK40	SK40-SFPW10-200-B	10	16	200	41	M8	2.01

转下页 see next page →

强力模具型 / SFPW

# SK40

DIN 69871

技术参数 | Technical parameters

单位 | Unit: mm

接口 Coupling	订货号 Ordering code	D1	D2	L	A	G	重量 m (kg)
SK40	SK40-SFPW12-130-B	12	18	130	46	M8	1.50
SK40	SK40-SFPW12-160-B	12	18	160	46	M8	1.55
SK40	SK40-SFPW12-200-B	12	18	200	46	M8	2.01
SK40	SK40-SFPW16-130-B	16	24	130	49	M12	1.76
SK40	SK40-SFPW16-160-B	16	24	160	49	M12	1.81
SK40	SK40-SFPW16-200-B	16	24	200	49	M12	2.27

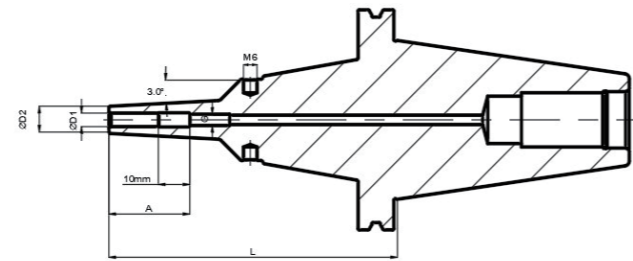
- 刀具柄部公差等级 h6
- 可按要求定制其他尺寸和特殊设计

- Tolerance class of tool shank: h6
- Additional sizes and special designs available on request

强力模具型 / SFPW

# SK50

DIN 69871



- 跳动精度 < 0.003mm
- 转速为 25,000 rpm 时，平衡质量等级达到 G2.5 或  $U_{max} < 1 \text{ g} \cdot \text{mm}$
- 带轴向长度调节
- 带平衡螺钉孔

- Runout < 0.003mm
- Balancing Grade: G2.5 at 25,000 rpm or  $U_{max} < 1 \text{ g} \cdot \text{mm}$
- With adjustable axial length
- Screw holes for dynamic balancing

技术参数 | Technical parameters

单位 | Unit: mm

接口 Coupling	订货号 Ordering code	D1	D2	L	A	G	重量 m (kg)
SK50	SK50-SFPW06-130-B	6	12	130	22	M5	3.35
SK50	SK50-SFPW06-160-B	6	12	160	22	M5	3.41
SK50	SK50-SFPW06-200-B	6	12	200	22	M5	3.95
SK50	SK50-SFPW08-130-B	8	14	130	26	M6	3.32
SK50	SK50-SFPW08-160-B	8	14	160	26	M6	3.39
SK50	SK50-SFPW08-200-B	8	14	200	26	M6	3.93

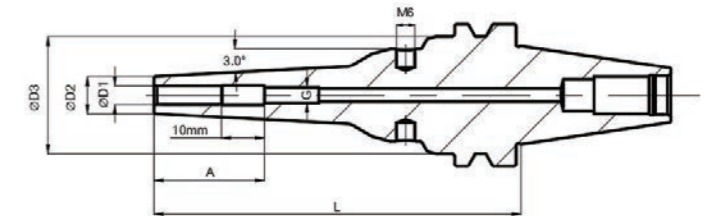
- 刀具柄部公差等级 h6
- 可按要求定制其他尺寸和特殊设计

- Tolerance class of tool shank: h6
- Additional sizes and special designs available on request

强力模具型 / SFPW

# BT30

JIS B6339



- 跳动精度 < 0.003mm
- 转速为 25,000 rpm 时，平衡质量等级达到 G2.5 或  $U_{max} < 1 \text{ g} \cdot \text{mm}$
- 带轴向长度调节
- 带平衡螺钉孔

- Runout < 0.003mm
- Balancing Grade: G2.5 at 25,000 rpm or  $U_{max} < 1 \text{ g} \cdot \text{mm}$
- With adjustable axial length
- Screw holes for dynamic balancing

技术参数 | Technical parameters

单位 | Unit: mm

接口 Coupling	订货号 Ordering code	D1	D2	L	A	G	重量 m (kg)
BT30	BT30-SFPW03-75-B	3	9	75	10	-	0.45
BT30	BT30-SFPW03-95-B	3	6	95	10	-	0.60
BT30	BT30-SFPW03-120-B	3	6	120	10	-	0.62
BT30	BT30-SFPW04-75-B	4	10	75	12	-	0.46
BT30	BT30-SFPW04-95-B	4	7	95	12	-	0.61
BT30	BT30-SFPW04-120-B	4	7	120	12	-	0.63
BT30	BT30-SFPW06-75-B	6	12	75	22	M5	0.48
BT30	BT30-SFPW06-95-B	6	9	95	22	M5	0.63
BT30	BT30-SFPW06-120-B	6	9	120	22	M5	0.65
BT30	BT30-SFPW08-75-B	8	14	75	26	M6	0.47
BT30	BT30-SFPW10-75-B	10	16	75	41	M8	0.47
BT30	BT30-SFPW12-75-B	12	18	75	46	M8	0.46

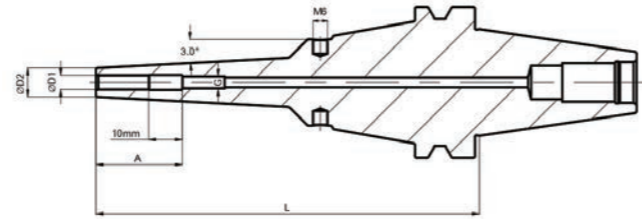
- 刀具柄部公差等级 h6
- 可按要求定制其他尺寸和特殊设计

- Tolerance class of tool shank: h6
- Additional sizes and special designs available on request

强力模具型 / SFPW

# BT40

JIS B6339



- 跳动精度 < 0.003mm
- 转速为25,000 rpm时，平衡质量等级达到G2.5或U<sub>max</sub> < 1 g·mm
- 带轴向长度调节
- 带平衡螺钉孔

- Runout < 0.003mm
- Balancing Grade: G2.5 at 25,000 rpm or U<sub>max</sub> < 1 g·mm
- With adjustable axial length
- Screw holes for dynamic balancing

技术参数 | Technical parameters

单位 | Unit: mm

接口 Coupling	订货号 Ordering code	D1	D2	L	A	G	重量 m (kg)
BT40	BT40-SFPW03-130-B	3	9	130	10	-	1.54
BT40	BT40-SFPW03-160-B	3	9	160	10	-	1.59
BT40	BT40-SFPW03-200-B	3	9	200	10	-	2.06
BT40	BT40-SFPW04-130-B	4	10	130	12	-	1.56
BT40	BT40-SFPW04-160-B	4	10	160	12	-	1.61
BT40	BT40-SFPW04-200-B	4	10	200	12	-	2.08
BT40	BT40-SFPW06-130-B	6	12	130	22	M5	1.59
BT40	BT40-SFPW06-160-B	6	12	160	22	M5	1.64
BT40	BT40-SFPW06-200-B	6	12	200	22	M5	2.11
BT40	BT40-SFPW08-130-B	8	14	130	26	M6	1.62
BT40	BT40-SFPW08-160-B	8	14	160	26	M6	1.67
BT40	BT40-SFPW08-200-B	8	14	200	26	M6	2.14
BT40	BT40-SFPW10-130-B	10	16	130	41	M8	1.62
BT40	BT40-SFPW10-160-B	10	16	160	41	M8	1.67
BT40	BT40-SFPW10-200-B	10	16	200	41	M8	2.14

转下页 see next page →

强力模具型 / SFPW

# BT40

JIS B6339

技术参数 | Technical parameters

单位 | Unit: mm

接口 Coupling	订货号 Ordering code	D1	D2	L	A	G	重量 m (kg)
BT40	BT40-SFPW12-130-B	12	18	130	46	M8	1.65
BT40	BT40-SFPW12-160-B	12	18	160	46	M8	1.71
BT40	BT40-SFPW12-200-B	12	18	200	46	M8	2.17
BT40	BT40-SFPW16-130-B	16	24	130	49	M12	1.61
BT40	BT40-SFPW16-160-B	16	24	160	49	M12	1.79
BT40	BT40-SFPW16-200-B	16	24	200	49	M12	2.25

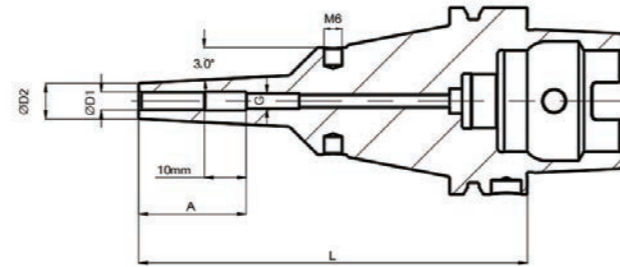
- 刀具柄部公差等级h6
- 可按要求定制其他尺寸和特殊设计

- Tolerance class of tool shank: h6
- Additional sizes and special designs available on request

强力模具型 / SFPW

# HSK63A

DIN 69893



- 跳动精度 < 0.003mm
- 转速为 25,000 rpm 时，平衡质量等级达到 G2.5 或  $U_{max} < 1 \text{ g} \cdot \text{mm}$
- 带轴向长度调节
- 带动平衡螺钉孔

- Runout < 0.003mm
- Balancing Grade: G2.5 at 25,000 rpm or  $U_{max} < 1 \text{ g} \cdot \text{mm}$
- With adjustable axial length
- Screw holes for dynamic balancing

技术参数 | Technical parameters

单位 | Unit: mm

接口 Coupling	订货号 Ordering code	D1	D2	L	A	G	重量 m (kg)	水嘴 Nozzle
HSK63A	HSK63A-SFPW03-130-B	3	9	130	10	-	1.18	M18*1
HSK63A	HSK63A-SFPW03-160-B	3	9	160	10	-	1.26	M18*1
HSK63A	HSK63A-SFPW03-200-B	3	9	200	10	-	1.73	M18*1
HSK63A	HSK63A-SFPW04-130-B	4	10	130	12	-	1.16	M18*1
HSK63A	HSK63A-SFPW04-160-B	4	10	160	12	-	1.24	M18*1
HSK63A	HSK63A-SFPW04-200-B	4	10	200	12	-	1.75	M18*1
HSK63A	HSK63A-SFPW06-130-B	6	12	130	22	M5	1.21	M18*1
HSK63A	HSK63A-SFPW06-160-B	6	12	160	22	M5	1.31	M18*1
HSK63A	HSK63A-SFPW06-200-B	6	12	200	22	M5	1.79	M18*1
HSK63A	HSK63A-SFPW08-130-B	8	14	130	26	M6	1.23	M18*1
HSK63A	HSK63A-SFPW08-160-B	8	14	160	26	M6	1.33	M18*1
HSK63A	HSK63A-SFPW08-200-B	8	14	200	26	M6	1.81	M18*1
HSK63A	HSK63A-SFPW10-130-B	10	16	130	41	M8	1.25	M18*1
HSK63A	HSK63A-SFPW10-160-B	10	16	160	41	M8	1.37	M18*1
HSK63A	HSK63A-SFPW10-200-B	10	16	200	41	M8	1.83	M18*1

转下页 see next page →

强力模具型 / SFPW

# HSK63A

DIN 69893

技术参数 | Technical parameters

单位 | Unit: mm

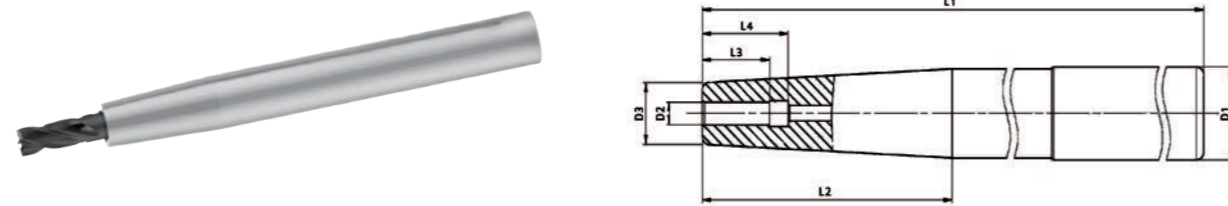
接口 Coupling	订货号 Ordering code	D1	D2	L	A	G	重量 m (kg)	水嘴 Nozzle
HSK63A	HSK63A-SFPW12-130-B	12	18	130	46	M8	1.27	M18*1
HSK63A	HSK63A-SFPW12-160-B	12	18	160	46	M8	1.39	M18*1
HSK63A	HSK63A-SFPW12-200-B	12	18	200	46	M8	1.85	M18*1
HSK63A	HSK63A-SFPW16-130-B	16	24	130	49	M12	1.38	M18*1
HSK63A	HSK63A-SFPW16-160-B	16	24	160	49	M12	1.57	M18*1
HSK63A	HSK63A-SFPW16-200-B	16	24	200	49	M12	2.10	M18*1

- 刀具柄部公差等级 h6
- 可按要求定制其他尺寸和特殊设计
- 如需单独订购水嘴，请参照 P113 页

- Tolerance class of tool shank: h6
- Additional sizes and special designs available on request
- Nozzle need to be ordered separately. Please refer to P113

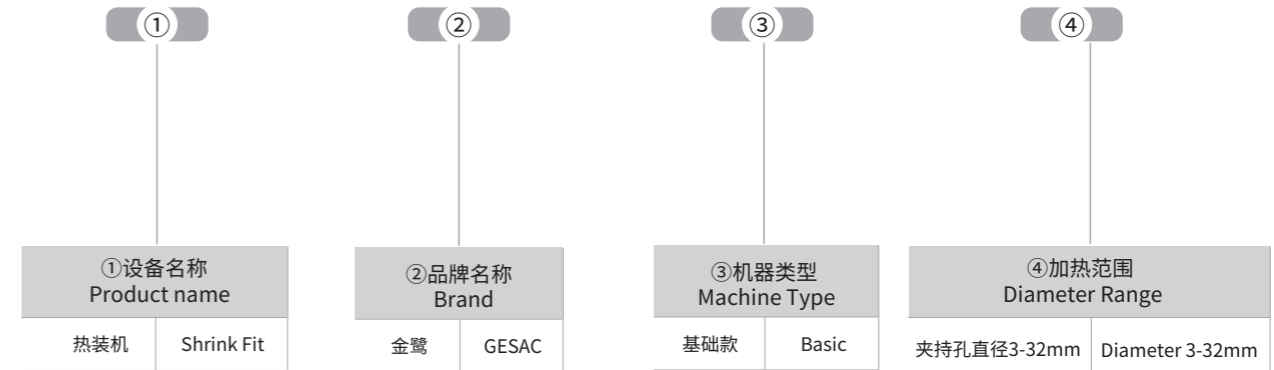


热装延长杆/Shrink Fit Extension



命名方式  
Naming And Coding Rules

**SF      GE00      BS      0332**



技术参数 | Technical parameters

单位 | Unit: mm

订货号 Ordering code	D1	D2	D3	L1	L2	L3	L4
C12-SF03-160-B	12	3	8	160	33.4	9	-
C12-SF04-160-B	12	4	8	160	33.4	12	-
C16-SF03-160-B	16	3	10	160	52.5	9	-
C16-SF04-160-B	16	4	10	160	52.5	12	-
C16-SF05-160-B	16	5	10	160	52.5	15	-
C16-SF06-160-B	16	6	10	160	52.5	20	36
C20-SF05-160-B	20	5	14	160	52.5	15	-
C20-SF06-160-B	20	6	14	160	52.5	20	36
C20-SF08-160-B	20	8	14	160	52.5	26	36
C25-SF08-160-B	25	8	20	160	42.9	26	36
C25-SF10-160-B	25	10	20	160	42.9	32	42
C25-SF12-160-B	25	12	20	160	42.9	37	47
C32-SF10-160-B	32	10	27	160	42.9	32	42
C32-SF12-160-B	32	12	27	160	42.9	37	47
C32-SF16-160-B	32	16	27	160	42.9	40	50
C32-SF20-160-B	32	20	27	160	42.9	42	52

热装机 Shrink Fit



- 配合热装刀柄使用，用于刀具的装夹及更换
- 针对所有刀具的标准热缩设备

- Used with shrink chuck for clamping and replacement of tools
- Standard shrinking equipment for all tools

技术参数 | Technical parameters

单位 | Unit: mm

热装机   Shrink Fit	
主电源 Mains Voltage	3*380V 25A 15Kw
刀具 Tools	钨钢和高速钢 solid carbide and HSS
刀具直径 Tool Diameter	Φ3-Φ32mm
尺寸 (长×宽×高) Dimensions (L×W×H)	500*580*1000mm
重量 Weight	40kg
附件 Accessories	含一个支撑座，一个支撑盘 (可选)，四个止动盘 Contains one support base, one support disc (optional), four stop discs
订货号 Ordering code	SFGE00BS0332
支撑盘 Support disc	订货号 Ordering code
BT40 / SK40	SF-CGB40-B
HSK63	SF-CGH63-B


配件清单 List of parts

水嘴 | Nozzle  
为HSK刀柄提供内部冷却液供给 | Provide internal coolant supply for HSK chucks



订货号 Ordering code	适用 Apply	D1	L1	L2	G
HSK32-CPA-B	HSK32	6	5.5	26	M10X1
HSK40-CPA-B	HSK40	8	7.5	29	M12X1
HSK50-CPA-B	HSK50	10	9.5	33	M16X1
HSK63-CPA-B	HSK63	12	11.5	36.5	M18X1
HSK80-CPA-B	HSK80	14	13.5	38.5	M20X1.5
HSK100-CPA-B	HSK100	16	15	43.5	M24X1.5

水嘴扳手 | Nozzle key



订货号 Ordering code	适用 Apply	D	D2	L
T-HSK32-B	HSK32	6	9	107
T-HSK40-B	HSK40	8	11	111
T-HSK50-B	HSK50	10	15	120
T-HSK63-B	HSK63	12	17	122
T-HSK80-B	HSK80	14	18.5	126
T-HSK100-B	HSK100	16	22	141

配件清单 List of parts

过水顶丝 | Back up screw  
装刀长度调节顶丝，带通孔 | Length-adjusting screw with through hole



订货号 Ordering code	种类 Type	描述 Description
GSDS01-B	M5	M5*18
GSDS02-B	M6	M6*20
GSDS03-B	M8	M8*1*20
GSDS04-B	M10	M10*1*20
GSDS05-B	M12	M12*1*20
GSDS06-B	M16	M16*1*20

BORING TOOLS



镗刀

BORING TOOLS

# C 镗刀 - 目录

## BORING TOOLS CONTENTS

设计特点 Design Features — C06

命名方式 Naming And Coding Rules — C08

粗镗刀BRA系列 BRA Series — C09

BRA-CC系列	BRA-CC Series	C10
BRA-CC系列滑块式刀夹	BRA-CC Series Sliding Cartridge	C11
BRA-TC系列	BRA-TC Series	C13
BRA-TC系列滑块式刀夹	BRA-TC Series Sliding Cartridge	C14
BRA-SC系列	BRA-SC Series	C16
BRA-SC系列滑块式刀夹	BRA-SC Series Sliding Cartridge	C17
BRA系列刀座	BRA Series Adaptor	C19

粗镗刀BRB系列 BRB Series — C20

BRB-CC-S系列	BRB-CC-S Serie	C21
BRB-CC-S系列刀夹	BRB-CC-S Series Cartridge	C23
BRB-TC-S系列	BRB-TC-S Series	C24
BRB-TC-S系列刀夹	BRB-TC-S Series Cartridge	C26
BRB-SC-S系列	BRB-SC-S Series	C27
BRB-SC-S系列刀夹	BRB-SC-S Series Cartridge	C29
BRB-CN-D系列	BRB-CN-D Series	C30
BRB-CN-D系列刀夹	BRB-CN-D Series Cartridge	C33
BRB-SN-D系列	BRB-SN-D Series	C34
BRB-SN-D系列刀夹	BRB-SN-D Series Cartridge	C36
BRB-CN-P系列	BRB-CN-P Series	C37
BRB-CN-P系列刀夹	BRB-CN-P Series Cartridge	C40
BRB-SN-P系列	BRB-SN-P Series	C41
BRB-SN-P系列刀夹	BRB-SN-P Series Cartridge	C43
BRB系列桥架式刀座	BRB Series Brigde Adaptor	C44
BRB系列滑块	BRB Series Slide	C46

精镗刀BFA系列 BFA Series — C47

BFA-TC系列	BFA-TC Series	C48
BFA-TC系列刀座	BFA-TC Series Adaptor	C52
BFA-TC系列刀夹	BFA-TC Series Cartridge	C53
BFB-TC系列配重滑块	BFA-TC Series Extended Washer Assembly	C54

精镗刀BFB系列 BFB Series — C55

BFB-TC系列	BFB-TC Series	C56
BFB-TC系列滑块	BFB-TC Series Slide	C58
BFB-TC系列配重滑块	BFB-TC Series Slide(CW)	C59
BFB-TC系列精镗刀座	BFB-TC Series Adaptor	C60
BFB-TC系列配重块	BFB-TC Series Counter-Weight	C61



# C 镗刀 - 目录

BORING TOOLS CONTENTS

## 精镗刀BFC系列 BFC Series — C62

BFC-TC系列	BFC-TC Series	C63
BFC-TC系列精镗刀座	BFC-TC Series Adaptor	C64
BFC-TC系列刀夹	BFC-TC Series Cartridge	C65

## 接口简图 Coupling Diagram — C66

芯轴接口	Arbor	C66
CKB接口	CK	C66


## BFC系列镗杆 Boring Bar BFC Series — C67

命名方式	Naming And Coding Rules	C68
BFC-TC系列镗杆	Boring Bar BFC-TC Series	C69

## 镗刀转接柄 Boring Tool Adaptor Holder — C70

命名方式	Naming And Coding Rules	C71
CK基础柄 HSK系列	CK Connection With HSK Adaptor	C72
CK基础柄 BT系列	CK Connection With BT Adaptor	C74
CK基础柄 SK系列	CK Connection With SK Adaptor	C76
CK接口等径延长杆	Extension With CK Adaptor	C78
CK接口缩径杆	Reduction With CK Adaptor	C79
芯轴基础柄 BT系列	Arbor Connection With BT Adaptor	C81
芯轴基础柄 SK系列	Arbor Connection With SK Adaptor	C83
芯轴基础柄 HSK系列	Arbor Connection With HSK Adaptor	C85
转接柄	Transfer Adaptor	C86
刀具扩展组装示意图	Extended Tools Assembly View	C87

# 设计特点 Design Features



高精度冷却液出水孔，使冷却液位置与刀尖随动，冷却液可直达刃口  
High precision coolant outlet hole makes the coolant position follow up with the tool tip reach the cutting edge directly

### 您的收益

- 冷却液直达刃口，提高刀片使用寿命，降低生产成本；
- 精准冷却可以使铁屑有效排出，避免刮伤工件，提高工件表面光洁度，减少因光度不佳导致的返修成本。

### Benefit

- The coolant goes directly to the edge to improve the service life of the insert and reduce the production cost;
- Accurate cooling can make the effective discharge of iron filings, avoid scratching the workpiece, improve the surface finish of the workpiece and reduce the repair cost caused by poor brightness.



粗镗刀体可以通过互换滑块实现阶梯功能，A系列粗镗刀体轴向落差0.4mm，B系列粗镗刀体轴向调整范围1.5mm


Rough boring tools can achieve the step function by exchanging sliders. The axial adjustment range of series is 0.4mm and that of B Series is 1.5mm

### 您的收益

- 对于单边切削量大的工件，减少走刀次数，提高生产效率，降低制造成本；
- 无需为单边切削量大的工件准备多种刀具，降低刀具采购成本。

### Benefit

- For workpieces with large amount of unilateral cutting, the cutting times are reduced to improve production efficiency and reduce manufacturing cost;
- No need to prepare a variety of tools for workpieces with large amount of unilateral cutting, so as to reduce the tool procurement cost.



粗镗刀体B系列与精镗刀体B系列选用通装航空铝底座，通过选配不同滑块和刀夹实现粗精镗之间互换使用

The rough boring tools B series and the fine boring tools B series adopt the universal aviation aluminum base, and the interchangeability between rough and fine boring is realized by matching different sliders and cartridges

### 您的收益

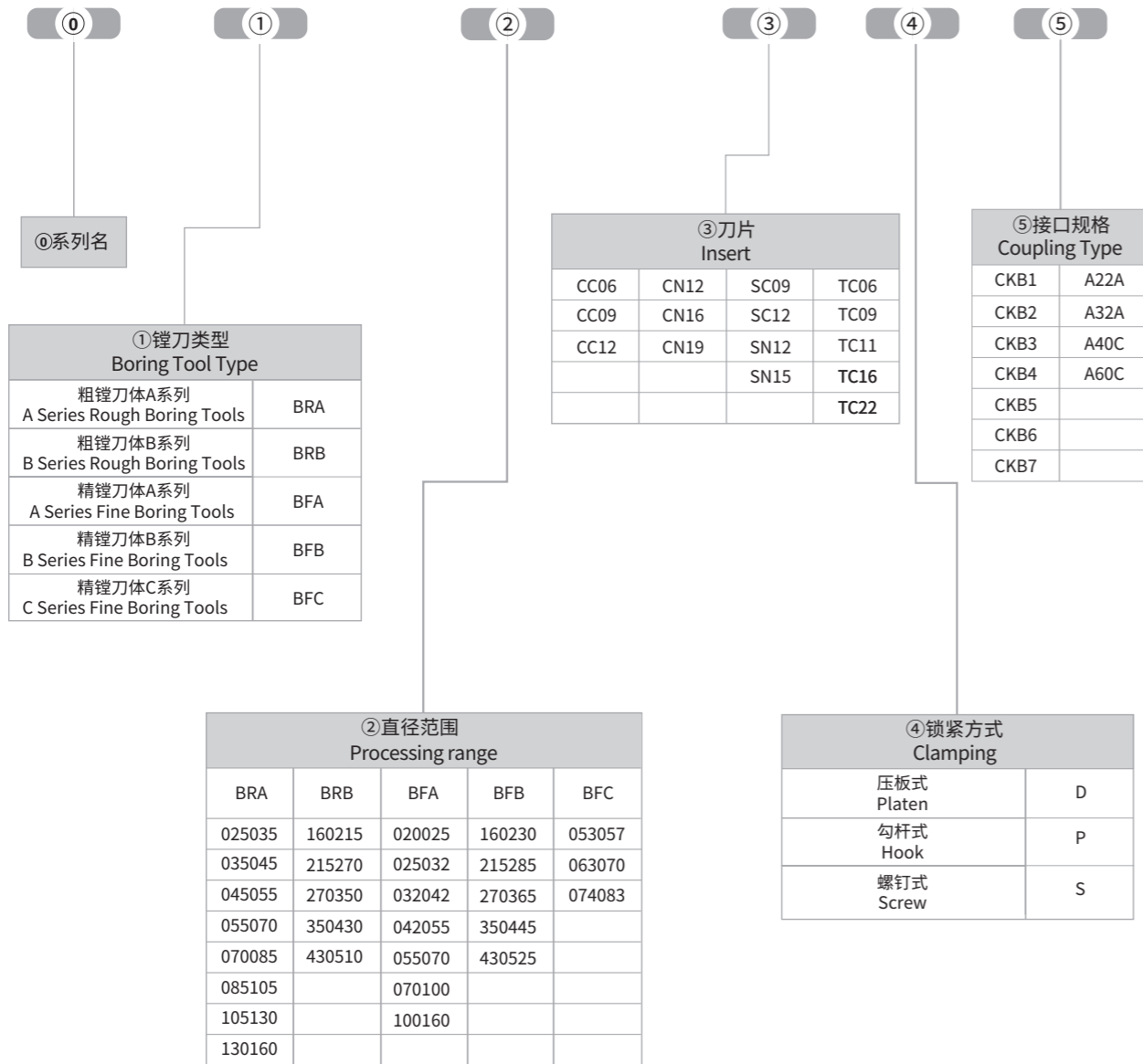
- 通过选用粗精镗对应的滑块及刀夹实现粗精镗切换，降低大直径镗削刀具采购成本。

### Benefit


- The conversion of rough and fine boring is realized by selecting the corresponding sliders and cartridges, that reduces the purchase cost of large-diameter boring tool.

命名方式  
Naming And Coding Rules

# GBT BRA 070085 CC12 S A32A



## 粗镗刀BRA系列 | BRA SERIES



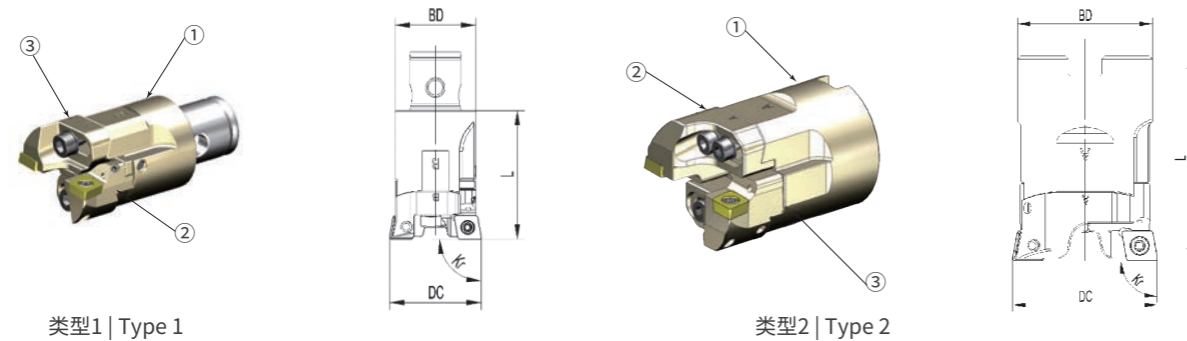
- 适用于Φ25-Φ160mm的孔径加工；
- 加工孔径公差±0.05mm；
- 合金钢刀体配合特殊表面处理提高了刀体刚性及耐磨性；
- 滑块式刀夹装载ISO刀片，市场通用性好。

- Apply to Φ 25- Φ 160mm aperture machining;
- Machining aperture tolerance ± 0.05mm;
- Alloy steel tool body with special surface treatment improves the rigidity and wear resistance;
- The sliding cartridge equipped with ISO inserts is with good market versatility.



BRA-CC系列

# BRA-CC SERIES



- 内冷却液供应
- CCMT CCGT CCGX CCET CCMW
- 刀片仅做示意

- Internal coolant supply
- CCMT CCGT CCGX CCET CCMW
- The insert is for illustration only

BRA-CC系列滑块式刀夹

# BRA-CC SERIES SLIDING CARTRIDGE



- CCMT,CCGT,CCGX,CCET,CCMW
- 刀片仅做示意

- CCMT,CCGT,CCGX,CCET,CCMW
- The insert is for illustration only

技术参数 | Technical parameters

单位 | Unit: mm

订货号 Ordering code	镗削范围   Boring Range(DC)			尺寸   Dimension				刀片 Insert	接口   Coupling	
	Min.	Max.	Adj.	L	BD	Kr	KG		Form	Type
GBT-BRA-025035-CC06-S-CKB2	25	35	5	35	22	90	0.1	CCMT 060204	CKB2	1
GBT-BRA-035045-CC09-S-CKB3	35	45	5	40	31	90	0.22	CCMT 09T308	CKB3	1
GBT-BRA-045055-CC09-S-A22A	45	55	5	65	42	90	0.47	CCMT 09T308	ARB-22A	2
GBT-BRA-055070-CC12-S-A22A	55	70	7.5	68	42	90	0.64	CCMT 120408	ARB-22A	2
GBT-BRA-070085-CC12-S-A32A	70	85	7.5	78	63	90	1.25	CCMT 120408	ARB-32A	2
GBT-BRA-085105-CC12-S-A32A	85	105	10	78	63	90	1.6	CCMT 120408	ARB-32A	2
GBT-BRA-105130-CC12-S-A32A	105	130	12.5	78	63	90	2.13	CCMT 120408	ARB-32A	2
GBT-BRA-130160-CC12-S-A32A	130	160	15	78	63	90	2.67	CCMT 120408	ARB-32A	2

备件 | Accessory

产品型号 Product ID	①	②	③				
	刀座 Adaptor	滑块式刀夹A Sliding Cartridge A	滑块式刀夹B Sliding Cartridge B	刀片螺钉扳手 Key(Insert)	刀垫螺钉扳手 Key(Shim)	锁紧螺钉扳手 Key(Screw)	调整螺钉扳手 Key(Adj.)
GBT-BRA-025035-CC06-S-CKB2	GBT-BPRA-CKB2-025024	GBT-BPRA-SL-CC06-S-OA	GBT-BPRA-SL-CC06-S-OB	242.070.35-GBT	-	241.025.56-GBT	241.013.40-GBT
GBT-BRA-035045-CC09-S-CKB3	GBT-BPRA-CKB3-035026	GBT-BPRA-SL-CC09-S-PA	GBT-BPRA-SL-CC09-S-PB	248.150.10-GBT	-	241.030.63-GBT	246.015.60-GBT
GBT-BRA-045055-CC09-S-A22A	GBT-BPRA-A22A-045046	GBT-BPRA-SL-CC09-S-QA	GBT-BPRA-SL-CC09-S-QB	248.150.10-GBT	-	241.030.63-GBT	246.015.60-GBT
GBT-BRA-055070-CC12-S-A22A	GBT-BPRA-A22A-055046	GBT-BPRA-SL-CC12-S-RA	GBT-BPRA-SL-CC12-S-RB	248.150.10-GBT	-	241.040.70-GBT	246.020.60-GBT
GBT-BRA-070085-CC12-S-A32A	GBT-BPRA-A32A-070056	GBT-BPRA-SL-CC12-S-SA	GBT-BPRA-SL-CC12-S-SB	248.150.10-GBT	241.040.70-GBT	241.050.80-GBT	246.025.60-GBT
GBT-BRA-085105-CC12-S-A32A	GBT-BPRA-A32A-085056	GBT-BPRA-SL-CC12-S-TA	GBT-BPRA-SL-CC12-S-TB	248.150.10-GBT	241.040.70-GBT	241.060.90-GBT	246.030.60-GBT
GBT-BRA-105130-CC12-S-A32A	GBT-BPRA-A32A-105056	GBT-BPRA-SL-CC12-S-UA	GBT-BPRA-SL-CC12-S-UB	248.150.10-GBT	241.040.70-GBT	241.060.90-GBT	246.030.60-GBT
GBT-BRA-130160-CC12-S-A32A	GBT-BPRA-A32A-130056	GBT-BPRA-SL-CC12-S-VA	GBT-BPRA-SL-CC12-S-VB	248.150.10-GBT	241.040.70-GBT	241.060.90-GBT	246.030.60-GBT

可单独订购备件，按需询价。  
关于BRA系列刀座请参阅C·19

The spare parts can be ordered separately. Please inquire on demand.  
Please refer to C·19 for BRA series Adaptor

技术参数 | Technical parameters

单位 | Unit: mm

订货号   Ordering code	直径范围   Fitting Range	刀片   Insert	夹紧方式   Clamping
GBT-BPRA-SL-CC06-S-OA	25-35	CCMT 060204	S
GBT-BPRA-SL-CC06-S-OB	25-35	CCMT 060204	S
GBT-BPRA-SL-CC09-S-PA	35-45	CCMT 09T308	S
GBT-BPRA-SL-CC09-S-PB	35-45	CCMT 09T308	S
GBT-BPRA-SL-CC09-S-QA	45-55	CCMT 09T308	S
GBT-BPRA-SL-CC09-S-QB	45-55	CCMT 09T308	S
GBT-BPRA-SL-CC12-S-RA	55-70	CCMT 120408	S
GBT-BPRA-SL-CC12-S-RB	55-70	CCMT 120408	S
GBT-BPRA-SL-CC12-S-SA	70-85	CCMT 120408	S
GBT-BPRA-SL-CC12-S-SB	70-85	CCMT 120408	S
GBT-BPRA-SL-CC12-S-TA	85-105	CCMT 120408	S
GBT-BPRA-SL-CC12-S-TB	85-105	CCMT 120408	S
GBT-BPRA-SL-CC12-S-UA	105-130	CCMT 120408	S
GBT-BPRA-SL-CC12-S-UB	105-130	CCMT 120408	S
GBT-BPRA-SL-CC12-S-VA	130-160	CCMT 120408	S
GBT-BPRA-SL-CC12-S-VB	130-160	CCMT 120408	S

转下页 see next page →

BRA-CC系列滑块式刀夹

# BRA-CC SERIES SLIDING CARTRIDGE

技术参数 | Technical parameters

单位 | Unit: mm

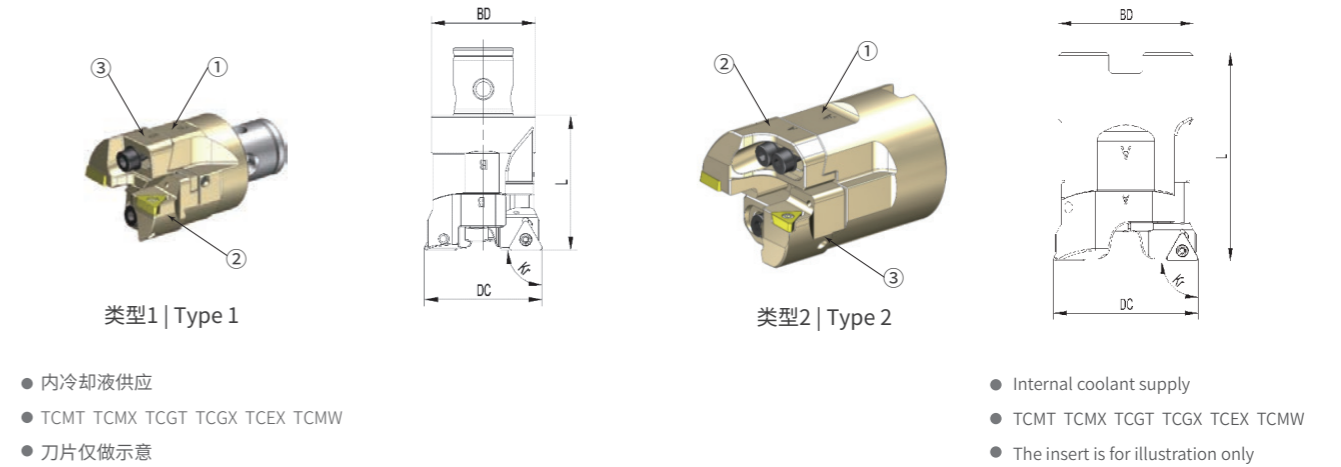
产品型号 Product ID	备件   Accessory					单独订购   Purchase Separately		
	① 刀片螺钉 Screw(Insert)	② 刀垫 Shim	③ 刀垫螺钉 Screw(Shim)	④ 弹性销 Cotter	⑤ 调整螺钉 Screw(Adj.)	 刀片螺钉扳手 Key(Insert)	 刀垫螺钉扳手 Key(Shim)	 调整螺钉扳手 Key(Adj.)
GBT-BPRA-SL-CC06-S-OA	SFS-2565-GBT	-	-	179.015.08-GBT	-	242.070.35-GBT	-	-
GBT-BPRA-SL-CC06-S-OB	SFS-2565-GBT	-	-	179.015.08-GBT	-	242.070.35-GBT	-	-
GBT-BPRA-SL-CC09-S-PA	SFS 3581-GBT	-	-	179.025.08-GBT	-	248.150.10-GBT	-	-
GBT-BPRA-SL-CC09-S-PB	SFS 3581-GBT	-	-	179.025.08-GBT	-	248.150.10-GBT	-	-
GBT-BPRA-SL-CC09-S-QA	SFS 3581-GBT	-	-	-	253.030.10-GBT	248.150.10-GBT	-	246.015.60-GBT
GBT-BPRA-SL-CC09-S-QB	SFS 3581-GBT	-	-	-	253.030.10-GBT	248.150.10-GBT	-	246.015.60-GBT
GBT-BPRA-SL-CC12-S-RA	ILD 4011-A-GBT	-	-	-	253.040.12-GBT	248.150.10-GBT	-	246.020.60-GBT
GBT-BPRA-SL-CC12-S-RB	ILD 4011-A-GBT	-	-	-	253.040.12-GBT	248.150.10-GBT	-	246.020.60-GBT
GBT-BPRA-SL-CC12-S-SA	ILD 4014-GBT	322.232.02-GBT	512.090.03-GBT	-	253.050.12-GBT	248.150.10-GBT	241.040.70-GBT	246.025.60-GBT
GBT-BPRA-SL-CC12-S-SB	ILD 4014-GBT	322.232.02-GBT	512.090.03-GBT	-	253.050.12-GBT	248.150.10-GBT	241.040.70-GBT	246.025.60-GBT
GBT-BPRA-SL-CC12-S-TA	ILD 4014-GBT	322.232.02-GBT	512.090.03-GBT	-	253.060.16-GBT	248.150.10-GBT	241.040.70-GBT	246.030.60-GBT
GBT-BPRA-SL-CC12-S-TB	ILD 4014-GBT	322.232.02-GBT	512.090.03-GBT	-	253.060.16-GBT	248.150.10-GBT	241.040.70-GBT	246.030.60-GBT
GBT-BPRA-SL-CC12-S-UA	ILD 4014-GBT	322.232.02-GBT	512.090.03-GBT	179.060.16-GBT	-	248.150.10-GBT	241.040.70-GBT	-
GBT-BPRA-SL-CC12-S-UB	ILD 4014-GBT	322.232.02-GBT	512.090.03-GBT	179.060.16-GBT	-	248.150.10-GBT	241.040.70-GBT	-
GBT-BPRA-SL-CC12-S-VA	ILD 4014-GBT	322.232.02-GBT	512.090.03-GBT	179.060.16-GBT	-	248.150.10-GBT	241.040.70-GBT	-
GBT-BPRA-SL-CC12-S-VB	ILD 4014-GBT	322.232.02-GBT	512.090.03-GBT	179.060.16-GBT	-	248.150.10-GBT	241.040.70-GBT	-

可单独订购备件，按需询价。

The spare parts can be ordered separately. Please inquire on demand.

BRA-TC系列

# BRA-TC SERIES



技术参数 | Technical parameters

单位 | Unit: mm

订货号 Ordering code	镗削范围   Boring Range(DC)			尺寸   Dimension				刀片 Insert	接口   Coupling	
	Min.	Max.	Adj.	L	BD	Kr	KG		Form	Type
GBT-BRA-035045-TC11-S-CKB3	35	45	5	40	31	90	0.22	TCMT 110308	CKB3	1
GBT-BRA-045055-TC11-S-A22A	45	55	5	65	42	90	0.47	TCMT 110308	A22A	2
GBT-BRA-055070-TC16-S-A22A	55	70	7.5	68	42	90	0.64	TCMT 16T308	A22A	2
GBT-BRA-070085-TC16-S-A32A	70	85	7.5	78	63	90	1.25	TCMT 16T308	A32A	2
GBT-BRA-085105-TC16-S-A32A	85	105	10	78	63	90	1.6	TCMT 16T308	A32A	2
GBT-BRA-105130-TC16-S-A32A	105	130	12.5	78	63	90	2.13	TCMT 16T308	A32A	2
GBT-BRA-130160-TC16-S-A32A	130	160	15	78	63	90	2.67	TCMT 16T308	A32A	2

备件 | Accessory

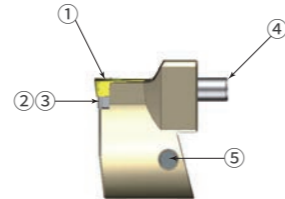
产品型号 Product ID	①	②	③				
	刀座 Adaptor	滑块式刀夹A Sliding Cartridge A	滑块式刀夹B Sliding Cartridge B	刀片螺钉扳手 Key(Insert)	刀垫螺钉扳手 Key(Shim)	锁紧螺钉扳手 Key(Screw)	调整螺钉扳手 Key(Adj.)
GBT-BRA-035045-TC11-S-CKB3	GBT-BPRA-CKB3-035026	GBT-BPRA-SL-TC11-S-PA	GBT-BPRA-SL-TC11-S-PB	242.070.35-GBT	-	241.030.63-GBT	246.015.60-GBT
GBT-BRA-045055-TC11-S-A22A	GBT-BPRA-A22A-045046	GBT-BPRA-SL-TC11-S-QA	GBT-BPRA-SL-TC11-S-QB	242.070.35-GBT	-	241.030.63-GBT	246.015.60-GBT
GBT-BRA-055070-TC16-S-A22A	GBT-BPRA-A22A-055046	GBT-BPRA-SL-TC16-S-RA	GBT-BPRA-SL-TC16-S-RB	248.150.10-GBT	-	241.040.70-GBT	246.020.60-GBT
GBT-BRA-070085-TC16-S-A32A	GBT-BPRA-A32A-070056	GBT-BPRA-SL-TC16-S-SA	GBT-BPRA-SL-TC16-S-SB	248.150.10-GBT	241.035.65-GBT	241.050.80-GBT	246.025.60-GBT
GBT-BRA-085105-TC16-S-A32A	GBT-BPRA-A32A-085056	GBT-BPRA-SL-TC16-S-TA	GBT-BPRA-SL-TC16-S-TB	248.150.10-GBT	241.035.65-GBT	241.060.90-GBT	246.030.60-GBT
GBT-BRA-105130-TC16-S-A32A	GBT-BPRA-A32A-105056	GBT-BPRA-SL-TC16-S-UA	GBT-BPRA-SL-TC16-S-UB	248.150.10-GBT	241.035.65-GBT	241.060.90-GBT	246.030.60-GBT
GBT-BRA-130160-TC16-S-A32A	GBT-BPRA-A32A-130056	GBT-BPRA-SL-TC16-S-VA	GBT-BPRA-SL-TC16-S-VB	248.150.10-GBT	241.035.65-GBT	241.060.90-GBT	246.030.60-GBT

可单独订购备件，按需询价。  
关于BRA系列刀座请参阅C·19

The spare parts can be ordered separately. Please inquire on demand.  
Please refer to C·19 for BRA series Adaptor

BRA-TC系列滑块式刀夹

# BRA-TC SERIES SLIDING CARTRIDGE



- TCMT TCMX TCGT TCGX TCEX TCMW
- 刀片仅做示意

- TCMT TCMX TCGT TCGX TCEX TCMW
- The insert is for illustration only

技术参数 | Technical parameters

单位 | Unit: mm

订货号   Ordering code	直径范围   Fitting Range	刀片   Insert	夹紧方式   Clamping
GBT-BPRA-SL-TC11-S-PA	35-45	TCMT 110308	S
GBT-BPRA-SL-TC11-S-PB	35-45	TCMT 110308	S
GBT-BPRA-SL-TC11-S-QA	45-55	TCMT 110308	S
GBT-BPRA-SL-TC11-S-QB	45-55	TCMT 110308	S
GBT-BPRA-SL-TC16-S-RA	55-70	TCMT 16T308	S
GBT-BPRA-SL-TC16-S-RB	55-70	TCMT 16T308	S
GBT-BPRA-SL-TC16-S-SA	70-85	TCMT 16T308	S
GBT-BPRA-SL-TC16-S-SB	70-85	TCMT 16T308	S
GBT-BPRA-SL-TC16-S-TA	85-105	TCMT 16T308	S
GBT-BPRA-SL-TC16-S-TB	85-105	TCMT 16T308	S
GBT-BPRA-SL-TC16-S-UA	105-130	TCMT 16T308	S
GBT-BPRA-SL-TC16-S-UB	105-130	TCMT 16T308	S
GBT-BPRA-SL-TC16-S-VA	130-160	TCMT 16T308	S
GBT-BPRA-SL-TC16-S-VB	130-160	TCMT 16T308	S

转下页 see next page →

BRA-TC系列滑块式刀夹

# BRA-TC SERIES SLIDING CARTRIDGE

技术参数 | Technical parameters

单位 | Unit: mm

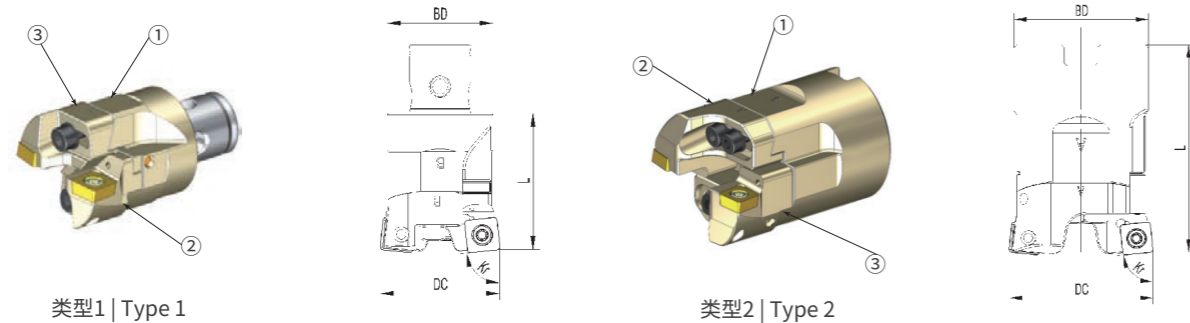
产品型号 Product ID	备件   Accessory					单独订购   Purchase Separately		
	① 刀片螺钉 Screw(Insert)	② 刀垫 Shim	③ 刀垫螺钉 Screw(Shim)	④ 弹性销 Cotter	⑤ 调整螺钉 Screw(Adj.)	刀片螺钉扳手 Key(Insert)	刀垫螺钉扳手 Key(Shim)	调整螺钉扳手 Key(Adj.)
GBT-BPRA-SL-TC11-S-PA	SFS-2565-GBT	-	-	179.025.08-GBT	-	242.070.35-GBT	-	-
GBT-BPRA-SL-TC11-S-PB	SFS-2565-GBT	-	-	179.025.08-GBT	-	242.070.35-GBT	-	-
GBT-BPRA-SL-TC11-S-QA	SFS-2565-GBT	-	-	-	253.030.10-GBT	242.070.35-GBT	-	246.015.60-GBT
GBT-BPRA-SL-TC11-S-QB	SFS-2565-GBT	-	-	-	253.030.10-GBT	242.070.35-GBT	-	246.015.60-GBT
GBT-BPRA-SL-TC16-S-RA	ILD3510-GBT	-	-	-	253.040.12-GBT	248.150.10-GBT	-	246.020.60-GBT
GBT-BPRA-SL-TC16-S-RB	ILD3510-GBT	-	-	-	253.040.12-GBT	248.150.10-GBT	-	246.020.60-GBT
GBT-BPRA-SL-TC16-S-SA	SFS_3512-GBT	322.320.01-GBT	512.090.01-GBT	-	253.050.12-GBT	248.150.10-GBT	241.035.65-GBT	246.025.60-GBT
GBT-BPRA-SL-TC16-S-SB	SFS_3512-GBT	322.320.01-GBT	512.090.01-GBT	-	253.050.12-GBT	248.150.10-GBT	241.035.65-GBT	246.025.60-GBT
GBT-BPRA-SL-TC16-S-TA	SFS_3512-GBT	322.320.01-GBT	512.090.01-GBT	-	253.060.16-GBT	248.150.10-GBT	241.035.65-GBT	246.030.60-GBT
GBT-BPRA-SL-TC16-S-TB	SFS_3512-GBT	322.320.01-GBT	512.090.01-GBT	-	253.060.16-GBT	248.150.10-GBT	241.035.65-GBT	246.030.60-GBT
GBT-BPRA-SL-TC16-S-UA	SFS_3512-GBT	322.320.01-GBT	512.090.01-GBT	179.060.16-GBT	-	248.150.10-GBT	241.035.65-GBT	-
GBT-BPRA-SL-TC16-S-UB	SFS_3512-GBT	322.320.01-GBT	512.090.01-GBT	179.060.16-GBT	-	248.150.10-GBT	241.035.65-GBT	-
GBT-BPRA-SL-TC16-S-VA	SFS_3512-GBT	322.320.01-GBT	512.090.01-GBT	179.060.16-GBT	-	248.150.10-GBT	241.035.65-GBT	-
GBT-BPRA-SL-TC16-S-VB	SFS_3512-GBT	322.320.01-GBT	512.090.01-GBT	179.060.16-GBT	-	248.150.10-GBT	241.035.65-GBT	-

可单独订购备件，按需询价。

The spare parts can be ordered separately. Please inquire on demand.

BRA-SC系列

# BRA-SC SERIES



类型1 | Type 1

类型2 | Type 2

- 内冷却液供应
- SCMT SCGX SCMW
- 刀片仅做示意

- Internal coolant supply
- SCMT SCGX SCMW
- The insert is for illustration only

BRA-SC系列滑块式刀夹

# BRA-SC SERIES SLIDING CARTRIDGE



- SCMT SCGX SCMW
- 刀片仅做示意

- SCMT SCGX SCMW
- The insert is for illustration only

技术参数 | Technical parameters

单位 | Unit: mm

订货号 Ordering code	镗削范围   Boring Range(DC)			尺寸   Dimension				刀片 Insert	接口   Coupling	
	Min.	Max.	Adj.	L	BD	Kr	KG		Form	Type
GBT-BRA-035045-SC09-S-CKB3	35	45	5	40	31	84	0.22	SCMT 09T308	CKB3	1
GBT-BRA-045055-SC09-S-A22A	45	55	5	65	42	84	0.47	SCMT 09T308	A22A	2
GBT-BRA-055070-SC12-S-A22A	55	70	7.5	68	42	84	0.64	SCMT 120408	A22A	2
GBT-BRA-070085-SC12-S-A32A	70	85	7.5	78	63	84	1.25	SCMT 120408	A32A	2
GBT-BRA-085105-SC12-S-A32A	85	105	10	78	63	84	1.6	SCMT 120408	A32A	2
GBT-BRA-105130-SC12-S-A32A	105	130	12.5	78	63	84	2.13	SCMT 120408	A32A	2
GBT-BRA-130160-SC12-S-A32A	130	160	15	78	63	84	2.67	SCMT 120408	A32A	2

备件 | Accessory

产品型号 Product ID	①	②	③				
	刀座 Adaptor	滑块式刀夹A Sliding Cartridge A	滑块式刀夹B Sliding Cartridge B	刀片螺钉扳手 Key(Insert)	刀垫螺钉扳手 Key(Shim)	锁紧螺钉扳手 Key(Screw)	调整螺钉扳手 Key(Adj.)
GBT-BRA-035045-SC09-S-CKB3	GBT-BPRA-CKB3-035026	GBT-BPRA-SL-SC09-S-PA	GBT-BPRA-SL-SC09-S-PB	248.150.10-GBT	-	241.030.63-GBT	246.015.60-GBT
GBT-BRA-045055-SC09-S-A22A	GBT-BPRA-A22A-045046	GBT-BPRA-SL-SC09-S-QA	GBT-BPRA-SL-SC09-S-QB	248.150.10-GBT	-	241.030.63-GBT	246.015.60-GBT
GBT-BRA-055070-SC12-S-A22A	GBT-BPRA-A22A-055046	GBT-BPRA-SL-SC12-S-RA	GBT-BPRA-SL-SC12-S-RB	248.150.10-GBT	-	241.040.70-GBT	246.020.60-GBT
GBT-BRA-070085-SC12-S-A32A	GBT-BPRA-A32A-070056	GBT-BPRA-SL-SC12-S-SA	GBT-BPRA-SL-SC12-S-SB	248.150.10-GBT	241.040.70-GBT	241.050.80-GBT	246.025.60-GBT
GBT-BRA-085105-SC12-S-A32A	GBT-BPRA-A32A-085056	GBT-BPRA-SL-SC12-S-TA	GBT-BPRA-SL-SC12-S-TB	248.150.10-GBT	241.040.70-GBT	241.060.90-GBT	246.030.60-GBT
GBT-BRA-105130-SC12-S-A32A	GBT-BPRA-A32A-105056	GBT-BPRA-SL-SC12-S-UA	GBT-BPRA-SL-SC12-S-UB	248.150.10-GBT	241.040.70-GBT	241.060.90-GBT	246.030.60-GBT
GBT-BRA-130160-SC12-S-A32A	GBT-BPRA-A32A-130056	GBT-BPRA-SL-SC12-S-VA	GBT-BPRA-SL-SC12-S-VB	248.150.10-GBT	241.040.70-GBT	241.060.90-GBT	246.030.60-GBT

可单独订购备件，按需询价。  
关于BRA系列刀座请参阅C·19

The spare parts can be ordered separately. Please inquire on demand.  
Please refer to C·19 for BRA series Adaptor

技术参数 | Technical parameters

单位 | Unit: mm

订货号   Ordering code	直径范围   Fitting Range	刀片   Insert	夹紧方式   Clamping
GBT-BPRA-SL-SC09-S-PA	35-45	SCMT 09T308	S
GBT-BPRA-SL-SC09-S-PB	35-45	SCMT 09T308	S
GBT-BPRA-SL-SC09-S-QA	45-55	SCMT 09T308	S
GBT-BPRA-SL-SC09-S-QB	45-55	SCMT 09T308	S
GBT-BPRA-SL-SC12-S-RA	55-70	SCMT 120408	S
GBT-BPRA-SL-SC12-S-RB	55-70	SCMT 120408	S
GBT-BPRA-SL-SC12-S-SA	70-85	SCMT 120408	S
GBT-BPRA-SL-SC12-S-SB	70-85	SCMT 120408	S
GBT-BPRA-SL-SC12-S-TA	85-105	SCMT 120408	S
GBT-BPRA-SL-SC12-S-TB	85-105	SCMT 120408	S
GBT-BPRA-SL-SC12-S-UA	105-130	SCMT 120408	S
GBT-BPRA-SL-SC12-S-UB	105-130	SCMT 120408	S
GBT-BPRA-SL-SC12-S-VA	130-160	SCMT 120408	S
GBT-BPRA-SL-SC12-S-VB	130-160	SCMT 120408	S

转下页 see next page →

BRA-SC系列滑块式刀夹

# BRA-SC SERIES SLIDING CARTRIDGE

技术参数 | Technical parameters

单位 | Unit: mm

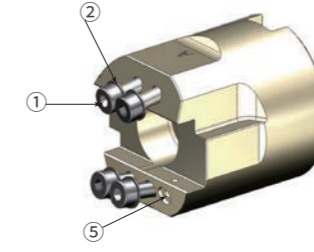
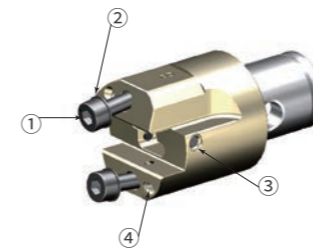
产品型号 Product ID	备件   Accessory					单独订购   Purchase Separately		
	① 刀片螺钉 Screw(Insert)	② 刀垫 Shim	③ 刀垫螺钉 Screw(Shim)	④ 弹性销 Cotter	⑤ 调整螺钉 Screw(Adj.)	 刀片螺钉扳手 Key(Insert)	 刀垫螺钉扳手 Key(Shim)	 调整螺钉扳手 Key(Adj.)
GBT-BPRA-SL-SC09-S-PA	SFS 3581-GBT	-	-	179.025.08-GBT	-	248.150.10-GBT	-	-
GBT-BPRA-SL-SC09-S-PB	SFS 3581-GBT	-	-	179.025.08-GBT	-	248.150.10-GBT	-	-
GBT-BPRA-SL-SC09-S-QA	SFS 3581-GBT	-	-	-	253.030.10-GBT	248.150.10-GBT	-	246.015.60-GBT
GBT-BPRA-SL-SC09-S-QB	SFS 3581-GBT	-	-	-	253.030.10-GBT	248.150.10-GBT	-	246.015.60-GBT
GBT-BPRA-SL-SC12-S-RA	ILD 4011-A-GBT	-	-	-	253.040.12-GBT	248.150.10-GBT	-	246.020.60-GBT
GBT-BPRA-SL-SC12-S-RB	ILD 4011-A-GBT	-	-	-	253.040.12-GBT	248.150.10-GBT	-	246.020.60-GBT
GBT-BPRA-SL-SC12-S-SA	ILD 4014-GBT	322.420.02-GBT	512.090.03-GBT	-	253.050.12-GBT	248.150.10-GBT	241.040.70-GBT	246.025.60-GBT
GBT-BPRA-SL-SC12-S-SB	ILD 4014-GBT	322.420.02-GBT	512.090.03-GBT	-	253.050.12-GBT	248.150.10-GBT	241.040.70-GBT	246.025.60-GBT
GBT-BPRA-SL-SC12-S-TA	ILD 4014-GBT	322.420.02-GBT	512.090.03-GBT	-	253.060.16-GBT	248.150.10-GBT	241.040.70-GBT	246.030.60-GBT
GBT-BPRA-SL-SC12-S-TB	ILD 4014-GBT	322.420.02-GBT	512.090.03-GBT	-	253.060.16-GBT	248.150.10-GBT	241.040.70-GBT	246.030.60-GBT
GBT-BPRA-SL-SC12-S-UA	ILD 4014-GBT	322.420.02-GBT	512.090.03-GBT	179.060.16-GBT	-	248.150.10-GBT	241.040.70-GBT	-
GBT-BPRA-SL-SC12-S-UB	ILD 4014-GBT	322.420.02-GBT	512.090.03-GBT	179.060.16-GBT	-	248.150.10-GBT	241.040.70-GBT	-
GBT-BPRA-SL-SC12-S-VA	ILD 4014-GBT	322.420.02-GBT	512.090.03-GBT	179.060.16-GBT	-	248.150.10-GBT	241.040.70-GBT	-
GBT-BPRA-SL-SC12-S-VB	ILD 4014-GBT	322.420.02-GBT	512.090.03-GBT	179.060.16-GBT	-	248.150.10-GBT	241.040.70-GBT	-

可单独订购备件，按需询价。

The spare parts can be ordered separately. Please inquire on demand.

BRA系列刀座


# BRA SERIES ADAPTOR



技术参数 | Technical parameters

单位 | Unit: mm


订货号   Ordering code	直径范围   Fitting Range	接口   Coupling
GBT-BPRA-CKB2-025024	25-35	CKB2
GBT-BPRA-CKB3-035026	35-45	CKB3
GBT-BPRA-A22A-045046	45-55	A22A
GBT-BPRA-A22A-055046	55-70	A22A
GBT-BPRA-A32A-070056	70-85	A32A
GBT-BPRA-A32A-085056	85-105	A32A
GBT-BPRA-A32A-105056	105-130	A32A
GBT-BPRA-A32A-130056	130-160	A32A

产品型号 Product ID	备件   Accessory					单独订购   Purchase Separately	
	① 锁紧螺钉 Screw(Insert)	② 弹簧垫圈 Shim	③ 调整螺钉 Screw(Adj.)	④ 堵丝 Nozzle	⑤ 水堵 Screw	 锁紧螺钉扳手 Key(Screw)	 调整螺钉扳手 Key(Adj.)
GBT-BPRA-CKB2-025024	113.030.10-GBT	136.030.03-GBT	253.025.08-GBT	251.020.02-GBT	-	241.025.56-GBT	241.013.40-GBT
GBT-BPRA-CKB3-035026	113.040.16-GBT	136.040.04-GBT	253.030.10-GBT	251.030.03-GBT	-	241.030.63-GBT	246.015.60-GBT
GBT-BPRA-A22A-045046	113.040.16-GBT	136.040.04-GBT	-	-	643.020.09-GBT	241.030.63-GBT	-
GBT-BPRA-A22A-055046	113.050.20-GBT	136.050.05-GBT	-	-	643.020.09-GBT	241.040.70-GBT	-
GBT-BPRA-A32A-070056	113.060.20-GBT	136.060.07-GBT	-	251.040.04-GBT	643.020.09-GBT	241.050.80-GBT	-
GBT-BPRA-A32A-085056	113.080.25-GBT	136.080.09-GBT	-	251.040.04-GBT	643.020.09-GBT	241.060.90-GBT	-
GBT-BPRA-A32A-105056	113.080.25-GBT	136.080.09-GBT	253.060.20-GBT	251.040.04-GBT	-	241.060.90-GBT	246.030.60-GBT
GBT-BPRA-A32A-130056	113.080.25-GBT	136.080.09-GBT	253.060.25-GBT	251.040.04-GBT	-	241.060.90-GBT	246.030.60-GBT

可单独订购备件，按需询价。

The spare parts can be ordered separately. Please inquire on demand.

## 粗镗刀BRB系列 | BRB SERIES

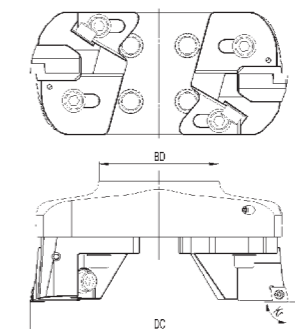
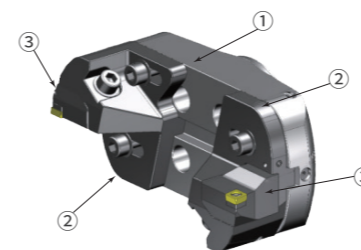


- 适用于Φ160-Φ510mm的孔径加工;
- 加工孔径公差±0.05mm;
- 航空铝桥架具有较轻的重量可减少主轴负载;
- 刀夹装载ISO刀片, 市场通用性好;
- 可进行轴向及径向双向调节。

- Apply to Φ 160- Φ 510mm aperture machining;
- Machining aperture tolerance ± 0.05mm;
- Aviation aluminum bridge with less weight can reduce the spindle load;
- The cartridge equipped with ISO inserts is with good market versatility;
- Bidirectional adjustment in axial and radial is available.

BRB-CC-S系列

## BRB-CC-S SERIES



- 内冷却液供应
- CCMT CCGT CCGX CCET CCMW
- 刀片仅做示意





- Internal coolant supply
- CCMT CCGT CCGX CCET CCMW
- The insert is for illustration only

技术参数 | Technical parameters

单位 | Unit: mm

订货号 Ordering code	镗削范围   Boring Range(DC)			尺寸   Dimension					刀片 Insert	夹紧方式 Clamping	接口 Coupling
	Min.	Max.	Adj.	L	BD	WH	Kr	KG			
GBT-BRB-160215-CC12-S-A40C	160	215	27.5	105	100	104	90	4.39	CCMT 120408	S	A40C
GBT-BRB-215270-CC12-S-A40C	215	270	27.5	105	100	104	90	5	CCMT 120408	S	A40C

备件 | Accessory

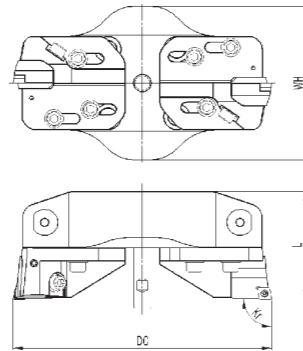
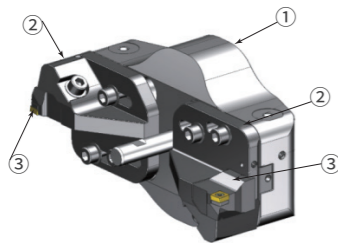
产品型号 Product ID	①	②	③				
	桥架式刀座 Bridge Adaptor	滑块 Slide	刀夹 Cartridge	刀片螺钉扳手 Key(Insert)	刀垫螺钉扳手 Key(Shim)	锁紧螺钉扳手 Key(Screw)	调整螺钉扳手 Key(Adj.)
GBT-BRB-160215-CC12-S-A40C	GBT-BPDB-A40C-160050	GBT-BPRB-SL-160	GBT-BPRB-CA-CC12-S	248.150.10-GBT	241.040.70-GBT	241.080.00-GBT	246.030.60-GBT
GBT-BRB-215270-CC12-S-A40C	GBT-BPDB-A40C-215050	GBT-BPRB-SL-160	GBT-BPRB-CA-CC12-S	248.150.10-GBT	241.040.70-GBT	241.080.00-GBT	246.030.60-GBT

可单独订购备件, 按需询价。  
关于BRB系列桥架式刀座请参阅C·44  
关于BRB系列滑块请参阅C·46

The spare parts can be ordered separately. Please inquire on demand.  
Please refer to C·44 for BRB series Bridge Adaptor  
Please refer to C·46 for BRB series Sliding

BRB-CC-S系列

# BRB-CC-S SERIES

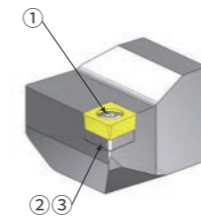


- 内冷却液供应
- CCMT CCGT CCGX CCET CCMW
- 刀片仅做示意

- Internal coolant supply
- CCMT CCGT CCGX CCET CCMW
- The insert is for illustration only

BRB-CC-S系列刀夹

# BRB-CC-S SERIES CARTRIDGE



- CCMT CCGT CCGX CCET CCMW
- 刀片仅做示意

- CCMT CCGT CCGX CCET CCMW
- The insert is for illustration only

技术参数 | Technical parameters

单位 | Unit: mm

订货号 Ordering code	镗削范围   Boring Range(DC)			尺寸   Dimension					刀片 Insert	夹紧方式 Clamping	接口 Coupling
	Min.	Max.	Adj.	L	BD	WH	Kr	KG			
GBT-BRB-270350-CC12-S-A60C	270	350	40	115	-	140	90	7.8	CCMT 120408	S	A60C
GBT-BRB-350430-CC12-S-A60C	350	430	40	120	-	140	90	9.4	CCMT 120408	S	A60C
GBT-BRB-430510-CC12-S-A60C	430	510	40	125	-	140	90	11.1	CCMT 120408	S	A60C

备件 | Accessory

产品型号 Product ID	①	②	③				
	桥架式刀座 Brigde Adaptor	滑块 Slide	刀夹 Cartridge	刀片螺钉扳手 Key(Insert)	刀垫螺钉扳手 Key(Shim)	锁紧螺钉扳手 Key(Screw)	调整螺钉扳手 Key(Adj.)
GBT-BRB-270350-CC12-S-A60C	GBT-BPDB-A60C-270060	GBT-BPRB-SL-270	GBT-BPRB-CA-CC12-S	248.150.10-GBT	241.040.70-GBT	241.080.00-GBT	246.030.60-GBT
GBT-BRB-350430-CC12-S-A60C	GBT-BPDB-A60C-350065	GBT-BPRB-SL-270	GBT-BPRB-CA-CC12-S	248.150.10-GBT	241.040.70-GBT	241.080.00-GBT	246.030.60-GBT
BGBT-RB-430510-CC12-S-A60C	GBT-BPDB-A60C-430070	GBT-BPRB-SL-270	GBT-BPRB-CA-CC12-S	248.150.10-GBT	241.040.70-GBT	241.080.00-GBT	246.030.60-GBT

可单独订购备件，按需询价。

The spare parts can be ordered separately. Please inquire on demand.

关于BRB系列桥架式刀座请参阅C·45

Please refer to C·45 for BRB series Brigde Adaptor

关于BRB系列滑块请参阅C·46

Please refer to C·46 for BRB series Sliding

技术参数 | Technical parameters

单位 | Unit: mm

订货号   Ordering code	刀片   Insert	夹紧方式   Clamping
GBT-BPRB-CA-CC12-S	CC..120408	S

备件 | Accessory

单独订购 | Purchase Separately

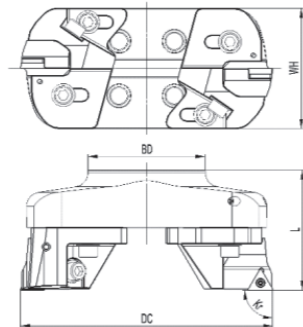
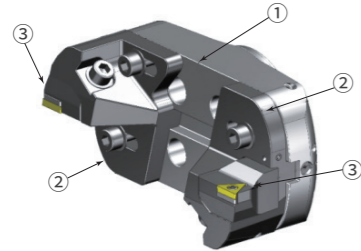
产品型号 Product ID	①	②	③	
	刀片螺钉 Screw(Insert)	刀垫 Shim	刀垫螺钉 Screw(Shim)	刀片螺钉扳手 Key(Insert)
GBT-BPRB-CA-CC12-S	LID 4014-GBT	322.232.02-GBT	512.090.03-GBT	248.150.10-GBT

可单独订购备件，按需询价。

The spare parts can be ordered separately. Please inquire on demand.

BRB-TC-S系列

# BRB-TC-S SERIES

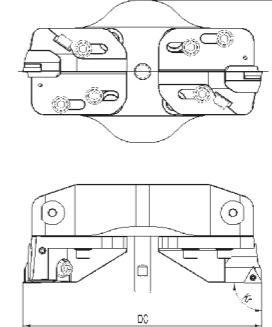
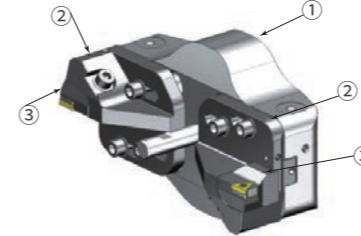


- 内冷却液供应
- TCMT TCMX TCGT TCGX TCEX TCMW
- 刀片仅做示意

- Internal coolant supply
- TCMT TCMX TCGT TCGX TCEX TCMW
- The insert is for illustration only

BRB-TC-S系列

# BRB-TC-S SERIES



- 内冷却液供应
- TCMT TCMX TCGT TCGX TCEX TCMW
- 刀片仅做示意

- Internal coolant supply
- TCMT TCMX TCGT TCGX TCEX TCMW
- The insert is for illustration only

技术参数 | Technical parameters

单位 | Unit: mm

订货号 Ordering code	镗削范围   Boring Range(DC)			尺寸   Dimension					刀片 Insert	夹紧方式 Clamping	接口 Coupling
	Min.	Max.	Adj.	L	BD	WH	Kr	KG			
GBT-BRB-160215-TC16-S-A40C	160	215	27.5	105	100	104	90	4.39	TCMT 16T308	S	A40C
GBT-BRB-215270-TC16-S-A40C	215	270	27.5	105	100	104	90	5	TCMT 16T308	S	A40C
GBT-BRB-160215-TC22-S-A40C	160	215	27.5	105	100	104	90	4.39	TCMT 220408	S	A40C
GBT-BRB-215270-TC22-S-A40C	215	270	27.5	105	100	104	90	5	TCMT 220408	S	A40C

备件 | Accessory

产品型号 Product ID	①	②	③				
	桥架式刀座 Brigde Adaptor	滑块 Slide	刀夹 Cartridge	刀片螺钉扳手 Key(Insert)	刀垫螺钉扳手 Key(Shim)	锁紧螺钉扳手 Key(Screw)	调整螺钉扳手 Key(Adj.)
GBT-BRB-160215-TC16-S-A40C	GBT-BPDB-A40C-160050	GBT-BPRB-SL-160	GBT-BPRB-CA-TC16-S	248.150.10-GBT	241.035.65-GBT	241.080.00-GBT	246.030.60-GBT
GBT-BRB-215270-TC16-S-A40C	GBT-BPDB-A40C-215050	GBT-BPRB-SL-160	GBT-BPRB-CA-TC16-S	248.150.10-GBT	241.035.65-GBT	241.080.00-GBT	246.030.60-GBT
GBT-BRB-160215-TC22-S-A40C	GBT-BPDB-A40C-160050	GBT-BPRB-SL-160	GBT-BPRB-CA-TC22-S	248.150.10-GBT	241.040.70-GBT	241.080.00-GBT	246.030.60-GBT
GBT-BRB-215270-TC22-S-A40C	GBT-BPDB-A40C-215050	GBT-BPRB-SL-160	GBT-BPRB-CA-TC22-S	248.150.10-GBT	241.040.70-GBT	241.080.00-GBT	246.030.6-GBT0

可单独订购备件，按需询价。  
关于BRB系列桥架式刀座请参阅C·44  
关于BRB系列滑块请参阅C·46

The spare parts can be ordered separately. Please inquire on demand.  
Please refer to C·44 for BRB series Brigde Adaptor  
Please refer to C·46 for BRB series Sliding

技术参数 | Technical parameters

单位 | Unit: mm

订货号 Ordering code	镗削范围   Boring Range(DC)			尺寸   Dimension					刀片 Insert	夹紧方式 Clamping	接口 Coupling
	Min.	Max.	Adj.	L	BD	WH	Kr	KG			
GBT-BRB-270350-TC16-S-A60C	270	350	40	115	-	140	90	7.8	TCMT 16T308	S	A60C
GBT-BRB-350430-TC16-S-A60C	350	430	40	120	-	140	90	9.4	TCMT 16T308	S	A60C
GBT-BRB-430510-TC16-S-A60C	430	510	40	125	-	140	90	11.1	TCMT 16T308	S	A60C
GBT-BRB-270350-TC22-S-A60C	270	350	40	115	-	140	90	7.8	TCMT 220408	S	A60C
GBT-BRB-350430-TC22-S-A60C	350	430	40	120	-	140	90	9.4	TCMT 220408	S	A60C
GBT-BRB-430510-TC22-S-A60C	430	510	40	125	-	140	90	11.1	TCMT 220408	S	A60C

备件 | Accessory

产品型号 Product ID	①	②	③				
	桥架式刀座 Brigde Adaptor	滑块 Slide	刀夹 Cartridge	刀片螺钉扳手 Key(Insert)	刀垫螺钉扳手 Key(Shim)	锁紧螺钉扳手 Key(Screw)	调整螺钉扳手 Key(Adj.)
GBT-BRB-270350-TC16-S-A60C	GBT-BPDB-A60C-270060	GBT-BPRB-SL-270	GBT-BPRB-CA-TC16-S	248.150.10-GBT	241.035.65-GBT	241.080.00-GBT	246.030.60-GBT
GBT-BRB-350430-TC16-S-A60C	GBT-BPDB-A60C-350065	GBT-BPRB-SL-270	GBT-BPRB-CA-TC16-S	248.150.10-GBT	241.035.65-GBT	241.080.00-GBT	246.030.60-GBT
GBT-BRB-430510-TC16-S-A60C	GBT-BPDB-A60C-430070	GBT-BPRB-SL-270	GBT-BPRB-CA-TC16-S	248.150.10-GBT	241.035.65-GBT	241.080.00-GBT	246.030.60-GBT
GBT-BRB-270350-TC22-S-A60C	GBT-BPDB-A60C-270060	GBT-BPRB-SL-270	GBT-BPRB-CA-TC22-S	248.150.10-GBT	241.040.70-GBT	241.080.00-GBT	246.030.60-GBT
GBT-BRB-350430-TC22-S-A60C	GBT-BPDB-A60C-350065	GBT-BPRB-SL-270	GBT-BPRB-CA-TC22-S	248.150.10-GBT	241.040.70-GBT	241.080.00-GBT	246.030.60-GBT
GBT-BRB-430510-TC22-S-A60C	GBT-BPDB-A60C-430070	GBT-BPRB-SL-270	GBT-BPRB-CA-TC22-S	248.150.10-GBT	241.040.70-GBT	241.080.00-GBT	246.030.60-GBT

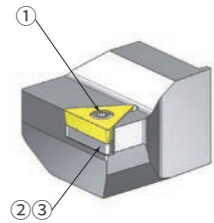
可单独订购备件，按需询价。  
关于BRB系列桥架式刀座请参阅C·45  
关于BRB系列滑块请参阅C·46

The spare parts can be ordered separately. Please inquire on demand.  
Please refer to C·45 for BRB series Brigde Adaptor  
Please refer to C·46 for BRB series Sliding



BRB-TC-S系列刀夹

# BRB-TC-S SERIES CARTRIDGE



- TCMT TCMX TCGT TCGX TCEX TCMW
- 刀片仅做示意

- TCMT TCMX TCGT TCGX TCEX TCMW
- The insert is for illustration only

技术参数 | Technical parameters

单位 | Unit: mm

订货号   Ordering code	刀片   Insert	夹紧方式   Clamping
GBT-BPRB-CA-TC16-S	TC..16T308	S
GBT-BPRB-CA-TC22-S	TC..220408	S


产品型号 Product ID	备件   Accessory			单独订购   Purchase Separately
	① 刀片螺钉 Screw(Insert)	② 刀垫 Shim	③ 刀垫螺钉 Screw(Shim)	刀片螺钉扳手 Key(Insert)
GBT-BPRB-CA-TC16-S	SFS_3512-GBT	322.320.01-GBT	512.090.01-GBT	248.150.10-GBT
GBT-BPRB-CA-TC22-S	ILD 4014-GBT	322.320.02-GBT	512.090.03-GBT	248.150.10-GBT

可单独订购备件，按需询价。

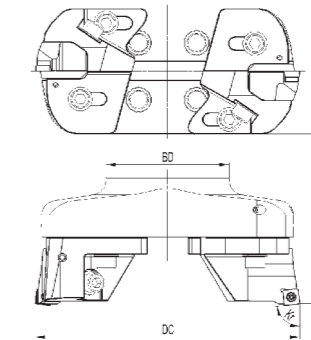
The spare parts can be ordered separately. Please inquire on demand.

BRB-SC-S系列

# BRB-SC-S SERIES



- 内冷却液供应
- SCMT SCGX SCMW
- 刀片仅做示意



- Internal coolant supply
- SCMT SCGX SCMW
- The insert is for illustration only

技术参数 | Technical parameters

单位 | Unit: mm

订货号 Ordering code	镗削范围   Boring Range(DC)			尺寸   Dimension					刀片 Insert	夹紧方式 Clamping	接口 Coupling
	Min.	Max.	Adj.	L	BD	WH	Kr	KG			
GBT-BRB-160215-SC12-S-A40C	160	215	27.5	105	100	104	84	4.39	SCMT 120408	S	A40C
GBT-BRB-215270-SC12-S-A40C	215	270	27.5	105	100	104	84	5	SCMT 120408	S	A40C

备件 | Accessory

产品型号 Product ID	①	②	③	刀片螺钉扳手 Key(Insert)	刀垫螺钉扳手 Key(Shim)	锁紧螺钉扳手 Key(Screw)	调整螺钉扳手 Key(Adj.)
	桥架式刀座 Brigde Adaptor	滑块 Slide	刀夹 Cartridge				
GBT-BRB-160215-SC12-S-A40C	GBT-BPDB-A40C-160050	GBT-BPRB-SL-160	GBT-BPRB-CA-SC12-S	248.150.10-GBT	241.040.70-GBT	241.080.00-GBT	246.030.60-GBT
GBT-BRB-215270-SC12-S-A40C	GBT-BPDB-A40C-215050	GBT-BPRB-SL-160	GBT-BPRB-CA-SC12-S	248.150.10-GBT	241.040.70-GBT	241.080.00-GBT	246.030.60-GBT

可单独订购备件，按需询价。

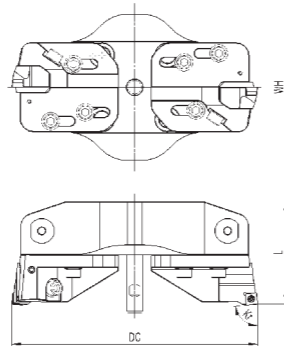
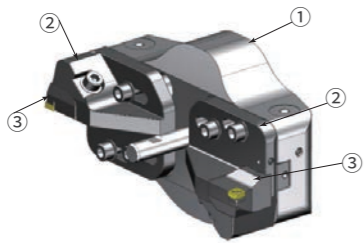
关于BRB系列桥架式刀座请参阅C·44  
关于BRB系列滑块请参阅C·46

The spare parts can be ordered separately. Please inquire on demand.

Please refer to C·44 for BRB series Brigde Adaptor  
Please refer to C·46 for BRB series Sliding

BRB-SC-S系列

# BRB-SC-S SERIES

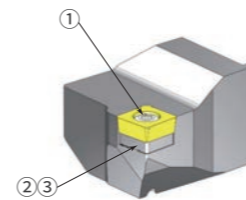


- 内冷却液供应
- SCMT SCGX SCMW
- 刀片仅做示意

- Internal coolant supply
- SCMT SCGX SCMW
- The insert is for illustration only

BRB-SC-S系列刀夹

# BRB-SC-S SERIES CARTRIDGE



- SCMT SCGX SCMW
- 刀片仅做示意

- SCMT SCGX SCMW
- The insert is for illustration only

技术参数 | Technical parameters

单位 | Unit: mm

订货号 Ordering code	镗削范围   Boring Range(DC)			尺寸   Dimension					刀片 Insert	夹紧方式 Clamping	接口 Coupling
	Min.	Max.	Adj.	L	BD	WH	Kr	KG			
GBT-BRB-270350-SC12-S-A60C	270	350	40	115	-	140	84	7.8	SCMT 120408	S	A60C
GBT-BRB-350430-SC12-S-A60C	350	430	40	120	-	140	84	9.4	SCMT 120408	S	A60C
GBT-BRB-430510-SC12-S-A60C	430	510	40	125	-	140	84	11.1	SCMT 120408	S	A60C

备件 | Accessory

产品型号 Product ID	①	②	③				
	桥架式刀座 Brigde Adaptor	滑块 Slide	刀夹 Cartridge	刀片螺钉扳手 Key(Insert)	刀垫螺钉扳手 Key(Shim)	锁紧螺钉扳手 Key(Screw)	调整螺钉扳手 Key(Adj.)
GBT-BRB-270350-SC12-S-A60C	GBT-BPDB-A60C-270060	GBT-BPRB-SL-270	GBT-BPRB-CA-SC12-S	248.150.10-GBT	241.040.70-GBT	241.080.00-GBT	246.030.60-GBT
GBT-BRB-350430-SC12-S-A60C	GBT-BPDB-A60C-350065	GBT-BPRB-SL-270	GBT-BPRB-CA-SC12-S	248.150.10-GBT	241.040.70-GBT	241.080.00-GBT	246.030.60-GBT
GBT-BRB-430510-SC12-S-A60C	GBT-BPDB-A60C-430070	GBT-BPRB-SL-270	GBT-BPRB-CA-SC12-S	248.150.10-GBT	241.040.70-GBT	241.080.00-GBT	246.030.60-GBT

可单独订购备件，按需询价。

关于BRB系列桥架式刀座请参阅C·45

关于BRB系列滑块请参阅C·46

The spare parts can be ordered separately. Please inquire on demand.

Please refer to C·45 for BRB series Brigde Adaptor

Please refer to C·46 for BRB series Sliding

技术参数 | Technical parameters

单位 | Unit: mm

订货号   Ordering code	刀片   Insert	夹紧方式   Clamping
GBT-BPRB-CA-SC12-S	SC..120408	S

备件 | Accessory

单独订购 | Purchase Separately

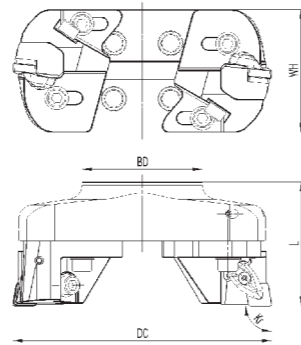
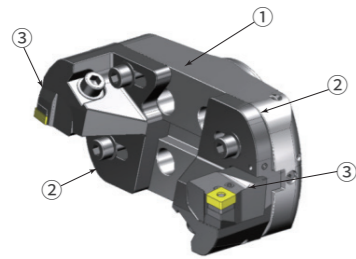
产品型号 Product ID	①	②	③	
	刀片螺钉 Screw(Insert)	刀垫 Shim	刀垫螺钉 Screw(Shim)	刀片螺钉扳手 Key(Insert)
GBT-BPRB-CA-SC12-S	ILD 4014-GBT	322.420.02-GBT	512.090.03-GBT	248.150.10-GBT

可单独订购备件，按需询价。

The spare parts can be ordered separately. Please inquire on demand.

BRB-CN-D系列

# BRB-CN-D SERIES

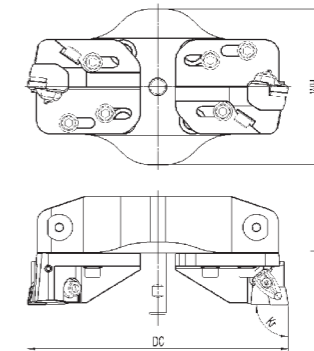
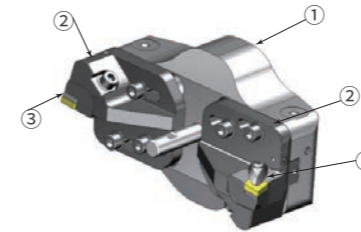


- 内冷却液供应
- CNMN CNMG CNMA CNGA
- 刀片仅做示意

- Internal coolant supply
- CNMN CNMG CNMA CNGA
- The insert is for illustration only

BRB-CN-D系列

# BRB-CN-D SERIES



- 内冷却液供应
- CNMN CNMG CNMA CNGA
- 刀片仅做示意

- Internal coolant supply
- CNMN CNMG CNMA CNGA
- The insert is for illustration only

技术参数 | Technical parameters

单位 | Unit: mm

订货号 Ordering code	镗削范围   Boring Range(DC)			尺寸   Dimension					刀片 Insert	夹紧方式 Clamping	接口 Coupling
	Min.	Max.	Adj.	L	BD	WH	Kr	KG			
GBT-BRB-160215-CN12-D-A40C	160	215	27.5	105	100	104	90	4.39	CNMG 120408	D	A40C
GBT-BRB-215270-CN12-D-A40C	215	270	27.5	105	100	104	90	5	CNMG 120408	D	A40C
GBT-BRB-160215-CN16-D-A40C	160	215	27.5	105	100	104	90	4.39	CNMG 160612	D	A40C
GBT-BRB-215270-CN16-D-A40C	215	270	27.5	105	100	104	90	5	CNMG 160612	D	A40C
GBT-BRB-160215-CN19-D-A40C	160	215	27.5	105	100	104	90	4.39	CNMG 190612	D	A40C
GBT-BRB-215270-CN19-D-A40C	215	270	27.5	105	100	104	90	5	CNMG 190612	D	A40C

备件 | Accessory

产品型号 Product ID	①	②	③			
	桥架式刀座 Brigde Adaptor	滑块 Slide	刀夹 Cartridge	刀片螺钉扳手 Key(Insert)	锁紧螺钉扳手 Key(Screw)	调整螺钉扳手 Key(Adj.)
GBT-BRB-160215-CN12-D-A40C	GBT-BPDB-A40C-160050	GBT-BPRB-SL-160	GBT-BPRB-CA-CN12-D	248.150.10-GBT	241.080.00-GBT	246.030.60-GBT
GBT-BRB-215270-CN12-D-A40C	GBT-BPDB-A40C-215050	GBT-BPRB-SL-160	GBT-BPRB-CA-CN12-D	248.150.10-GBT	241.080.00-GBT	246.030.60-GBT
GBT-BRB-160215-CN16-D-A40C	GBT-BPDB-A40C-160050	GBT-BPRB-SL-160	GBT-BPRB-CA-CN16-D	248.200.10-GBT	241.080.00-GBT	246.030.60-GBT
GBT-BRB-215270-CN16-D-A40C	GBT-BPDB-A40C-215050	GBT-BPRB-SL-160	GBT-BPRB-CA-CN16-D	248.200.10-GBT	241.080.00-GBT	246.030.60-GBT
GBT-BRB-160215-CN19-D-A40C	GBT-BPDB-A40C-160050	GBT-BPRB-SL-160	GBT-BPRB-CA-CN19-D	248.200.10-GBT	241.080.00-GBT	246.030.60-GBT
GBT-BRB-215270-CN19-D-A40C	GBT-BPDB-A40C-215050	GBT-BPRB-SL-160	GBT-BPRB-CA-CN19-D	248.200.10-GBT	241.080.00-GBT	246.030.60-GBT

可单独订购备件，按需询价。

The spare parts can be ordered separately. Please inquire on demand.

关于BRB系列桥架式刀座请参阅C·44

Please refer to C·44 for BRB series Brigde Adaptor

关于BRB系列滑块请参阅C·46

Please refer to C·46 for BRB series Sliding

技术参数 | Technical parameters

单位 | Unit: mm




订货号 Ordering code	镗削范围   Boring Range(DC)			尺寸   Dimension					刀片 Insert	夹紧方式 Clamping	接口 Coupling
	Min.	Max.	Adj.	L	BD	WH	Kr	KG			
GBT-BRB-270350-CN12-D-A60C	270	350	40	115	-	140	90	7.8	CNMG 120408	D	A60C
GBT-BRB-350430-CN12-D-A60C	350	430	40	120	-	140	90	9.4	CNMG 120408	D	A60C
GBT-BRB-430510-CN12-D-A60C	430	510	40	125	-	140	90	11.1	CNMG 120408	D	A60C
GBT-BRB-270350-CN16-D-A60C	270	350	40	115	-	140	90	7.8	CNMG 160612	D	A60C
GBT-BRB-350430-CN16-D-A60C	350	430	40	120	-	140	90	9.4	CNMG 160612	D	A60C
GBT-BRB-430510-CN16-D-A60C	430	510	40	125	-	140	90	11.1	CNMG 160612	D	A60C
GBT-BRB-270350-CN19-D-A60C	270	350	40	115	-	140	90	7.8	CNMG 190612	D	A60C
GBT-BRB-350430-CN19-D-A60C	350	430	40	120	-	140	90	9.4	CNMG 190612	D	A60C
GBT-BRB-430510-CN19-D-A60C	430	510	40	125	-	140	90	11.1	CNMG 190612	D	A60C

转下页 see next page →

BRB-CN-D系列

# BRB-CN-D SERIES

备件 | Accessory

产品型号 Product ID	①	②	③			
	桥架式刀座 Brigde Adaptor	滑块 Slide	刀夹 Cartridge	刀片螺钉扳手 Key(Insert)	锁紧螺钉扳手 Key(Screw)	调整螺钉扳手 Key(Adj.)
GBT-BRB-270350-CN12-D-A60C	GBT-BPDB-A60C-270060	GBT-BPRB-SL-270	GBT-BPRB-CA-CN12-D	248.150.10-GBT	241.080.00-GBT	246.030.60-GBT
GBT-BRB-350430-CN12-D-A60C	GBT-BPDB-A60C-350065	GBT-BPRB-SL-270	GBT-BPRB-CA-CN12-D	248.150.10-GBT	241.080.00-GBT	246.030.60-GBT
GBT-BRB-430510-CN12-D-A60C	GBT-BPDB-A60C-430070	GBT-BPRB-SL-270	GBT-BPRB-CA-CN12-D	248.150.10-GBT	241.080.00-GBT	246.030.60-GBT
GBT-BRB-270350-CN16-D-A60C	GBT-BPDB-A60C-270060	GBT-BPRB-SL-270	GBT-BPRB-CA-CN16-D	248.200.10-GBT	241.080.00-GBT	246.030.60-GBT
GBT-BRB-350430-CN16-D-A60C	GBT-BPDB-A60C-350065	GBT-BPRB-SL-270	GBT-BPRB-CA-CN16-D	248.200.10-GBT	241.080.00-GBT	246.030.60-GBT
GBT-BRB-430510-CN16-D-A60C	GBT-BPDB-A60C-430070	GBT-BPRB-SL-270	GBT-BPRB-CA-CN16-D	248.200.10-GBT	241.080.00-GBT	246.030.60-GBT
GBT-BRB-270350-CN19-D-A60C	GBT-BPDB-A60C-270060	GBT-BPRB-SL-270	GBT-BPRB-CA-CN19-D	248.200.10-GBT	241.080.00-GBT	246.030.60-GBT
GBT-BRB-350430-CN19-D-A60C	GBT-BPDB-A60C-350065	GBT-BPRB-SL-270	GBT-BPRB-CA-CN19-D	248.200.10-GBT	241.080.00-GBT	246.030.60-GBT
GBT-BRB-430510-CN19-D-A60C	GBT-BPDB-A60C-430070	GBT-BPRB-SL-270	GBT-BPRB-CA-CN19-D	248.200.10-GBT	241.080.00-GBT	246.030.60-GBT

可单独订购备件，按需询价。

关于BRB系列桥架式刀座请参阅C·45

关于BRB系列滑块请参阅C·46

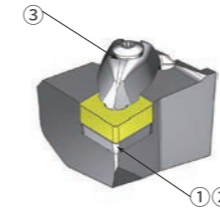
The spare parts can be ordered separately. Please inquire on demand.

Please refer to C·45 for BRB series Brigde Adaptor

Please refer to C·46 for BRB series Sliding

BRB-CN-D系列刀夹

# BRB-CN-D SERIES CARTRIDGE



● CNMN CNMG CNMA CNGA

● 刀片仅做示意

● CNMN CNMG CNMA CNGA

● The insert is for illustration only

技术参数 | Technical parameters

单位 | Unit: mm

订货号   Ordering code	刀片   Insert	夹紧方式   Clamping
GBT-BPRB-CA-CN12-D	CN..120408	D
GBT-BPRB-CA-CN16-D	CN..160612	D
GBT-BPRB-CA-CN19-D	CN..190612	D

备件 | Accessory

单独订购 | Purchase Separately

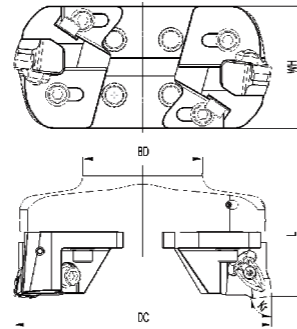
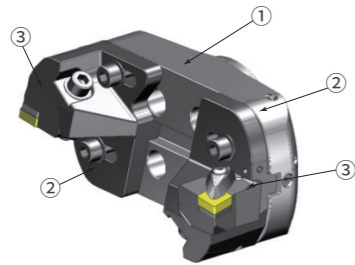
产品型号 Product ID	①	②	③	
	刀垫 Shim	刀垫螺钉 Screw(Shim)	压板组件 Clamp Set	刀片螺钉扳手 Key(Insert)
GBT-BPRB-CA-CN12-D	322.236.03-GBT	SFS 4085-GBT	412.028.21-GBT	248.150.10-GBT
GBT-BPRB-CA-CN16-D	322.234.03-GBT	SFS 5011-GBT	412.028.31-GBT	248.200.10-GBT
GBT-BPRB-CA-CN19-D	322.236.01-GBT	SFS 5011-GBT	412.028.41-GBT	248.200.10-GBT

可单独订购备件，按需询价。

The spare parts can be ordered separately. Please inquire on demand.

BRB-SN-D系列

# BRB-SN-D SERIES

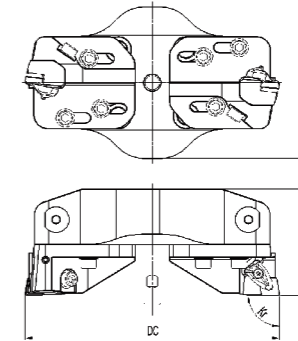
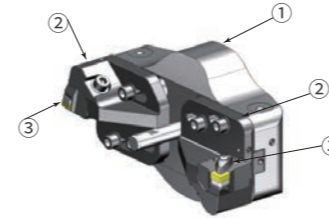


- 内冷却液供应
- SNMM SNMG SNMA SNGA
- 刀片仅做示意

- Internal coolant supply
- SNMM SNMG SNMA SNGA
- The insert is for illustration only

BRB-SN-D系列

# BRB-SN-D SERIES



- 内冷却液供应
- SNMM SNMG SNMA SNGA
- 刀片仅做示意

- Internal coolant supply
- SNMM SNMG SNMA SNGA
- The insert is for illustration only

技术参数 | Technical parameters

单位 | Unit: mm

订货号 Ordering code	镗削范围   Boring Range(DC)			尺寸   Dimension					刀片 Insert	夹紧方式 Clamping	接口 Coupling
	Min.	Max.	Adj.	L	BD	WH	Kr	KG			
GBT-BBRB-160215-SN12-D-A40C	160	215	27.5	105	100	104	84	4.39	SNMG 120408	D	A40C
GBT-BBRB-215270-SN12-D-A40C	215	270	27.5	105	100	104	84	5	SNMG 120408	D	A40C
GBT-BBRB-160215-SN15-D-A40C	160	215	27.5	105	100	104	84	4.39	SNMG 150612	D	A40C
GBT-BBRB-215270-SN15-D-A40C	215	270	27.5	105	100	104	84	5	SNMG 150612	D	A40C

备件 | Accessory

产品型号 Product ID	①	②	③			
	桥架式刀座 Brigde Adaptor	滑块 Slide	刀夹 Cartridge	刀片螺钉扳手 Key(Insert)	锁紧螺钉扳手 Key(Screw)	调整螺钉扳手 Key(Adj.)
GBT-BRB-160215-SN12-D-A40C	GBT-BPDB-A40C-160050	GBT-BPRB-SL-160	GBT-BPRB-CA-SN12-D	248.150.10-GBT	241.080.00-GBT	246.030.60-GBT
GBT-BRB-215270-SN12-D-A40C	GBT-BPDB-A40C-215050	GBT-BPRB-SL-160	GBT-BPRB-CA-SN12-D	248.150.10-GBT	241.080.00-GBT	246.030.60-GBT
GBT-BRB-160215-SN15-D-A40C	GBT-BPDB-A40C-160050	GBT-BPRB-SL-160	GBT-BPRB-CA-SN15-D	248.200.10-GBT	241.080.00-GBT	246.030.60-GBT
GBT-BRB-215270-SN15-D-A40C	GBT-BPDB-A40C-215050	GBT-BPRB-SL-160	GBT-BPRB-CA-SN15-D	248.200.10-GBT	241.080.00-GBT	246.030.60-GBT

可单独订购备件，按需询价。  
关于BRB系列桥架式刀座请参阅C·44  
关于BRB系列滑块请参阅C·46

The spare parts can be ordered separately. Please inquire on demand.  
Please refer to C·44 for BRB series Brigde Adaptor  
Please refer to C·46 for BRB series Sliding

技术参数 | Technical parameters

单位 | Unit: mm

订货号 Ordering code	镗削范围   Boring Range(DC)			尺寸   Dimension					刀片 Insert	夹紧方式 Clamping	接口 Coupling
	Min.	Max.	Adj.	L	BD	WH	Kr	KG			
GBT-BRB-270350-SN12-D-A60C	270	350	40	115	-	140	84	7.8	SNMG 120408	D	A60C
GBT-BRB-350430-SN12-D-A60C	350	430	40	120	-	140	84	9.4	SNMG 120408	D	A60C
GBT-BRB-430510-SN12-D-A60C	430	510	40	125	-	140	84	11.1	SNMG 120408	D	A60C
GBT-BRB-270350-SN15-D-A60C	270	350	40	115	-	140	84	7.8	SNMG 150612	D	A60C
GBT-BRB-350430-SN15-D-A60C	350	430	40	120	-	140	84	9.4	SNMG 150612	D	A60C
GBT-BRB-430510-SN15-D-A60C	430	510	40	125	-	140	84	11.1	SNMG 150612	D	A60C

备件 | Accessory

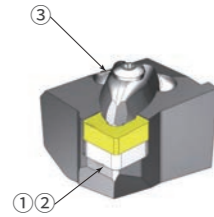
产品型号 Product ID	①	②	③			
	桥架式刀座 Brigde Adaptor	滑块 Slide	刀夹 Cartridge	刀片螺钉扳手 Key(Insert)	锁紧螺钉扳手 Key(Screw)	调整螺钉扳手 Key(Adj.)
GBT-BRB-270350-SN12-D-A60C	GBT-BPDB-A60C-270060	GBT-BPRB-SL-270	GBT-BPRB-CA-SN12-D	248.150.10-GBT	241.080.00-GBT	246.030.60-GBT
GBT-BRB-350430-SN12-D-A60C	GBT-BPDB-A60C-350065	GBT-BPRB-SL-270	GBT-BPRB-CA-SN12-D	248.150.10-GBT	241.080.00-GBT	246.030.60-GBT
GBT-BRB-430510-SN12-D-A60C	GBT-BPDB-A60C-430070	GBT-BPRB-SL-270	GBT-BPRB-CA-SN12-D	248.150.10-GBT	241.080.00-GBT	246.030.60-GBT
GBT-BRB-270350-SN15-D-A60C	GBT-BPDB-A60C-270060	GBT-BPRB-SL-270	GBT-BPRB-CA-SN15-D	248.200.10-GBT	241.080.00-GBT	246.030.60-GBT
GBT-BRB-350430-SN15-D-A60C	GBT-BPDB-A60C-350065	GBT-BPRB-SL-270	GBT-BPRB-CA-SN15-D	248.200.10-GBT	241.080.00-GBT	246.030.60-GBT
GBT-BRB-430510-SN15-D-A60C	GBT-BPDB-A60C-430070	GBT-BPRB-SL-270	GBT-BPRB-CA-SN15-D	248.200.10-GBT	241.080.00-GBT	246.030.60-GBT

可单独订购备件，按需询价。  
关于BRB系列桥架式刀座请参阅C·45  
关于BRB系列滑块请参阅C·46

The spare parts can be ordered separately. Please inquire on demand.  
Please refer to C·45 for BRB series Brigde Adaptor  
Please refer to C·46 for BRB series Sliding

BRB-SN-D系列刀夹

# BRB-SN-D SERIES CARTRIDGE



- SNMM SNMG SNMA SNGA
- 刀片仅做示意

- SNMM SNMG SNMA SNGA
- The insert is for illustration only

技术参数 | Technical parameters

单位 | Unit: mm

订货号   Ordering code	刀片   Insert	夹紧方式   Clamping
GBT-BPRB-CA-SN12-D	SN..120408	D
GBT-BPRB-CA-SN15-D	SN..150612	D

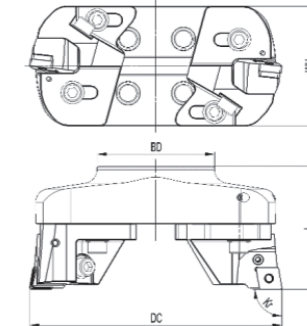
产品型号 Product ID	备件   Accessory			单独订购   Purchase Separately
	① 刀垫 Shim	② 刀垫螺钉 Screw(Shim)	③ 压板组件 Clamp Set	刀片螺钉扳手 Key(Insert)
GBT-BPRB-CA-SN12-D	322.426.02-GBT	SFS 4085-GBT	412.028.21-GBT	248.150.10-GBT
GBT-BPRB-CA-SN15-D	322.425.03-GBT	SFS 5011-GBT	412.028.31-GBT	248.200.10-GBT

可单独订购备件，按需询价。

The spare parts can be ordered separately. Please inquire on demand.

BRB-CN-P系列

# BRB-CN-P SERIES



- 内冷却液供应
- CNMM CNMG CNMA CNGA
- 刀片仅做示意

- Internal coolant supply
- CNMM CNMG CNMA CNGA
- The insert is for illustration only

技术参数 | Technical parameters

单位 | Unit: mm

订货号 Ordering code	镗削范围   Boring Range(DC)			尺寸   Dimension					刀片 Insert	夹紧方式 Clamping	接口 Coupling
	Min.	Max.	Adj.	L	BD	WH	Kr	KG			
GBT-BRB-160215-CN12-P-A40C	160	215	27.5	105	100	104	90	4.39	CNMG120408	P	A40C
GBT-BRB-215270-CN12-P-A40C	215	270	27.5	105	100	104	90	5	CNMG120408	P	A40C
GBT-BRB-160215-CN16-P-A40C	160	215	27.5	105	100	104	90	4.39	CNMG160612	P	A40C
GBT-BRB-215270-CN16-P-A40C	215	270	27.5	105	100	104	90	5	CNMG160612	P	A40C
GBT-BRB-160215-CN19-P-A40C	160	215	27.5	107	100	104	90	4.39	CNMG190612	P	A40C
GBT-BRB-215270-CN19-P-A40C	215	270	27.5	107	100	104	90	5	CNMG190612	P	A40C

备件 | Accessory

产品型号 Product ID	①	②	③			
	桥架式刀座 Brigde Adaptor	滑块 Slide	刀夹 Cartridge	刀片螺钉扳手 Key(Insert)	锁紧螺钉扳手 Key(Screw)	调整螺钉扳手 Key(Adj.)
GBT-BRB-160215-CN12-P-A40C	GBT-BPDB-A40C-160050	GBT-BPRB-SL-160	GBT-BPRB-CA-CN12-P	241.030.63-GBT	241.080.00-GBT	246.030.60-GBT
GBT-BRB-215270-CN12-P-A40C	GBT-BPDB-A40C-215050	GBT-BPRB-SL-160	GBT-BPRB-CA-CN12-P	241.030.63-GBT	241.080.00-GBT	246.030.60-GBT
GBT-BRB-160215-CN16-P-A40C	GBT-BPDB-A40C-160050	GBT-BPRB-SL-160	GBT-BPRB-CA-CN16-P	241.030.63-GBT	241.080.00-GBT	246.030.60-GBT
GBT-BRB-215270-CN16-P-A40C	GBT-BPDB-A40C-215050	GBT-BPRB-SL-160	GBT-BPRB-CA-CN16-P	241.030.63-GBT	241.080.00-GBT	246.030.60-GBT
GBT-BRB-160215-CN19-P-A40C	GBT-BPDB-A40C-160050	GBT-BPRB-SL-160	GBT-BPRB-CA-CN19-P	241.040.70-GBT	241.080.00-GBT	246.030.60-GBT
GBT-BRB-215270-CN19-P-A40C	GBT-BPDB-A40C-215050	GBT-BPRB-SL-160	GBT-BPRB-CA-CN19-P	241.040.70-GBT	241.080.00-GBT	246.030.60-GBT

可单独订购备件，按需询价。

关于BRB系列桥架式刀座请参阅C·44

关于BRB系列滑块请参阅C·46

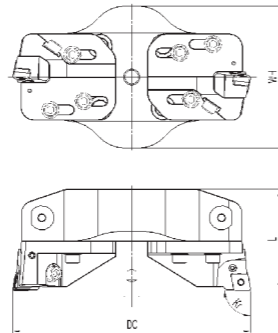
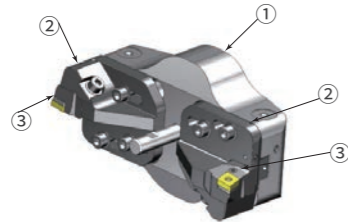
The spare parts can be ordered separately. Please inquire on demand.

Please refer to C·44 for BRB series Brigde Adaptor

Please refer to C·46 for BRB series Sliding

BRB-CN-P系列

# BRB-CN-P SERIES



- 内冷却液供应
- CNMM CNMG CNMA CNGA
- 刀片仅做示意

- Internal coolant supply
- CNMM CNMG CNMA CNGA
- The insert is for illustration only

技术参数 | Technical parameters

单位 | Unit: mm

订货号 Ordering code	镗削范围   Boring Range(DC)			尺寸   Dimension					刀片 Insert	夹紧方式 Clamping	接口 Coupling
	Min.	Max.	Adj.	L	BD	WH	Kr	KG			
GBT-BRB-270350-CN12-P-A60C	270	350	40	115	-	140	90	7.8	CNMG120408	P	A60C
GBT-BRB-350430-CN12-P-A60C	350	430	40	120	-	140	90	9.4	CNMG120408	P	A60C
GBT-BRB-430510-CN12-P-A60C	430	510	40	125	-	140	90	11.1	CNMG120408	P	A60C
GBT-BRB-270350-CN16-P-A60C	270	350	40	115	-	140	90	7.8	CNMG160612	P	A60C
GBT-BRB-350430-CN16-P-A60C	350	430	40	120	-	140	90	9.4	CNMG160612	P	A60C
GBT-BRB-430510-CN16-P-A60C	430	510	40	125	-	140	90	11.1	CNMG160612	P	A60C
GBT-BRB-270350-CN19-P-A60C	270	350	40	117	-	140	90	7.8	CNMG 190612	P	A60C
GBT-BRB-350430-CN19-P-A60C	350	430	40	122	-	140	90	9.4	CNMG 190612	P	A60C
GBT-BRB-430510-CN19-P-A60C	430	510	40	127	-	140	90	11.1	CNMG 190612	P	A60C

转下页 see next page →

BRB-CN-P系列

# BRB-CN-P SERIES

备件 | Accessory

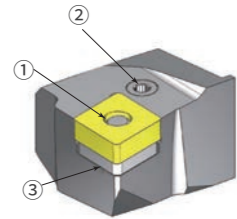
产品型号 Product ID	①	②	③			
	桥架式刀座 Brigde Adaptor	滑块 Slide	刀夹 Cartridge	刀片螺钉扳手 Key(Insert)	锁紧螺钉扳手 Key(Screw)	调整螺钉扳手 Key(Adj.)
GBT-BRB-270350-CN12-P-A60C	GBT-BPDB-A60C-270060	GBT-BPRB-SL-270	GBT-BPRB-CA-CN12-P	-241.030.63-GBT	241.080.00-GBT	246.030.60-GBT
GBT-BRB-350430-CN12-P-A60C	GBT-BPDB-A60C-350065	GBT-BPRB-SL-270	GBT-BPRB-CA-CN12-P	241.030.63-GBT	241.080.00-GBT	246.030.60-GBT
GBT-BRB-430510-CN12-P-A60C	GBT-BPDB-A60C-430070	GBT-BPRB-SL-270	GBT-BPRB-CA-CN12-P	241.030.63-GBT	241.080.00-GBT	246.030.60-GBT
GBT-BRB-270350-CN16-P-A60C	GBT-BPDB-A60C-270060	GBT-BPRB-SL-270	GBT-BPRB-CA-CN16-P	241.030.63-GBT	241.080.00-GBT	246.030.60-GBT
GBT-BRB-350430-CN16-P-A60C	GBT-BPDB-A60C-350065	GBT-BPRB-SL-270	GBT-BPRB-CA-CN16-P	241.030.63-GBT	241.080.00-GBT	246.030.60-GBT
GBT-BRB-430510-CN16-P-A60C	GBT-BPDB-A60C-430070	GBT-BPRB-SL-270	GBT-BPRB-CA-CN16-P	241.030.63-GBT	241.080.00-GBT	246.030.60-GBT
GBT-BRB-270350-CN19-P-A60C	GBT-BPDB-A60C-270060	GBT-BPRB-SL-270	GBT-BPRB-CA-CN19-P	241.040.70-GBT	241.080.00-GBT	246.030.60-GBT
GBT-BRB-350430-CN19-P-A60C	GBT-BPDB-A60C-350065	GBT-BPRB-SL-270	GBT-BPRB-CA-CN19-P	241.040.70-GBT	241.080.00-GBT	246.030.60-GBT
GBT-BRB-430510-CN19-P-A60C	GBT-BPDB-A60C-430070	GBT-BPRB-SL-270	GBT-BPRB-CA-CN19-P	241.040.70-GBT	241.080.00-GBT	246.030.60-GBT

可单独订购备件，按需询价。  
关于BRB系列桥架式刀座请参阅C·45  
关于BRB系列滑块请参阅C·46

The spare parts can be ordered separately. Please inquire on demand.  
Please refer to C·45 for BRB series Brigde Adaptor  
Please refer to C·46 for BRB series Sliding

BRB-CN-P系列刀夹

# BRB-CN-D SERIES CARTRIDGE

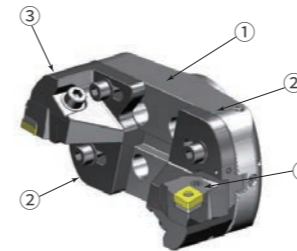


- CNMM CNMG CNMA CNGA
- 刀片仅做示意

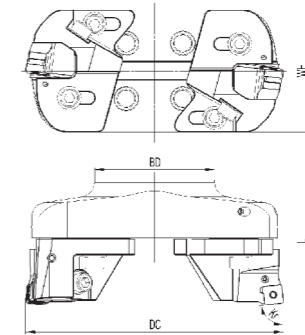
- CNMM CNMG CNMA CNGA
- The insert is for illustration only

BRB-SN-P系列

# BRB-SN-P SERIES



- 内冷却液供应
- SNMM SNMG SNMA SNGA
- 刀片仅做示意



- Internal coolant supply
- SNMM SNMG SNMA SNGA
- The insert is for illustration only

技术参数 | Technical parameters

单位 | Unit: mm

订货号   Ordering code	刀片   Insert	夹紧方式   Clamping
GBT-BPRB-CA-CN12-P	CN..120408	P
GBT-BPRB-CA-CN16-P	CN..160612	P
GBT-BPRB-CA-CN19-P	CN..190612	P

技术参数 | Technical parameters

单位 | Unit: mm

订货号 Ordering code	镗削范围   Boring Range(DC)			尺寸   Dimension					刀片 Insert	夹紧方式 Clamping	接口 Coupling
	Min.	Max.	Adj.	L	BD	WH	Kr	KG			
GBT-BRB-160215-SN12-P-A40C	160	215	27.5	105	100	104	84	4.39	SNMG120408	P	A40C
GBT-BRB-215270-SN12-P-A40C	215	270	27.5	105	100	104	84	5	SNMG120408	P	A40C
GBT-BRB-160215-SN15-P-A40C	160	215	27.5	105	100	104	84	4.39	SNMG150612	P	A40C
GBT-BRB-215270-SN15-P-A40C	215	270	27.5	105	100	104	84	5	SNMG150612	P	A40C

产品型号 Product ID	备件   Accessory			单独订购   Purchase Separately
	① 杠杆 Lever	② 螺钉 Screw	③ 刀垫 Shim	扳手 Key
GBT-BPRB-CA-CN12-P	413.438.41-GBT	414.438.21-GBT	322.318.50-GBT	241.030.63-GBT
GBT-BPRB-CA-CN16-P	413.838.40-GBT	414.838.31-GBT	322.318.52-GBT	241.030.63-GBT
GBT-BPRB-CA-CN19-P	413.438.42-GBT	414.438.22-GBT	322.318.51-GBT	241.040.70-GBT

可单独订购备件，按需询价。

The spare parts can be ordered separately. Please inquire on demand.

备件 | Accessory

产品型号 Product ID	①	②	③	刀片螺钉扳手 Key(Insert)	锁紧螺钉扳手 Key(Screw)	调整螺钉扳手 Key(Adj.)
	桥架式刀座 Brigde Adaptor	滑块 Slide	刀夹 Cartridge			
GBT-BRB-160215-SN12-P-A40C	GBT-BPDB-A40C-160050	GBT-BPRB-SL-160	GBT-BPRB-CA-SN12-P	241.030.63-GBT	241.080.00-GBT	246.030.60-GBT
GBT-BRB-215270-SN12-P-A40C	GBT-BPDB-A40C-215050	GBT-BPRB-SL-160	GBT-BPRB-CA-SN12-P	241.030.63-GBT	241.080.00-GBT	246.030.60-GBT
GBT-BRB-160215-SN15-P-A40C	GBT-BPDB-A40C-160050	GBT-BPRB-SL-160	GBT-BPRB-CA-SN15-P	241.030.63-GBT	241.080.00-GBT	246.030.60-GBT
GBT-BRB-215270-SN15-P-A40C	GBT-BPDB-A40C-215050	GBT-BPRB-SL-160	GBT-BPRB-CA-SN15-P	241.030.63-GBT	241.080.00-GBT	246.030.60-GBT

可单独订购备件，按需询价。

关于BRB系列桥架式刀座请参阅C·44  
关于BRB系列滑块请参阅C·46

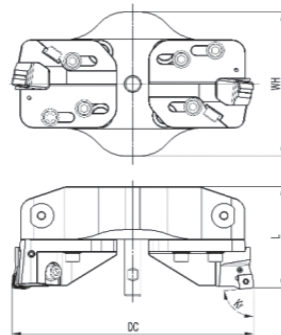
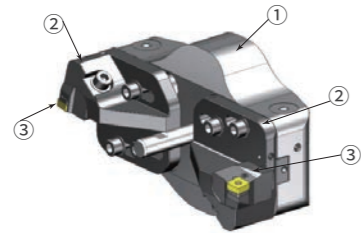
The spare parts can be ordered separately. Please inquire on demand.

Please refer to C·44 for BRB series Brigde Adaptor  
Please refer to C·46 for BRB series Sliding



BRB-SN-P系列

# BRB-SN-P SERIES



- 内冷却液供应
- SNMM SNMG SNMA SNGA
- 刀片仅做示意

- Internal coolant supply
- SNMM SNMG SNMA SNGA
- The insert is for illustration only

技术参数 | Technical parameters

单位 | Unit: mm

订货号 Ordering code	镗削范围   Boring Range(DC)			尺寸   Dimension					刀片 Insert	夹紧方式 Clamping	接口 Coupling
	Min.	Max.	Adj.	L	BD	WH	Kr	KG			
GBT-BRB-270350-SN12-P-A60C	270	350	40	115	-	140	84	7.8	SNMG120408	P	A60C
GBT-BRB-350430-SN12-P-A60C	350	430	40	120	-	140	84	9.4	SNMG120408	P	A60C
GBT-BRB-430510-SN12-P-A60C	430	510	40	125	-	140	84	11.1	SNMG120408	P	A60C
GBT-BRB-270350-SN15-P-A60C	270	350	40	115	-	140	84	7.8	SNMG150612	P	A60C
GBT-BRB-350430-SN15-P-A60C	350	430	40	120	-	140	84	9.4	SNMG150612	P	A60C
GBT-BRB-430510-SN15-P-A60C	430	510	40	125	-	140	84	11.1	SNMG150612	P	A60C

备件 | Accessory

产品型号 Product ID	①	②	③			
	桥架式刀座 Brigde Adaptor	滑块 Slide	刀夹 Cartridge	刀片螺钉扳手 Key(Insert)	锁紧螺钉扳手 Key(Screw)	调整螺钉扳手 Key(Adj.)
GBT-BRB-270350-SN12-P-A60C	GBT-BPDB-A60C-270060	GBT-BPRB-SL-270	GBT-BPRB-CA-SN12-P	241.030.63-GBT	241.080.00-GBT	246.030.60-GBT
GBT-BRB-350430-SN12-P-A60C	GBT-BPDB-A60C-350065	GBT-BPRB-SL-270	GBT-BPRB-CA-SN12-P	241.030.63-GBT	241.080.00-GBT	246.030.60-GBT
GBT-BRB-430510-SN12-P-A60C	GBT-BPDB-A60C-430070	GBT-BPRB-SL-270	GBT-BPRB-CA-SN12-P	241.030.63-GBT	241.080.00-GBT	246.030.60-GBT
GBT-BRB-270350-SN15-P-A60C	GBT-BPDB-A60C-270060	GBT-BPRB-SL-270	GBT-BPRB-CA-SN15-P	241.030.63-GBT	241.080.00-GBT	246.030.60-GBT
GBT-BRB-350430-SN15-P-A60C	GBT-BPDB-A60C-350065	GBT-BPRB-SL-270	GBT-BPRB-CA-SN15-P	241.030.63-GBT	241.080.00-GBT	246.030.60-GBT
GBT-BRB-430510-SN15-P-A60C	GBT-BPDB-A60C-430070	GBT-BPRB-SL-270	GBT-BPRB-CA-SN15-P	241.030.63-GBT	241.080.00-GBT	246.030.60-GBT

可单独订购备件，按需询价。

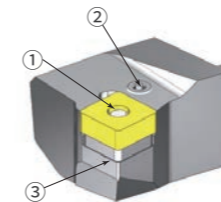
关于BRB系列桥架式刀座请参阅C·45  
关于BRB系列滑块请参阅C·46

The spare parts can be ordered separately. Please inquire on demand.

Please refer to C·45 for BRB series Brigde Adaptor  
Please refer to C·46 for BRB series Sliding

BRB-SN-P系列刀夹

# BRA-SN-P SERIES CARTRIDGE



- SNMM SNMG SNMA SNGA
- 刀片仅做示意

- SNMM SNMG SNMA SNGA
- The insert is for illustration only

技术参数 | Technical parameters

单位 | Unit: mm

订货号   Ordering code	刀片   Insert	夹紧方式   Clamping
GBT-BPRB-CA-SN12-P	SN..120408	P
GBT-BPRB-CA-SN15-P	SN..150612	P

备件 | Accessory

单独订购 | Purchase Separately


产品型号 Product ID	①	②	③	
	杠杆 Lever	螺钉 Screw	刀垫 Shim	扳手 Key
GBT-BPRB-CA-SN12-P	413.438.41-GBT	414.438.21-GBT	322.438.51-GBT	241.030.63-GBT
GBT-BPRB-CA-SN15-P	413.838.40-GBT	414.838.31-GBT	322.438.57-GBT	241.030.63-GBT

可单独订购备件，按需询价。

The spare parts can be ordered separately. Please inquire on demand.

BRB系列桥架式刀座

# BRB SERIES BRIGDE ADAPTOR



技术参数 | Technical parameters

单位 | Unit: mm

订货号   Ordering code	直径范围   Fitting Range	接口   Coupling
GBT-BPDB-A40C-160050	160-215	A40C
GBT-BPDB-A40C-215050	215-270	A40C


产品型号 Product ID	备件   Accessary						单独订购   Purchase Separately	
	① 锁紧螺钉 Screw(Lock)	② 蝶形弹簧垫圈 Shim	③ 调整螺钉 Screw(Adj.)	④ 挡销 Pin(Stop)	⑤ 堵丝 Nozzle	⑥ 堵丝 Nozzle	锁紧螺钉扳手 Key(Screw)	调整螺钉扳手 Key(Adj.)
GBT-BPDB-A40C-160050	113.100.30-GBT	136.100.11-GBT	519.091.01-GBT	212.230.207-GBT	251.050.05-GBT	-	241.080.00-GBT	246.030.60-GBT
GBT-BPDB-A40C-215050	113.100.30-GBT	136.100.11-GBT	519.091.01-GBT	212.230.207-GBT	251.050.05-GBT	251.060.06-GBT	241.080.00-GBT	246.030.60-GBT

可单独订购备件，按需询价。

The spare parts can be ordered separately. Please inquire on demand.

BRB系列桥架式刀座

# BRB SERIES BRIGDE ADAPTOR



技术参数 | Technical parameters

单位 | Unit: mm

订货号   Ordering code	直径范围   Fitting Range	接口   Coupling
GBT-BPDB-A60C-270060	270-350	A60C
GBT-BPDB-A60C-350065	350-430	A60C
GBT-BPDB-A60C-430070	430-510	A60C

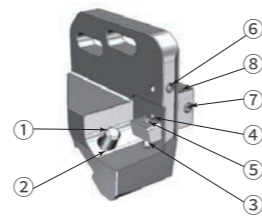
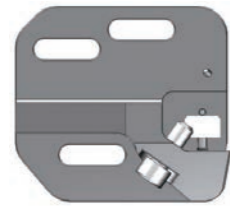
产品型号 Product ID	备件   Accessary						单独订购   Purchase Separately
	① 锁紧螺钉 Screw(Lock)	② 蝶形弹簧垫圈 Shim	③ 圆柱销 Pin	④ 堵丝 Nozzle	⑤ 堵丝 Nozzle	⑥ 测量销 Pin(Measuring)	锁紧螺钉扳手 Key(Screw)
GBT-BPDB-A60C-270060	113.100.30-GBT	136.100.11-GBT	171.060.16-GBT	251.050.05-GBT	251.060.06-GBT	MP-1875-GBT	241.080.00-GBT
GBT-BPDB-A60C-350065	113.100.30-GBT	136.100.11-GBT	171.060.16-GBT	251.050.05-GBT	251.080.08-GBT	MP-1875-GBT	241.080.00-GBT
GBT-BPDB-A60C-430070	113.100.30-GBT	136.100.11-GBT	171.060.16-GBT	251.050.05-GBT	251.080.08-GBT	MP-1875-GBT	241.080.00-GBT

可单独订购备件，按需询价。

The spare parts can be ordered separately. Please inquire on demand.

BRB系列滑块

# BRB SERIES SLIDE



技术参数 | Technical parameters

单位 | Unit: mm

订货号   Ordering code	直径范围   Fitting Range
GBT-BPRB-SL-160	160-270
GBT-BPRB-SL-270	270-510

产品型号 Product ID	备件   Accessory								单独订购   Purchase Separately	
	① 锁紧螺钉 Screw(Lock)	② 蝶形弹簧垫圈 Shim	③ 双头螺丝 Studs	④ 挡销 Pin(Stop)	⑤ 楔块 Wedge	⑥ 堵丝 Nozzle	⑦ 调整螺钉 Screw(Adj.)	⑧ 堵丝 Nozzle	锁紧螺钉扳手 Key(Screw)	调整螺钉扳手 Key(Adj.)
GBT-BPRB-SL-160	113.100.25-GBT	136.100.11-GBT	115.060.25-GBT	212.230.207-GBT	288.060.01-GBT	251.050.05-GBT	-	-	241.080.00-GBT	246.030.60-GBT
GBT-BPRB-SL-270	113.100.25-GBT	136.100.11-GBT	115.060.25-GBT	212.230.207-GBT	288.060.01-GBT	251.050.05-GBT	214.020.368-GBT	254.030.10-GBT	241.080.00-GBT	246.030.60-GBT

可单独订购备件，按需询价。

The spare parts can be ordered separately. Please inquire on demand.

## 精镗刀BFA系列 | BFA SERIES

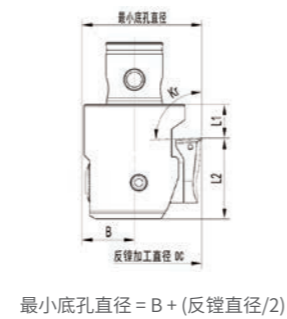



- 适用于Φ20-Φ160mm的孔径精加工；
- 加工孔径公差可达IT6级；
- 直径调节精度0.002mm；

- Apply to Φ 20- Φ 160mm aperture finishing;
- Machining aperture tolerance can reach IT6;
- Diameter adjustment accuracy: 0.002mm;

BFA-TC系列

# BFA-TC SERIES



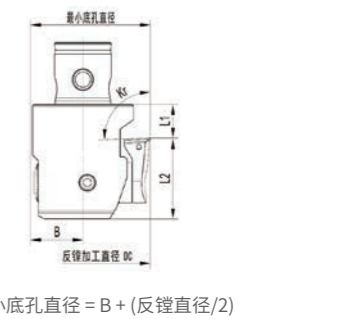

最小底孔直径 = B + (反镗直径/2)

- 内冷却液供应
- TCMT TCMX TCGT TCGX TCEX TCMW
- 刀片仅做示意

- Internal coolant supply
- TCMT TCMX TCGT TCGX TCEX TCMW
- The insert is for illustration only

BFA-TC系列

# BFA-TC SERIES



最小底孔直径 = B + (反镗直径/2)

- 内冷却液供应
- TCMT TCMX TCGT TCGX TCEX TCMW
- 刀片仅做示意

- Internal coolant supply
- TCMT TCMX TCGT TCGX TCEX TCMW
- The insert is for illustration only

技术参数 | Technical parameters

单位 | Unit: mm

订货号 Ordering code	加长垫圈组件 <sup>3)</sup> Extended washer assembly <sup>3)</sup>	加长垫圈组件数量 Quantity	正镗 Positive boring			
			镗削范围 Boring Range(DC)		尺寸   Dimension	
			Min.	Max.	L	BD
GBT-BFA-020025-TC06-S-CKB1	-	-	20	25	33	19
	GBT-BPFA-WS-025A	1	25	30		
	GBT-BPFA-WS-025A	2 <sup>2)</sup>	30	35		
GBT-BFA-025032-TC06-S-CKB2	-	-	25	32	36	23.5
	GBT-BPFA-WS-035A	1	32	39		
	GBT-BPFA-WS-035A	2 <sup>2)</sup>	39	46		
GBT-BFA-032042-TC09-S-CKB3	-	-	32	42	43	31
	GBT-BPFA-WS-050B	1	42	52		
	GBT-BPFA-WS-050B	2 <sup>2)</sup>	52	62		
GBT-BFA-042055-TC09-S-CKB4	-	-	42	55	47	39
	GBT-BPFA-WS-050B	1	52	65		
	GBT-BPFA-WS-050B	2 <sup>2)</sup>	62	75		
GBT-BFA-055070-TC11-S-CKB5	-	-	55	70	57	50
	GBT-BPFA-WS-060C	1	67	82		
	GBT-BPFA-WS-060C	2 <sup>2)</sup>	79	94		
GBT-BFA-070100-TC11-S-CKB6	-	-	70	100	71	64
	GBT-BPFA-WS-125C	1	95	125		
	GBT-BPFA-WS-125C	2 <sup>2)</sup>	120	150		

技术参数 | Technical parameters

单位 | Unit: mm

反镗 Reverse boring					主偏角 Main declination	重量 m	刀片 Insert	接口 Coupling
镗削范围 Boring Range(DC)		尺寸   Dimension						
Min.	Max.	L1	L2	B				
-	-	11	19.5	10.5	92	0.07	TCMT 06T102	CKB1
27	30							
30	35							
-	-	14	19.5	12.5	92	0.12	TCMT 06T102	CKB2
32	39							
39	46							
40	42	9	31	16.5	92	0.24	TCMT 090204	CKB3
42	52							
52	62							
49	55	13	31	20.5	92	0.43	TCMT 090204	CKB4
52	65							
62	75							
62	70	11	42	26	92	0.84	TCMT 110304 TCMT 110204 <sup>1)</sup>	CKB5
67	82							
79	94							
78	100	25	42	33	92	1.83	TCMT 110304 TCMT 110204 <sup>1)</sup>	CKB6
95	125							
120	150							

转下页 see next page →

BFA-TC系列

# BFA-TC SERIES

技术参数 | Technical parameters

单位 | Unit: mm

订货号 Ordering code	加长垫圈组件 <sup>3)</sup> Extended washer assembly <sup>3)</sup>	加长垫圈组件数量 Quantity	正镗 Positive boring			
			镗削范围 Boring Range(DC)		尺寸   Dimension	
			Min.	Max.	L	BD
GBT-BFA-100160-TC11-S-CKB6	-	-	100	160	73	64
	GBT-BPFA-WS-125D	1	125	185		
	GBT-BPFA-WS-125D	2 <sup>2)</sup>	150	210		
GBT-BFA-100160-TC11-S-CKB7	-	-	100	160	89	90
	GBT-BPFA-WS-125D	1	125	185		
	GBT-BPFA-WS-125D	2 <sup>2)</sup>	150	210		

BFA-TC系列

# BFA-TC SERIES

技术参数 | Technical parameters




单位 | Unit: mm

反镗 Reverse boring					主偏角 Main declination	重量 m	刀片 Insert	接口 Coupling
镗削范围 Boring Range(DC)		尺寸   Dimension						
Min.	Max.	L1	L2	B				
108	160	23	46	47.5	92	2.92	TCMT 110304 TCMT 110204 <sup>1)</sup>	CKB6
125	185							
150	210							
108	160	39	46	47.5	92	4.28	TCMT 110304 TCMT 110204 <sup>1)</sup>	CKB7
125	185							
150	210							

注：“1)”表示此刀片型号的刀夹需要单独订购  
“2)”表示需要2个加长垫圈组件  
“3)”表示加长垫圈组件需要单独订购

Note: "1)" Indicates that the cartridge matching this insert model needs to be ordered separately  
"2)" Indicates that 2 extended washer assemblies are required  
"3)" Indicates that the extended washer assembly needs to be ordered separately

备件 | Accessory


产品型号 Product ID	①	②			
	刀座 Adaptor	刀夹 Cartridge	刀片螺钉扳手 Key(Insert)	堵丝扳手 Key(Nozzle)	锁紧螺钉扳手 Key(Screw)
GBT-BFA-020025-TC06-S-CKB1	GBT-BPFA-CKB1-020022	GBT-BPFA-CA-0511TC06-S	242.060.35-GBT	241.009.34-GBT	247.020.100-GBT
GBT-BFA-025032-TC06-S-CKB2	GBT-BPFA-CKB2-025025	GBT-BPFA-CA-0511TC06-S	242.060.35-GBT	241.009.34-GBT	247.020.100-GBT
GBT-BFA-032042-TC09-S-CKB3	GBT-BPFA-CKB3-032026	GBT-BPFA-CA-0717TC09-S	242.070.35-GBT	241.009.34-GBT	247.030.100-GBT
GBT-BFA-042055-TC09-S-CKB4	GBT-BPFA-CKB4-042030	GBT-BPFA-CA-0717TC09-S	242.070.35-GBT	241.009.34-GBT	247.030.100-GBT
GBT-BFA-055070-TC11-S-CKB5	GBT-BPFA-CKB5-055034	GBT-BPFA-CA-1023TC1102-S <sup>1)</sup>	242.070.35-GBT	241.009.34-GBT	247.040.100-GBT
		GBT-BPFA-CA-1023TC11-S			
GBT-BFA-070100-TC11-S-CKB6	GBT-BPFA-CKB6-070048	GBT-BPFA-CA-1023TC1102-S <sup>1)</sup>	242.070.35-GBT	241.009.34-GBT	247.040.100-GBT
		GBT-BPFA-CA-1023TC11-S			
GBT-BFA-100160-TC11-S-CKB6	GBT-BPFA-CKB6-100048	GBT-BPFA-CA-1025TC1102-S <sup>1)</sup>	242.070.35-GBT	241.009.34-GBT	247.040.100-GBT
		GBT-BPFA-CA-1025TC11-S			
GBT-BFA-100160-TC11-S-CKB7	GBT-BPFA-CKB7-100064	GBT-BPFA-CA-1025TC1102-S <sup>1)</sup>	242.070.35-GBT	241.009.34-GBT	247.040.100-GBT
		GBT-BPFA-CA-1025TC11-S			

注：“1)”表示此刀夹需要单独订购；  
可单独订购备件，按需询价。

Note: "1)" Indicates that the cartridge needs to be ordered separately;  
The spare parts can be ordered separately. Please inquire on demand.

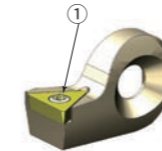
BFA-TC系列刀座

# BFA-TC SERIES ADAPTOR



BFA-TC系列刀夹

# BFA-TC SERIES CARTRIDGE



- TCMT TCMX TCGT TCGX TCEX TCMW
- 刀片仅做示意

- TCMT TCMX TCGT TCGX TCEX TCMW
- The insert is for illustration only

技术参数 | Technical parameters

单位 | Unit: mm

订货号   Ordering code	直径范围   Fitting Range	接口   Coupling
GBT-BPFA-CKB1-020022	20-25	CKB1
GBT-BPFA-CKB2-025025	25-32	CKB2
GBT-BPFA-CKB3-032026	32-42	CKB3
GBT-BPFA-CKB4-042030	42-55	CKB4
GBT-BPFA-CKB5-055034	55-70	CKB5
GBT-BPFA-CKB6-070048	70-100	CKB6
GBT-BPFA-CKB6-100048	100-160	CKB6
GBT-BPFA-CKB7-100064	100-160	CKB7

技术参数 | Technical parameters

单位 | Unit: mm

订货号   Ordering code	刀片   Insert	夹紧方式   Clamping
GBT-BPFA-CA-0511TC06-S	TC..06T102	S
GBT-BPFA-CA-0717TC09-S	TC..090204	S
GBT-BPFA-CA-1023TC1102-S	TC..110204	S
GBT-BPFA-CA-1023TC11-S	TC..110304	S
GBT-BPFA-CA-1025TC1102-S	TC..110204	S
GBT-BPFA-CA-1025TC11-S	TC..110304	S

产品型号 Product ID	备件   Accessory				单独订购   Purchase Separately	
	① 锁紧螺钉 Screw(Lock)	② 刀夹锁紧螺钉 Screw(Cartridge)	③ 堵丝 Nozzle	④ 堵丝 Nozzle	堵丝扳手 Key(Nozzle)	锁紧螺钉扳手 Key(Screw)
GBT-BPFA-CKB1-020022	119.040.05-GBT	111.035.06-GBT	251.020.03-GBT	-	241.009.34-GBT	247.020.100-GBT
GBT-BPFA-CKB2-025025	119.040.06-GBT	111.035.06-GBT	251.020.03-GBT	-	241.009.34-GBT	247.020.100-GBT
GBT-BPFA-CKB3-032026	119.060.08-GBT	111.050.08-GBT	251.020.03-GBT	-	241.009.34-GBT	247.030.100-GBT
GBT-BPFA-CKB4-042030	119.060.10-GBT	111.050.08-GBT	251.020.03-GBT	-	241.009.34-GBT	247.030.100-GBT
GBT-BPFA-CKB5-055034	119.080.12-GBT	111.080.12-GBT	251.020.03-GBT	-	241.009.34-GBT	247.040.100-GBT
GBT-BPFA-CKB6-070048	119.080.16-GBT	111.080.12-GBT	251.020.03-GBT	-	241.009.34-GBT	247.040.100-GBT
GBT-BPFA-CKB6-100048	119.080.20-GBT	111.080.12-GBT	251.020.03-GBT	251.030.03-GBT	241.009.34-GBT	247.040.100-GBT
GBT-BPFA-CKB7-100064	119.080.20-GBT	111.080.12-GBT	251.020.03-GBT	251.030.03-GBT	241.009.34-GBT	247.040.100-GBT

可单独订购备件，按需询价。

The spare parts can be ordered separately. Please inquire on demand.

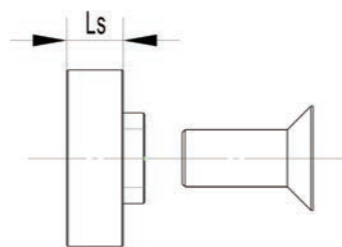

产品型号   Product ID	备件   Accessory		单独订购   Purchase Separately	
	① 刀片螺钉   Screw(Insert)	刀片螺钉扳手   Key(Insert)	刀片螺钉   Screw(Insert)	刀片螺钉扳手   Key(Insert)
GBT-BPFA-CA-0511TC06-S	ILD2042-GBT	242.060.35-GBT	ILD2042-GBT	242.060.35-GBT
GBT-BPFA-CA-0717TC09-S	ILD 2264-GBT	242.070.35-GBT	ILD 2264-GBT	242.070.35-GBT
GBT-BPFA-CA-1023TC1102-S	SFS 2565-GBT	242.070.35-GBT	SFS 2565-GBT	242.070.35-GBT
GBT-BPFA-CA-1023TC11-S	SFS 2565-GBT	242.070.35-GBT	SFS 2565-GBT	242.070.35-GBT
GBT-BPFA-CA-1025TC1102-S	SFS 2565-GBT	242.070.35-GBT	SFS 2565-GBT	242.070.35-GBT
GBT-BPFA-CA-1025TC11-S	SFS 2565-GBT	242.070.35-GBT	SFS 2565-GBT	242.070.35-GBT

可单独订购备件，按需询价。

The spare parts can be ordered separately. Please inquire on demand.

BFA-TC系列加长垫圈组件

# BFA-TC SERIES EXTENDED WASHER ASSEMBLY



技术参数 | Technical parameters

单位 | Unit: mm


订货号 Ordering code	尺寸   Dimension	
	Ls	
GBT-BPFA-WS-025A	2.5	
GBT-BPFA-WS-035A	3.5	
GBT-BPFA-WS-050B	5	
GBT-BPFA-WS-060C	6	
GBT-BPFA-WS-125C	12.5	
GBT-BPFA-WS-125D	12.5	

备件   Accessory		单独订购   Purchase Separately	
产品型号 Product ID	锁紧螺钉 Screw(Lock)		锁紧螺钉扳手   Key(Screw)
	GBT-BPFA-WS-025A	111.035.09-GBT	
GBT-BPFA-WS-035A	111.035.09-GBT	111.035.13-GBT	247.020.100-GBT
GBT-BPFA-WS-050B	111.050.14-GBT	111.050.19-GBT	247.030.100-GBT
GBT-BPFA-WS-060C	111.080.18-GBT	111.080.25-GBT	247.040.100-GBT
GBT-BPFA-WS-125C	111.080.25-GBT	111.080.37-GBT	247.040.100-GBT
GBT-BPFA-WS-125D	111.080.25-GBT	111.080.37-GBT	247.040.100-GBT

可单独订购备件，按需询价。

The spare parts can be ordered separately. Please inquire on demand.

## 精镗刀BFB系列 | BFB SERIES

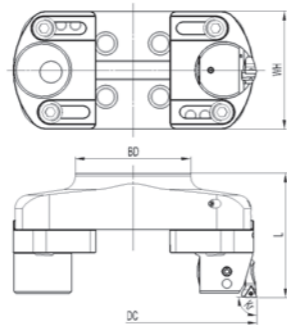



- 用于Φ160-Φ525mm的孔径精加工；
- 加工孔径公差可达IT6级；
- 航空铝桥架具有较轻的重量可减少主轴负载（与粗镗B系列通用）；
- 直径调节精度0.002mm；
- 可进行径向调节。

- Apply to Φ 160- Φ 525mm aperture finishing;
- Machining aperture tolerance can reach IT6;
- Aviation aluminum bridge with less weight can reduce the spindle load (common with rough boring BRB Series);
- Diameter adjustment accuracy: 0.002mm;
- Radial adjustment is available.

BFB-TC系列

# BFB-TC SERIES



- 内冷却液供应
- TCMT TCMX TCGT TCGX TCEX TCMW
- 刀片仅做示意

- Internal coolant supply
- TCMT TCMX TCGT TCGX TCEX TCMW
- The insert is for illustration only

技术参数 | Technical parameters

单位 | Unit: mm

订货号 Ordering code	镗削范围   Boring Range(DC)			尺寸   Dimension					刀片 Insert	夹紧方式 Clamping	接口 Coupling
	Min.	Max.	Adj.	L	BD	WH	Kr	KG			
GBT-BFB-160230-TC11-S-A40C	160	230	70	118	100	104	92	4.5	TCMT 110304 TCMT 110204 <sub>1)</sub>	S	A40C
GBT-BFB-215285-TC11-S-A40C	215	285	70	118	100	104	92	5	TCMT 110304 TCMT 110204 <sub>1)</sub>	S	A40C

注：“1)”表示此刀片型号的刀夹需要单独订购。 Note: "1)" Indicates that the cartridge matching this insert model needs to be ordered separately.

备件 | Accessory

产品型号 Product ID	①	②	③	④	⑤	⑥
	刀座 Adaptor	滑块 Slide	配重滑块 Slide(CW)	精镗刀座 Adaptor	配重块 Counter-Weight	刀夹 Cartridge
GBT-BFB-160230-TC11-S-A40C	GBT-BPDB-A40C-160050	GBT-BPFB-SL-160	GBT-BPFB-SL-160CW	GBT-BPFB-CY34-050025	GBT-BPFB-CW-5043A	GBT-BPFA-CA-1023TC11-S GBT-BPFA-CA-1023TC1102-S <sub>1)</sub>
GBT-BFB-215285-TC11-S-A40C	GBT-BPDB-A40C-215050	GBT-BPFB-SL-160	GBT-BPFB-SL-160CW	GBT-BPFB-CY34-050025	GBT-BPFB-CW-5043A	GBT-BPFA-CA-1023TC11-S GBT-BPFA-CA-1023TC1102-S <sub>1)</sub>

注意：“1)”表示此刀夹需要单独订购。 Note: "1)" Indicates that the cartridge needs to be ordered separately.

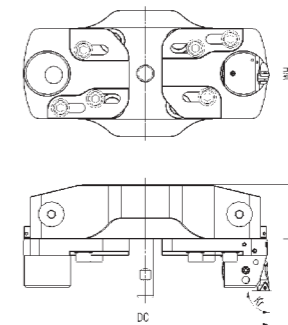
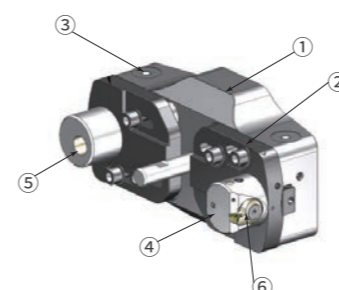
产品型号 Product ID	刀片螺钉扳手 Key(Insert)	调整螺钉扳手 Key(Adj.)	锁紧螺钉扳手 Key(Screw)	螺钉扳手 Key(Screw)	螺钉扳手 Key(Screw)
GBT-BFB-160230-TC11-S-A40C	242.070.35-GBT	246.030.60-GBT	247.040.100-GBT	241.050.80-GBT	241.080.00-GBT
GBT-BFB-215285-TC11-S-A40C	242.070.35-GBT	246.030.60-GBT	247.040.100-GBT	241.050.80-GBT	241.080.00-GBT

可单独订购备件，按需询价。

The spare parts can be ordered separately. Please inquire on demand.

BFB-TC系列

# BFB-TC SERIES



- 内冷却液供应
- TCMT TCMX TCGT TCGX TCEX TCMW
- 刀片仅做示意

- Internal coolant supply
- TCMT TCMX TCGT TCGX TCEX TCMW
- The insert is for illustration only

技术参数 | Technical parameters

单位 | Unit: mm

订货号 Ordering code	镗削范围   Boring Range(DC)			尺寸   Dimension				刀片 Insert	夹紧方式 Clamping	接口 Coupling
	Min.	Max.	Adj.	L	WH	Kr	KG			
GBT-BFB-270365-TC11-S-A60C	270	365	95	126	140	92	7.8	TCMT 110304 TCMT 110204 <sub>1)</sub>	S	A60C
GBT-BFB-350445-TC11-S-A60C	350	445	95	131	140	92	9.6	TCMT 110304 TCMT 110204 <sub>1)</sub>	S	A60C
GBT-BFB-430525-TC11-S-A60C	430	525	95	136	140	92	11.4	TCMT 110304 TCMT 110204 <sub>1)</sub>	S	A60C

注意：“1)”表示此刀片型号的刀夹需要单独订购。 Note: "1)" Indicates that the cartridge matching this insert model needs to be ordered separately.

备件 | Accessory

产品型号 Product ID	①	②	③	④	⑤	⑥
	桥架式刀座 Bridge Adaptor	滑块 Slide	配重滑块 Slide(CW)	精镗刀座 Adaptor	配重块 Counter-Weight	刀夹 Cartridge
GBT-BFB-270365-TC11-S-A60C	GBT-BPDB-A60C-270060	GBT-BPFB-SL-270	GBT-BPFB-SL-270CW	GBT-BPFB-CY34-050025	GBT-BPFB-CW-5043A	GBT-BPFA-CA-1023TC11-S GBT-BPFA-CA-1023TC1102-S <sub>1)</sub>
GBT-BFB-350445-TC11-S-A60C	GBT-BPDB-A60C-350065	GBT-BPFB-SL-270	GBT-BPFB-SL-270CW	GBT-BPFB-CY34-050025	GBT-BPFB-CW-5043A	GBT-BPFA-CA-1023TC11-S GBT-BPFA-CA-1023TC1102-S <sub>1)</sub>
GBT-BFB-430525-TC11-S-A60C	GBT-BPDB-A60C-430070	GBT-BPFB-SL-270	GBT-BPFB-SL-270CW	GBT-BPFB-CY34-050025	GBT-BPFB-CW-5043A	GBT-BPFA-CA-1023TC11-S GBT-BPFA-CA-1023TC1102-S <sub>1)</sub>

注意：“1)”表示此刀夹需要单独订购。 Note: "1)" Indicates that the cartridge needs to be ordered separately.

产品型号 Product ID	刀片螺钉扳手 Key(Insert)	调整螺钉扳手 Key(Adj.)	锁紧螺钉扳手 Key(Screw)	螺钉扳手 Key(Screw)	螺钉扳手 Key(Screw)
GBT-BFB-270365-TC11-S-A60C	242.070.35-GBT	246.030.60-GBT	247.040.100-GBT	241.050.80-GBT	241.080.00-GBT
GBT-BFB-350445-TC11-S-A60C	242.070.35-GBT	246.030.60-GBT	247.040.100-GBT	241.050.80-GBT	241.080.00-GBT
GBT-BFB-430525-TC11-S-A60C	242.070.35-GBT	246.030.60-GBT	247.040.100-GBT	241.050.80-GBT	241.080.00-GBT

可单独订购备件，按需询价。

The spare parts can be ordered separately. Please inquire on demand.



BFB-TC系列滑块


# BFB-TC SERIES SLIDE



技术参数 | Technical parameters

单位 | Unit: mm

订货号   Ordering code	直径范围   Fitting Range
GBT-BPFB-SL-160	160-285
GBT-BPFB-SL-270	270-525

产品型号 Product ID	备件   Accessory				单独订购   Purchase Separately
	① 堵丝 Nozzle	② 堵丝 Nozzle	③ 调整螺钉 Screw(Adj.)	④ 堵丝 Nozzle	 调整螺钉扳手 Key(Adj.)
GBT-BPFB-SL-160	-	251.050.05-GBT	-	-	-
GBT-BPFB-SL-270	251.040.04-GBT	251.050.05-GBT	214.020.368-GBT	254.030.10-GBT	246.030.60-GBT

可单独订购备件，按需询价。

The spare parts can be ordered separately. Please inquire on demand.

BFB-TC系列配重滑块


# BFB-TC SERIES SLIDE(CW)



技术参数 | Technical parameters

单位 | Unit: mm

订货号   Ordering code	直径范围   Fitting Range
GBT-BPFB-SL-160CW	160-285
GBT-BPFB-SL-270CW	270-525


产品型号 Product ID	备件   Accessory		单独订购   Purchase Separately
	① 调整螺钉 Screw(Adj.)	② 堵丝 Nozzle	 调整螺钉扳手 Key(Adj.)
GBT-BPFB-SL-160CW	-	-	-
GBT-BPFB-SL-270CW	214.020.368-GBT	254.030.10-GBT	246.030.60-GBT

可单独订购备件，按需询价。

The spare parts can be ordered separately. Please inquire on demand.

BFB-TC系列精镗刀座

# BFB-TC SERIES ADAPTOR



技术参数 | Technical parameters

单位 | Unit: mm

订货号   Ordering code	直径范围   Fitting Range
GBT-BPFB-CY34-050025	160-525

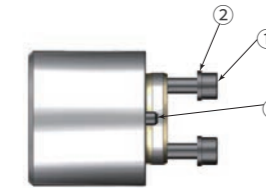
产品型号 Product ID	备件   Accessory							单独订购   Purchase Separately	
	① 锁紧螺钉 Screw(Lock)	② 堵丝 Nozzle	③ 刀夹锁紧螺钉 Screw(Cartridge)	④ 堵丝 Nozzle	⑤ 螺钉 Screw	⑥ 垫圈 Gasket	⑦ 圆柱销 Pin	⑧ 螺钉扳手 Key(Screw)	⑨ 锁紧螺钉扳手 Key(Screw)
GBT-BPFB-CY34-050025	119.080.12-GBT	251.020.03-GBT	118.080.12-GBT	251.030.03-GBT	113.060.20-GBT	131.060.16-GBT	171.050.12-GBT	241.050.80-GBT	247.040.100-GBT

可单独订购备件，按需询价。

The spare parts can be ordered separately. Please inquire on demand.

BFB-TC系列配重块

# BFB-TC SERIES COUNTER-WEIGHT



技术参数 | Technical parameters

单位 | Unit: mm

订货号   Ordering code	直径范围   Fitting Range
GBT-BPFB-CW-5043A	160-525

产品型号 Product ID	备件   Accessory			单独订购   Purchase Separately
	① 螺钉 Screw	② 垫圈 Gasket	③ 圆柱销 Pin	④ 螺钉扳手 Key(Screw)
GBT-BPFB-CW-5043A	113.060.20-GBT	131.060.16-GBT	171.050.12-GBT	241.050.80-GBT

可单独订购备件，按需询价。

The spare parts can be ordered separately. Please inquire on demand.

## 精镗刀BFC系列| BFC SERIES




- 配合镗刀杆使用可用于φ1-φ54mm的孔径加工;
- 加工孔径公差可达IT6级;
- 直径调节精度0.002mm。

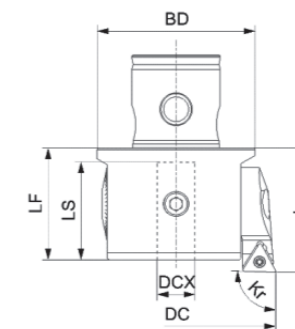
- Used with boring bar, it can be used for φ1-φ54mm aperture machining;
- Machining aperture tolerance can reach IT6;
- Diameter adjustment accuracy: 0.002mm.

## BFC-TC系列

# BFC-TC SERIES



- 内冷却液供应
- TCMT TCMX TCGT TCGX TCEX TCMW
- 刀片仅做示意





- Internal coolant supply
- TCMT TCMX TCGT TCGX TCEX TCMW
- The insert is for illustration only

### 技术参数 | Technical parameters

单位 | Unit: mm

订货号 Ordering code	镗削范围   Boring Range(DC)			尺寸   Dimension							接口 Coupling
	Min.	Max.	Adj.	L	LF	LS	BD	DCX	Kr	KG	
GBT-BFC-053057-TC11-S-CKB4	53	57	2	34	30	27.5	39	10	92	0.31	CKB4
GBT-BFC-063070-TC11-S-CKB5	63	70	3.5	40	36	31.5	50	12	92	0.6	CKB5
GBT-BFC-074083-TC11-S-CKB6	74	83	4.5	49	45	40.5	64	16	92	1.3	CKB6

### 备件 | Accessory

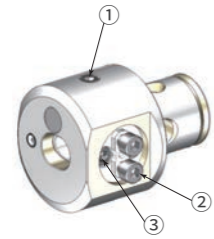
产品型号 Product ID	①	②		
	精镗刀座 Adaptor	刀夹 Cartridge	刀片螺钉扳手 Key(Insert)	锁紧螺钉扳手 Key(Screw)
GBT-BFC-053057-TC11-S-CKB4	GBT-BPFC-CKB4-010030	GBT-BPFC-CA-1320TC1102-S1) GBT-BPFC-CA-1320TC11-S	242.070.35-GBT	247.030.100-GBT
GBT-BFC-063070-TC11-S-CKB5	GBT-BPFC-CKB5-012036	GBT-BPFC-CA-1422TC1102-S1) GBT-BPFC-CA-1422TC11-S	242.070.35-GBT	247.040.100-GBT
GBT-BFC-074083-TC11-S-CKB6	GBT-BPFC-CKB6-016045	GBT-BPFC-CA-1526TC1102-S1) GBT-BPFC-CA-1526TC11-S	242.070.35-GBT	247.050.100-GBT

注：“1”表示此刀夹需要单独订购  
可单独订购备件，按需询价。

Note: "1" Indicates that the cartridge needs to be ordered separately  
The spare parts can be ordered separately. Please inquire on demand.

BFC-TC系列精镗刀座

# BFC-TC SERIES ADAPTOR



技术参数 | Technical parameters

单位 | Unit: mm

订货号   Ordering code	直径范围   Fitting Range
GBT-BPFC-CKB4-010030	53-57
GBT-BPFC-CKB5-012036	63-70
GBT-BPFC-CKB6-016045	74-83

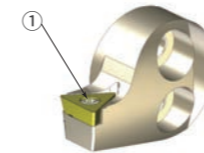
产品型号 Product ID	备件   Accessory			单独订购   Purchase Separately
	① 锁紧螺钉 Screw(Lock)	② 刀夹锁紧螺钉 Screw(Cartridge)	③ 锁紧螺钉 Screw (Lock)	锁紧螺钉扳手 Key(Screw)
GBT-BPFC-CKB4-010030	119.060.08-GBT	113.040.08-GBT	259.060.10-GBT	247.030.100-GBT
GBT-BPFC-CKB5-012036	119.080.10-GBT	113.050.10-GBT	259.080.10-GBT	247.040.100-GBT
GBT-BPFC-CKB6-016045	119.100.12-GBT	113.060.12-GBT	259.100.12-GBT	247.050.100-GBT

可单独订购备件，按需询价。

The spare parts can be ordered separately. Please inquire on demand.

BFC-TC系列刀夹

# BFC-TC SERIES CARTRIDGE



- TCMT TCMX TCGT TCGX TCEX TCMW
- 刀片仅做示意

- TCMT TCMX TCGT TCGX TCEX TCMW
- The insert is for illustration only

技术参数 | Technical parameters

单位 | Unit: mm

订货号   Ordering code	刀片   Insert	夹紧方式   Clamping
GBT-BPFC-CA-1320TC1102-S	TC.110204	S
GBT-BPFC-CA-1320TC11-S	TC.110304	S
GBT-BPFC-CA-1422TC1102-S	TC..110204	S
GBT-BPFC-CA-1422TC11-S	TC..110304	S
GBT-BPFC-CA-1526TC1102-S	TC..110204	S
GBT-BPFC-CA-1526TC11-S	TC..110304	S

产品型号   Product ID	备件   Accessory	
	① 刀片螺钉   Screw(Insert)	刀片螺钉扳手   Key(Insert)
GBT-BPFC-CA-1320TC1102-S	SFS 2565-GBT	242.070.35-GBT
GBT-BPFC-CA-1320TC11-S	SFS 2565-GBT	242.070.35-GBT
GBT-BPFC-CA-1422TC1102-S	SFS 2565-GBT	242.070.35-GBT
GBT-BPFC-CA-1422TC11-S	SFS 2565-GBT	242.070.35-GBT
GBT-BPFC-CA-1526TC1102-S	SFS 2565-GBT	242.070.35-GBT
GBT-BPFC-CA-1526TC11-S	SFS 2565-GBT	242.070.35-GBT

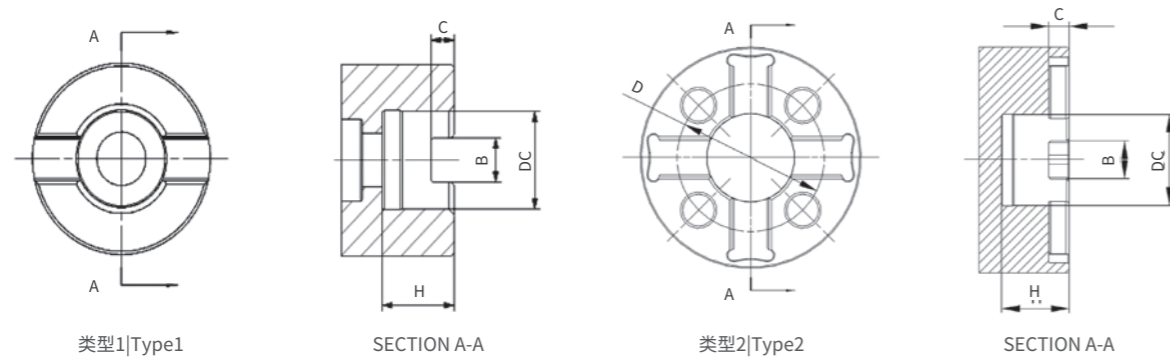
可单独订购备件，按需询价。

The spare parts can be ordered separately. Please inquire on demand.

接口简图

# COUPLING DIAGRAM

芯轴接口 | Arbor



技术参数 | Technical parameters

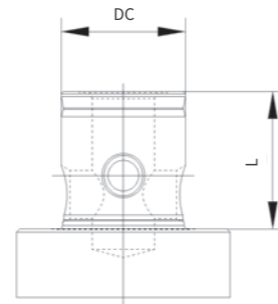
单位 | Unit: mm

接口型号 Ordering code	接口尺寸   Dimension					接口 Coupling
	DC	H	B	C	D	
A22A	22	24	10.4	6.55	-	1
A32A	32	25.5	14.4	8	-	1
A40C	40	30	16.4	9	66.7	2
A60C	60	30	25.7	14	101.6	2


CKB接口 | CK

产品信息 | SPECIFICATION

接口型号 Ordering code	接口尺寸   Dimension	
	DC	L
CKB1	11	13
CKB2	14	16
CKB3	18	20
CKB4	22	24
CKB5	28	30
CKB6	36	40
CKB7	46	50



## BFC系列镗杆 | BORING BAR BFC SERIES

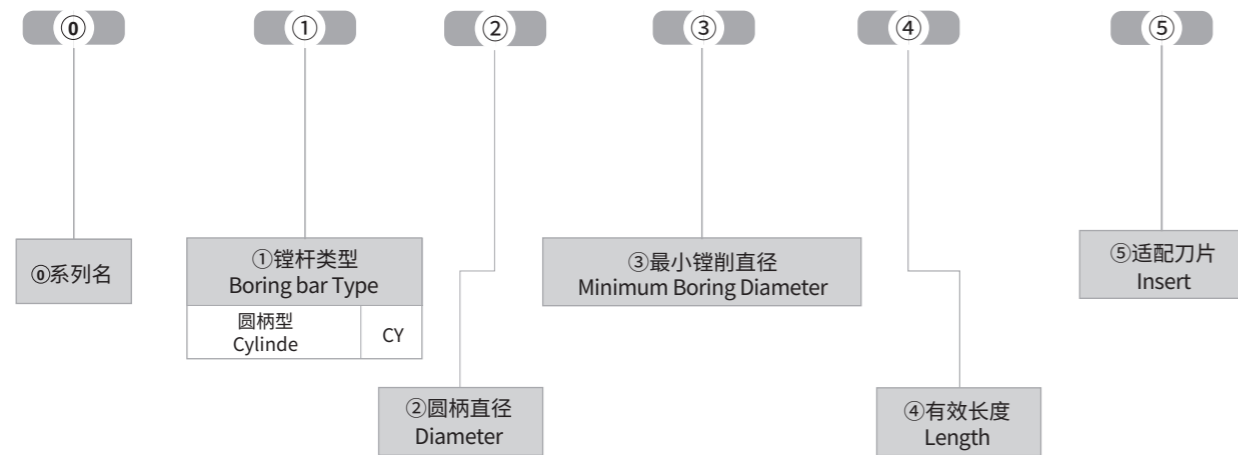


- 镗杆配合BFC系列精镗刀使用;
- 镗杆本身带有内冷孔。

- The boring bar is used with BFC series fine boring tools.
- It has internal cooling holes.

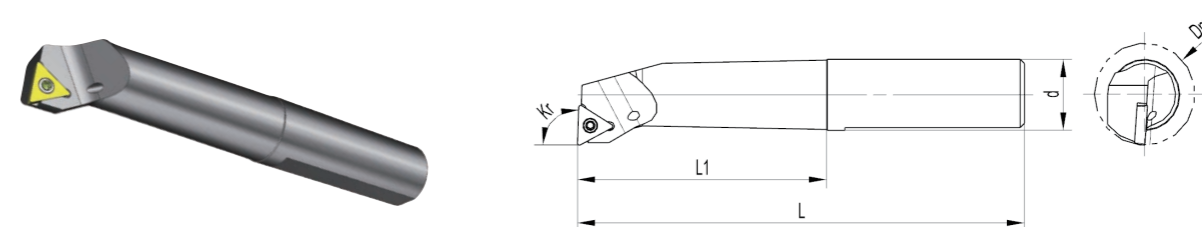
命名方式  
Naming And Coding Rules

**GBT CY 10 11 039 TC06**



BFC-TC系列镗杆

**BORING BAR BFC-TC SERIES**



- 内冷却液供应
- TCMT TCMX TCGT TCGX TCMW
- 刀片仅做示意

- Internal coolant supply
- TCMT TCMX TCGT TCGX TCMW
- The insert is for illustration only

技术参数 | Technical parameters

单位 | Unit: mm

订货号 Ordering code	尺寸   Dimension				主偏角   Main Declination	重量   Weigh	刀片 Insert
	Dmin	d	L1	L	Kr	KG	
GBT-CY10-08028TC06	8	10	28	59	92°	0.036	TCMT 06T102
GBT-CY10-11039TC06	11	10	39	69	92°	0.048	TCMT 06T102
GBT-CY10-14042TC09	14	10	42	72	92°	0.06	TCMT 090204
GBT-CY10-17060TC09	17	10	60	90	92°	0.071	TCMT 090204
GBT-CY12-08028TC06	8	12	28	64	92°	0.046	TCMT 06T102
GBT-CY12-11039TC06	11	12	39	75	92°	0.058	TCMT 06T102
GBT-CY12-14042TC09	14	12	42	78	92°	0.07	TCMT 090204
GBT-CY12-17060TC09	17	12	60	96	92°	0.081	TCMT 090204
GBT-CY12-20060TC09	20	12	60	96	92°	0.082	TCMT 090204
GBT-CY16-08028TC06	8	16	28	74	92°	0.084	TCMT 06T102
GBT-CY16-11039TC06	11	16	39	85	92°	0.094	TCMT 06T102
GBT-CY16-14049TC09	14	16	49	95	92°	0.118	TCMT 090204
GBT-CY16-17056TC09	17	16	56	102	92°	0.129	TCMT 090204
GBT-CY16-20080TC09	20	16	80	126	92°	0.163	TCMT 090204
GBT-CY16-23080TC09	23	16	80	126	92°	0.163	TCMT 090204
GBT-CY16-26080TC09	26	16	80	126	92°	0.164	TCMT 090204


备件 | Accessory

刀片   Insert	刀片螺钉   Screw(Insert)	刀片螺钉扳手   Key(Insert)
TCMT 06T102	ILD 2042-GBT	242.060.35-GBT
TCMT 090204	ILD 2264-GBT	242.070.35-GBT

可单独订购备件，按需询价。

The spare parts can be ordered separately. Please inquire on demand.

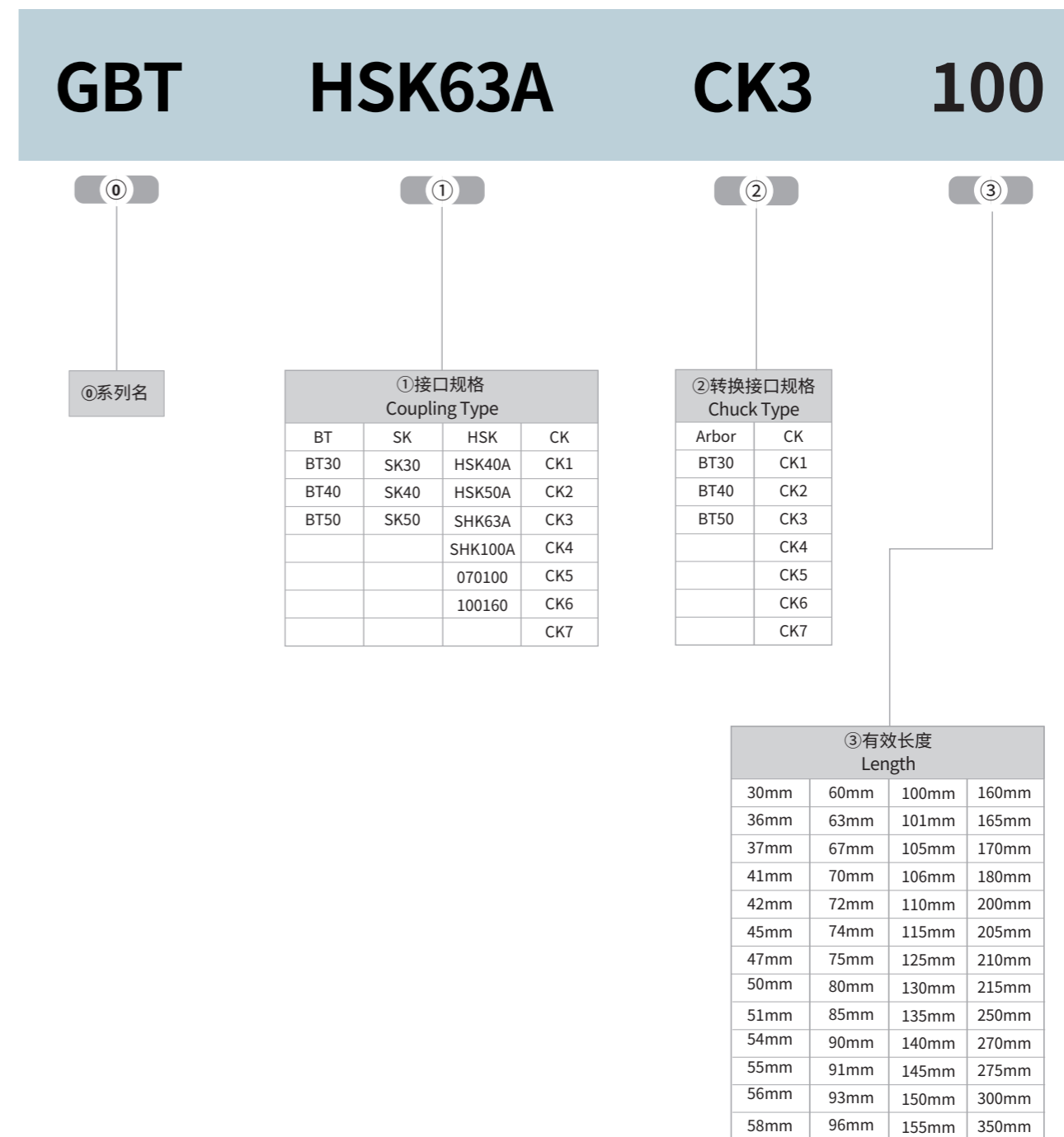
## 镗刀转接柄 | BORING TOOL ADAPTOR HOLDER



● 包含两种系列：CK基础柄系列 芯轴基础柄系列。

● Two connection series: CK, Arbor.

### 命名方式 Naming And Coding Rules

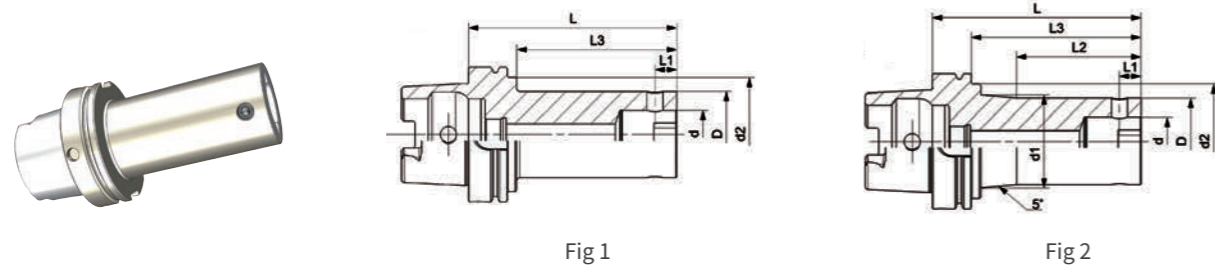


注：镗刀头接口规格CKB与镗刀接柄CK属于同一接口规格，配合使用。

Note: Boring tool head with CKB interface can match boring tool connection CK series. Their interface specifications are consistent.

CK基础柄 HSK系列

# CK CONNECTION WITH HSK ADAPTOR



CK基础柄 HSK系列

# CK CONNECTION WITH HSK ADAPTOR

技术参数 | Technical parameters

单位 | Unit: mm

订货号 Ordering code	Fig	D	d	d1	d2	L1	L2	L3	L	侧固螺钉 Screw (Side-fixed)	扳手 Key	重量 Weight
GBT-HSK63A-CK1-070	1	19	11	-	-	5.05	-	-	70	M5×5-30D-GBT	L025-GBT	0.8
GBT-HSK63A-CK1-100	2	19	11	23.5	-	5.05	50	-	100	M5×5-30D-GBT	L025-GBT	0.9
GBT-HSK63A-CK2-075	1	24	14	-	-	6.45	-	-	75	M5×6-30D-GBT	L025-GBT	0.9
GBT-HSK63A-CK2-100	1	24	14	-	-	6.45	-	-	100	M5×6-30D-GBT	L025-GBT	1
GBT-HSK63A-CK2-130	2	24	14	31	-	6.45	65	-	130	M5×6-30D-GBT	L025-GBT	1.1
GBT-HSK63A-CK3-080	1	31	18	-	-	7.9	-	-	80	M6×9-30D-GBT	L03-GBT	1
GBT-HSK63A-CK3-100	1	31	18	-	-	7.9	-	-	100	M6×9-30D-GBT	L03-GBT	1.1
GBT-HSK63A-CK3-135	2	31	18	37	-	7.9	75	-	135	M6×9-30D-GBT	L03-GBT	1.3
GBT-HSK63A-CK3-165	2	31	18	41	-	7.9	85	-	165	M6×9-30D-GBT	L03-GBT	1.4
GBT-HSK63A-CK4-070	1	39	22	-	-	10	-	-	70	M8×12-30D-GBT	L04-GBT	1
GBT-HSK63A-CK4-100	1	39	22	-	-	10	-	-	100	M8×12-30D-GBT	L04-GBT	1.3
GBT-HSK63A-CK4-150	2	39	22	44	-	10	95	-	150	M8×12-30D-GBT	L04-GBT	1.7
GBT-HSK63A-CK4-170	2	39	22	47.5	-	10	95	-	170	M8×12-30D-GBT	L04-GBT	1.9
GBT-HSK63A-CK5-080	1	50	28	-	-	13	-	-	80	M10×16-30D-GBT	L05-GBT	1.4
GBT-HSK63A-CK5-100	1	50	28	-	-	13	-	-	100	M10×16-30D-GBT	L05-GBT	1.8
GBT-HSK63A-CK5-150	1	50	28	-	-	13	-	-	150	M10×16-30D-GBT	L05-GBT	2.2
GBT-HSK63A-CK5-180	1	50	28	-	-	13	-	-	180	M10×16-30D-GBT	L05-GBT	2.7
GBT-HSK63A-CK6-100	1	64	36	-	-	16	-	-	100	M12×20-30D-GBT	L06-GBT	2.2
GBT-HSK63A-CK6-150	1	64	36	-	-	16	-	-	150	M12×20-30D-GBT	L06-GBT	2.8
GBT-HSK63A-CK6-180	1	64	36	-	-	16	-	-	180	M12×20-30D-GBT	L06-GBT	3.3
GBT-HSK100A-CK1-080	1	19	11	-	65	5.05	-	43	80	M5×5-30D-GBT	L025-GBT	2.4

转下页 see next page →

技术参数 | Technical parameters

单位 | Unit: mm

订货号 Ordering code	Fig	D	d	d1	d2	L1	L2	L3	L	侧固螺钉 Screw (Side-fixed)	扳手 Key	重量 Weight
GBT-HSK100A-CK1-115	2	19	11	24	65	5.05	50	78	115	M5×5-30D-GBT	L025-GBT	2.5
GBT-HSK100A-CK1-145	2	19	11	27.5	65	5.05	60	108	145	M5×5-30D-GBT	L025-GBT	2.6
GBT-HSK100A-CK2-080	1	24	14	-	65	6.45	-	43	80	M5×6-30D-GBT	L025-GBT	2.45
GBT-HSK100A-CK2-105	1	24	14	-	65	6.45	-	68	105	M5×6-30D-GBT	L025-GBT	2.5
GBT-HSK100A-CK2-135	2	24	14	30	65	6.45	65	98	135	M5×6-30D-GBT	L025-GBT	2.6
GBT-HSK100A-CK2-165	2	24	14	33.5	65	6.45	75	128	165	M5×6-30D-GBT	L025-GBT	2.7
GBT-HSK100A-CK3-085	1	31	18	-	65	7.9	-	46	85	M6×9-30D-GBT	L03-GBT	2.6
GBT-HSK100A-CK3-110	1	31	18	-	65	7.9	-	71	110	M6×9-30D-GBT	L03-GBT	2.7
GBT-HSK100A-CK3-140	2	31	18	35.5	-	7.9	75	101	140	M6×9-30D-GBT	L03-GBT	2.8
GBT-HSK100A-CK3-170	2	31	18	41	-	7.9	85	-	170	M6×9-30D-GBT	L03-GBT	2.9
GBT-HSK100A-CK4-100	1	39	22	-	-	10	-	-	100	M8×12-30D-GBT	L04-GBT	2.8
GBT-HSK100A-CK4-160	2	39	22	47	-	10	85	-	160	M8×12-30D-GBT	L04-GBT	3.5
GBT-HSK100A-CK4-205	2	39	22	50.5	-	10	110	-	205	M8×12-30D-GBT	L04-GBT	4
GBT-HSK100A-CK5-090	1	50	28	-	-	13	-	-	90	M10×16-30D-GBT	L05-GBT	3.5
GBT-HSK100A-CK5-165	1	50	28	-	-	13	-	-	165	M10×16-30D-GBT	L05-GBT	4.2
GBT-HSK100A-CK5-210	2	50	28	61	-	13	120	-	210	M10×16-30D-GBT	L05-GBT	4.8
GBT-HSK100A-CK5-270	2	50	28	69.5	-	13	130	-	270	M10×16-30D-GBT	L05-GBT	5.6
GBT-HSK100A-CK6-085	1	64	36	-	-	16	-	-	85	M12×20-30D-GBT	L06-GBT	4.2
GBT-HSK100A-CK6-155	1	64	36	-	-	16	-	-	155	M12×20-30D-GBT	L06-GBT	5
GBT-HSK100A-CK6-215	1	64	36	-	-	16	-	-	215	M12×20-30D-GBT	L06-GBT	5.8
GBT-HSK100A-CK6-250	1	64	36	-	-	16	-	-	250	M12×20-30D-GBT	L06-GBT	6.2
GBT-HSK100A-CK6-300	2	64	36	80	-	16	180	-	300	M12×20-30D-GBT	L06-GBT	7.1
GBT-HSK100A-CK7-125	1	90	46	-	-	19.15	-	-	125	M20×29-30D-GBT	L10-GBT	5.22
GBT-HSK100A-CK7-200	1	90	46	-	-	19.15	-	-	200	M20×29-30D-GBT	L10-GBT	6.88
GBT-HSK100A-CK7-275	1	90	46	-	-	19.15	-	-	275	M20×29-30D-GBT	L10-GBT	8.26







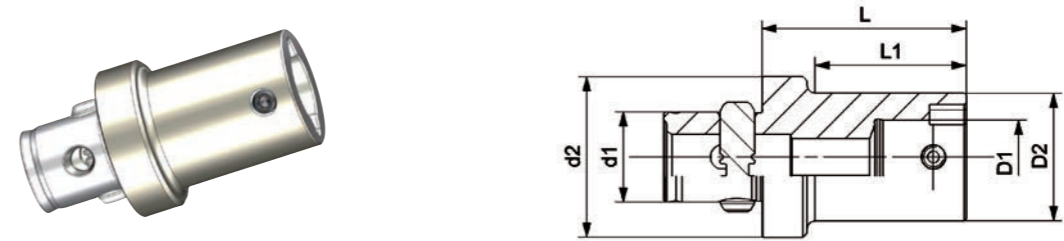
CK接口等径延长杆

## EXTENSION WITH CK ADAPTOR



CK接口缩径杆

## REDUCTION WITH CK ADAPTOR



技术参数 | Technical parameters

单位 | Unit: mm

订货号 Ordering code	D	d1	d2	L	侧固螺钉 Screw (Side-fixed)	扳手 Key	重量 Weight
GBT-CK1-CK1-030	19	11	11	30	M5×5-30D-GBT	L025-GBT	0.06
GBT-CK2-CK2-030	24	14	14	30	M5×6-30D-GBT	L025-GBT	0.09
GBT-CK3-CK3-030	31	18	18	30	M6×9-30D-GBT	L03-GBT	0.14
GBT-CK4-CK4-045	39	22	22	45	M8×12-30D-GBT	L04-GBT	0.29
GBT-CK4-CK4-060	39	22	22	60	M8×12-30D-GBT	L04-GBT	0.47
GBT-CK5-CK5-060	50	28	28	60	M10×16-30D-GBT	L05-GBT	0.75
GBT-CK5-CK5-090	50	28	28	90	M10×16-30D-GBT	L05-GBT	1.18
GBT-CK6-CK6-060	64	36	36	60	M12×20-30D-GBT	L06-GBT	1.46
GBT-CK6-CK6-100	64	36	36	100	M12×20-30D-GBT	L06-GBT	2.35
GBT-CK7-CK7-105	90	46	46	105	M20×29-30D-GBT	L10-GBT	5.28

技术参数 | Technical parameters

单位 | Unit: mm

订货号 Ordering code	D1	D2	d1	d2	L1	L	侧固螺钉 Screw (Side-fixed)	扳手 Key	重量 Weight
GBT-CK2-CK1-036	11	19	14	24	30	36	M5×5-30D-GBT	L025-GBT	0.08
GBT-CK3-CK1-041	11	19	18	31	30	41	M5×5-30D-GBT	L025-GBT	0.12
GBT-CK3-CK2-037	14	24	18	31	25	37	M5×6-30D-GBT	L025-GBT	0.13
GBT-CK4-CK1-058	11	19	22	39	40	58	M5×5-30D-GBT	L025-GBT	0.24
GBT-CK4-CK2-050	14	24	22	39	36	50	M5×6-30D-GBT	L025-GBT	0.22
GBT-CK4-CK3-050	18	31	22	39	37	50	M6×9-30D-GBT	L03-GBT	0.3
GBT-CK5-CK1-060	11	19	28	50	40	60	M5×5-30D-GBT	L025-GBT	0.38
GBT-CK5-CK2-054	14	24	28	50	35	54	M5×6-30D-GBT	L025-GBT	0.38
GBT-CK5-CK2-074	14	24	28	50	55	74	M5×6-30D-GBT	L025-GBT	0.45
GBT-CK5-CK3-047	18	31	28	50	29	47	M6×9-30D-GBT	L03-GBT	0.46
GBT-CK5-CK3-072	18	31	28	50	54	72	M6×9-30D-GBT	L03-GBT	0.54
GBT-CK5-CK4-042	22	39	28	50	25	42	M8×12-30D-GBT	L04-GBT	0.43
GBT-CK5-CK4-067	22	39	28	50	50	67	M8×12-30D-GBT	L04-GBT	0.62
GBT-CK6-CK1-070	11	19	36	64	40	70	M5×5-30D-GBT	L025-GBT	0.9
GBT-CK6-CK2-063	14	24	36	64	45	63	M5×6-30D-GBT	L025-GBT	0.66

转下页 see next page →

CK接口缩径杆

# REDUCTION WITH CK ADAPTOR

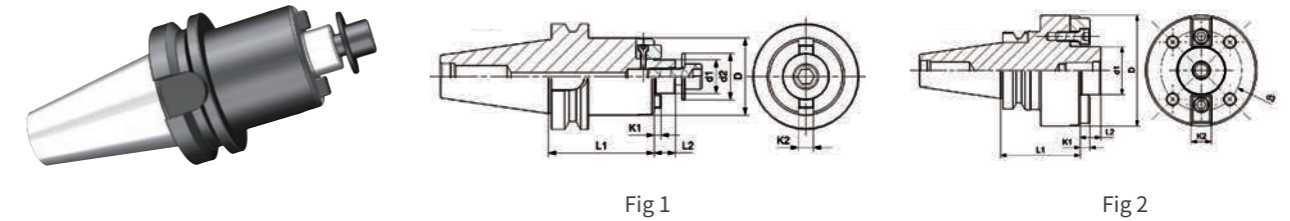
技术参数 | Technical parameters

单位 | Unit: mm

订货号 Ordering code	D1	D2	d1	d2	L1	L	侧固螺钉 Screw (Side-fixed)	扳手 Key	重量 Weight
GBT-CK6-CK2-093	14	24	36	64	75	93	M5×6-30D-GBT	L025-GBT	0.71
GBT-CK6-CK3-056	18	31	36	64	39	56	M6×9-30D-GBT	L03-GBT	0.7
GBT-CK6-CK3-096	18	31	36	64	79	96	M6×9-30D-GBT	L03-GBT	0.91
GBT-CK6-CK4-051	22	39	36	64	35	51	M8×12-30D-GBT	L04-GBT	0.76
GBT-CK6-CK4-101	22	39	36	64	85	101	M8×12-30D-GBT	L04-GBT	1.19
GBT-CK6-CK5-041	28	50	36	64	25	41	M10×16-30D-GBT	L05-GBT	0.72
GBT-CK6-CK5-091	28	50	36	64	75	91	M10×16-30D-GBT	L05-GBT	1.46
GBT-CK7-CK6-106	36	64	46	90	99	106	M12×20-30D-GBT	L06-GBT	3.12

芯轴基础柄 BT系列

# ARBOR CONNECTION WITH BT ADAPTOR



技术参数 | Technical parameters

单位 | Unit: mm

订货号 Ordering code	Fig	d1	d2	d3	D	L1	L2	K1	K2	螺栓 Screw
GBT-BT30-FMB22-045M	1	22	26	-	45	45	16.5	4.8	10	120.100.35-GBT
GBT-BT30-FMB22-060M	1	22	26	-	45	60	16.5	4.8	10	120.100.35-GBT
GBT-BT30-FMB32-060M	1	32	41	-	58	60	22	6.8	14	120.160.40-GBT
GBT-BT40-FMB22-045M	1	22	26	-	48	45	16.5	4.8	10	120.100.35-GBT
GBT-BT40-FMB22-060M	1	22	26	-	48	60	16.5	4.8	10	120.100.35-GBT
GBT-BT40-FMB22-100M	1	22	26	-	48	100	16.5	4.8	10	120.100.35-GBT
GBT-BT40-FMB22-150M	1	22	26	-	48	150	16.5	4.8	10	120.100.35-GBT
GBT-BT40-FMB32-060M	1	32	41	-	62	60	22	6.8	14	120.160.40-GBT
GBT-BT40-FMB32-100M	1	32	41	-	62	100	22	6.8	14	120.160.40-GBT
GBT-BT40-FMB32-150M	1	32	41	-	62	150	22	6.8	14	120.160.40-GBT
GBT-BT40-FMB32-200M	1	32	41	-	62	200	22	6.8	14	120.160.40-GBT
GBT-BT50-FMB22-060M	1	22	26	-	48	60	16.5	4.8	10	120.100.35-GBT
GBT-BT50-FMB22-100M	1	22	26	-	48	100	16.5	4.8	10	120.100.35-GBT
GBT-BT50-FMB22-150M	1	22	26	-	48	150	16.5	4.8	10	120.100.35-GBT
GBT-BT50-FMB22-200M	1	22	26	-	48	200	16.5	4.8	10	120.100.35-GBT

转下页 see next page →

芯轴基础柄 BT系列

# ARBOR CONNECTION WITH BT ADAPTOR

芯轴基础柄 SK系列

# ARBOR CONNECTION WITH SK ADAPTOR

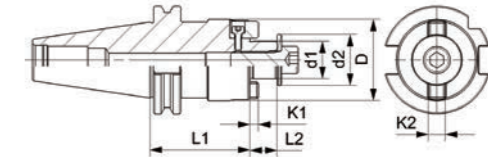
技术参数 | Technical parameters

单位 | Unit: mm

订货号 Ordering code	Fig	d1	d2	d3	Dt	L1	L2	K1	K2	螺栓 Screw
GBT-BT50-FMB32-060M	1	32	41	-	73	60	22	6.8	14	120.160.40-GBT
GBT-BT50-FMB32-100M	1	32	41	-	73	100	22	6.8	14	120.160.40-GBT
GBT-BT50-FMB32-150M	1	32	41	-	73	150	22	6.8	14	120.160.40-GBT
GBT-BT50-FMB32-200M	1	32	41	-	73	200	22	6.8	14	120.160.40-GBT
GBT-BT50-FMC40-060M	2	40	-	66.7	98	60	25	8	16	M12X40-GBT
GBT-BT50-FMC60-075M	2	60	-	101.6	140	75	25	12.5	25.4	M16X50-GBT
GBT-BT50-FMC60-100M	2	60	-	101.6	140	100	25	12.5	25.4	M16X50-GBT

注：以上产品均可实现内冷结构。

The products above can realize internal cooling.



技术参数 | Technical parameters

单位 | Unit: mm

订货号 Ordering code	d1	d2	D	L1	L2	K1	K2	螺栓 Screw
GBT-SK30-FMB22-045M	22	26	45	45	16.5	4.8	10	120.100.35-GBT
GBT-SK30-FMB22-060M	22	26	45	60	16.5	4.8	10	120.100.35-GBT
GBT-SK30-FMB32-060M	32	41	58	60	22	6.8	14	120.160.40-GBT
GBT-SK40-FMB22-045M	22	26	48	45	16.5	4.8	10	120.100.35-GBT
GBT-SK40-FMB22-060M	22	26	48	60	16.5	4.8	10	120.100.35-GBT
GBT-SK40-FMB22-100M	22	26	48	100	16.5	4.8	10	120.100.35-GBT
GBT-SK40-FMB22-150M	22	26	48	150	16.5	4.8	10	120.100.35-GBT
GBT-SK40-FMB32-060M	32	41	62	60	22	6.8	14	120.160.40-GBT
GBT-SK40-FMB32-100M	32	41	62	100	22	6.8	14	120.160.40-GBT
GBT-SK40-FMB32-150M	32	41	62	150	22	6.8	14	120.160.40-GBT
GBT-SK40-FMB32-200M	32	41	62	200	22	6.8	14	120.160.40-GBT
GBT-SK50-FMB22-060M	22	26	48	60	16.5	4.8	10	120.100.35-GBT
GBT-SK50-FMB22-100M	22	26	48	100	16.5	4.8	10	120.100.35-GBT

转下页 see next page →

芯轴基础柄 SK系列

# ARBOR CONNECTION WITH SK ADAPTOR

芯轴基础柄 HSK系列

# ARBOR CONNECTION WITH HSK ADAPTOR

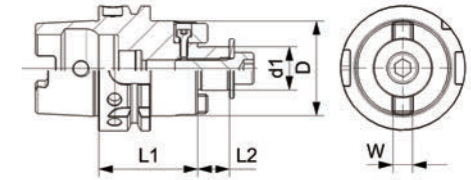
技术参数 | Technical parameters

单位 | Unit: mm

订货号 Ordering code	d1	d2	D	L1	L2	K1	K2	螺栓 Screw
GBT-SK50-FMB22-150M	22	26	48	150	16.5	4.8	10	120.100.35-GBT
GBT-SK50-FMB22-200M	22	26	48	200	16.5	4.8	10	120.100.35-GBT
GBT-SK50-FMB32-060M	32	41	73	60	22	6.8	14	120.160.40-GBT
GBT-SK50-FMB32-100M	32	41	73	100	22	6.8	14	120.160.40-GBT
GBT-SK50-FMB32-150M	32	41	73	150	22	6.8	14	120.160.40-GBT
GBT-SK50-FMB32-200M	32	41	73	200	22	6.8	14	120.160.40-GBT

注：以上产品均可实现内冷结构。

The products above can realize internal cooling.



技术参数 | Technical parameters

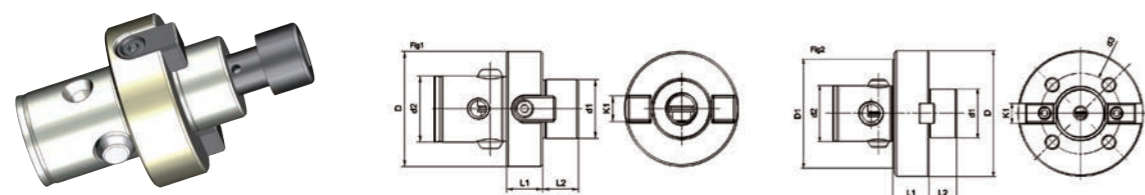
单位 | Unit: mm

订货号 Ordering code	d1	D	L1	L2	W	螺栓 Screw
GBT-HSK40A-FMB22-050M	22	48	50	16.5	10	120.100.35-GBT
GBT-HSK50A-FMB22-060M	22	48	60	16.5	10	120.100.35-GBT
GBT-HSK63A-FMB22-050M	22	48	50	16.5	10	120.100.35-GBT
GBT-HSK63A-FMB22-100M	22	48	100	16.5	10	120.100.35-GBT
GBT-HSK63A-FMB22-160M	22	48	160	16.5	10	120.100.35-GBT
GBT-HSK63A-FMB32-060M	32	62	60	22	14	120.160.40-GBT
GBT-HSK63A-FMB32-100M	32	62	100	22	14	120.160.40-GBT
GBT-HSK63A-FMB32-160M	32	62	160	22	14	120.160.40-GBT
GBT-HSK100A-FMB22-050M	22	48	50	16.5	10	120.100.35-GBT
GBT-HSK100A-FMB22-100M	22	48	100	16.5	10	120.100.35-GBT
GBT-HSK100A-FMB32-050M	32	73	50	22	14	120.160.40-GBT
GBT-HSK100A-FMB32-100M	32	73	100	22	14	120.160.40-GBT
GBT-HSK100A-FMB32-160M	32	73	160	22	14	120.160.40-GBT

注：以上产品均可实现内冷结构。

The products above can realize internal cooling.

# 转接柄 TRANSFER ADAPTOR



技术参数 | Technical parameters

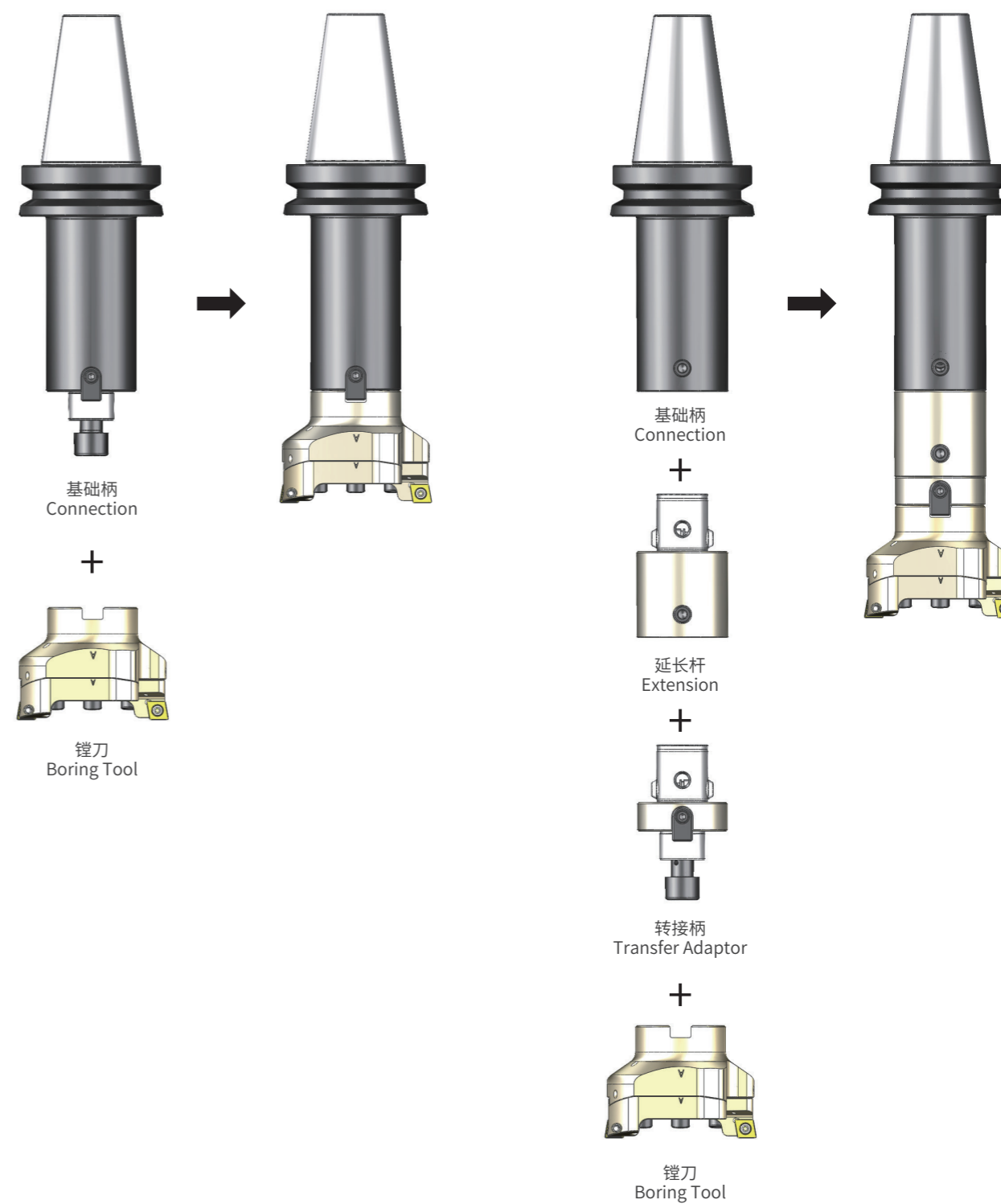
单位 | Unit: mm

订货号 Ordering code	Fig	d1	d2	d3	D	D1	L1	L2	W	螺栓 Screw
GBT-CK4-FMB22-015M	1	22	22	-	40	-	15	16	10	120.100.35-GBT
GBT-CK6-FMB32-020M	1	32	36	-	63	-	20	20	14	120.160.40-GBT
GBT-CK7-FMC40-030M	2	40	46	66.7	104	90	30	23	16	M12X40-GBT
GBT-CK7-FMC60-046M	2	60	46	101.6	140	90	46	25	25.4	M16X50-GBT


注：以上产品均可实现内冷结构。

The products above can realize internal cooling.

# 刀具扩展组装示意图 EXTENDED TOOLS ASSEMBLY VIEW



PSC PRODUCT



**D** PSC产品  
PSC PRODUCT



# D PSC产品 - 目录

## PSC PRODUCT CONTENTS


设计特点 Design Features	—— D04	内圆车刀体 Internal Turning Tool Body	—— D26
命名方式 Naming And Coding Rules	—— D06	DCLNR/L-Kr 95°	D27
		DDUNR/L-Kr 93°	D28
		DWLNr/L-Kr 95°	D29
外圆车刀体 External Turning Tool Body	—— D07	PCLNR/L-Kr 95°	D30
DCLNR/L-Kr 95°	D08	PSKNR/L-Kr 75°	D32
DDJNR/L-Kr 93° DDHNR/L-Kr 107.5° DDNNN-Kr 62.5°	D10	SCLCR/L-Kr 95°	D33
DSKNR/L-Kr 75° DSDNN-Kr 45° DSSNR/L-Kr 45°	D12	SDUCR/L-Kr 93°	C35
DWLNr/L-Kr 95°	D14	PSC毛坯 PSC Blank	C36
DVJNR/L-Kr 93° DVWNN/L-Kr 72.5°	D16		
DTJNR/L-Kr 93°	D17		
PCLNR/L-Kr 95°	D18		
PDJNR/L-Kr 93°	D20		
PSKNR/L-Kr 75°	D21		
SCLCR/L-Kr 95°	D22		
SDJCR/L-Kr 93°	D23		
SVHBR/L-Kr 107.5° SVJBR/L-Kr 93°	D24		
SRDCN SRSCR/L	D25		

PSC接纳器 PSC Clamping Unit	—— D38
命名方式 Naming And Coding Rules	D39
CUSA型 CUSA	D40
夹紧装置R\L RUSA应用设计说明 Clamping device R \ L Rusa application design description	D41
VDI外圆车刀接纳器 VDI External Receiver	D42
VDI外圆车刀接纳器 VDI Internal Receiver	D43
卧式刀塔接纳器 Horizontal Lathe Receiver	D44

方柄接杆 Tool Holder Adaptor	—— D45
命名方式 Naming And Coding Rules	D46
通用刀柄0°接杆 General Purpose 0° Adaptor	D47
通用刀柄90°接杆 General Purpose 90° Adaptor	D48
通用刀柄0°双向接杆 General Purpose 0°Both-sides Adaptor	D49

转接柄 Adaptor	—— D50
命名方式 Naming And Coding Rules	D51
PSC加长杆 PSC Extension Adaptor	D52
PSC缩颈杆 PSC Reduction Adaptor	D54
PSC转芯轴接柄 PSC with Type Arbor Adaptor	D56
BT转PSC接柄 BT with Type PSC Adaptor	D58
HSK转PSC接柄 HSK with Type PSC Adapter	D60

# 设计特点 Design Features



PSC接口为1:20的三棱短锥，双向定位，刚性好，传扭能力强


PSC interface is a 1:20 polygon short taper holder with bidirectional positioning, good rigidity and strong torque transmission ability.

### 您的收益

- 轴径双向定位，减震效果明显，保证工件光洁度；
- 传扭能力强，可实现重载切削，节省加工时间。

### Benefit

- Bidirectional positioning of shaft and diameter, obvious damping effect, to ensure the workpiece finish;
- Strong torque transmission capability, to realize heavy load cutting and save processing time.



通过180°旋转接纳器，可实现左右车刀具互换


Through the 180° rotation receiver, the left and right turning tools can be interchanged.

### 您的收益

- 左右手刀具可以互换使用，减少刀具及夹具的库存成本；
- 可用于老旧机床改造，实现自动化生产，降低人工成本；
- 可配合转接柄使用，实现不同接口的装夹使用，降低由于接口不通装产生的刀具采购成本。

### Benefit

- The left and right hand tools can be used interchangeably to reduce the inventory cost of tools and fixtures;
- It can be used to transform old machine tools, realize automatic production and reduce labor cost;
- It can be used with the adapter handle to realize the clamping of different interfaces and reduce the cost of tool procurement due to incompatibility of interfaces.



换刀装夹重复定位精度高达0.002mm，刀具松紧方式简单易操作

The repeated positioning accuracy of tool changing and clamping is up to 0.002mm, and the tool tightening is simple and easy to operate.

### 您的收益

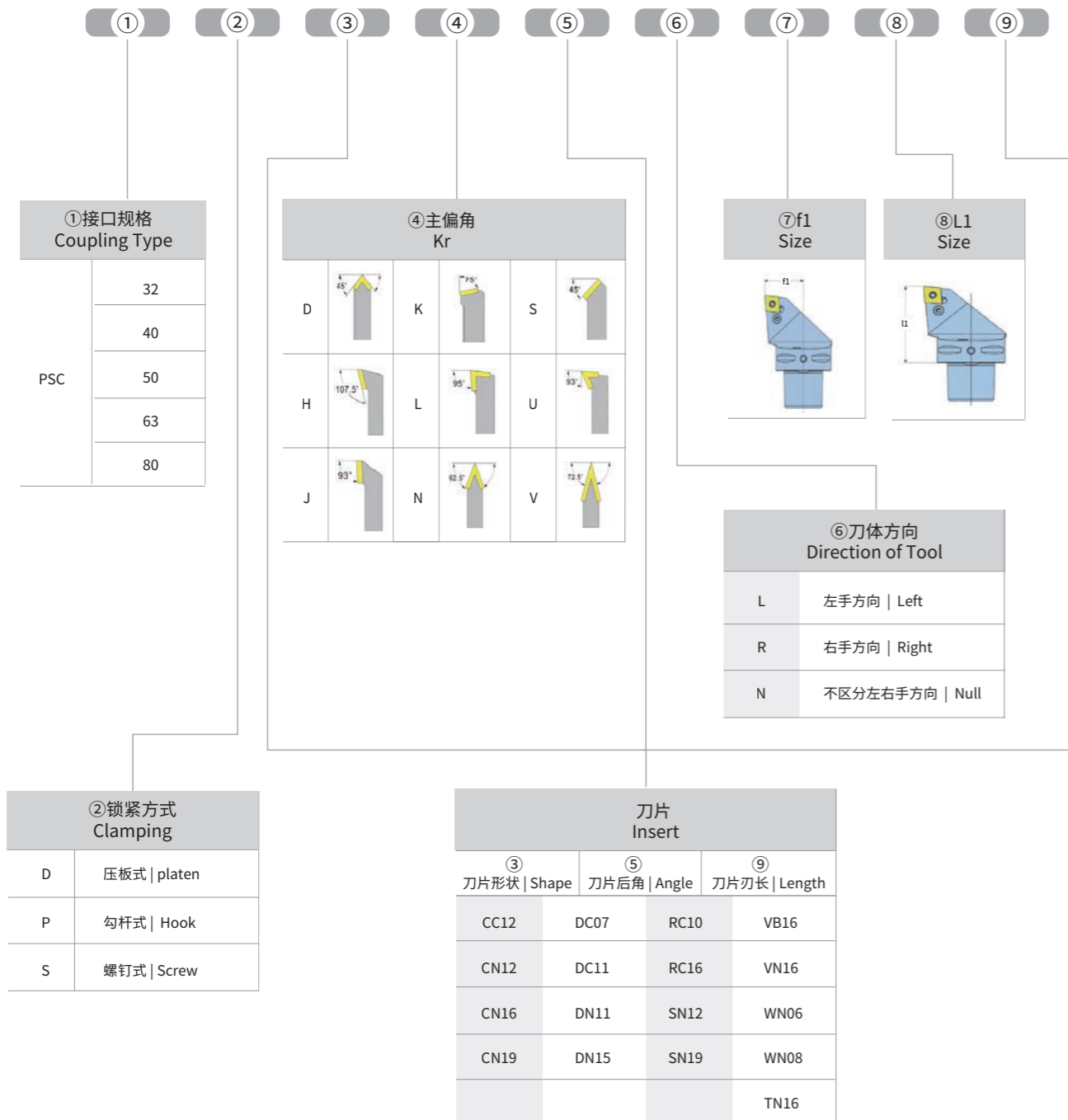
- 相对传统车刀，无需机内对刀，减少停机等待时间；
- 提高有效加工时间25%，降低单个工件生产成本。

### Benefit

- Compared with the traditional turning tool, no need to adjust the tool in the machine and reduce the downtime;
- Increase the effective processing time by 25% and reduce the production cost of a single workpiece.


命名方式  
Naming And Coding Rules

**PSC40 D C L N R 27 050 12**



外圆车刀体

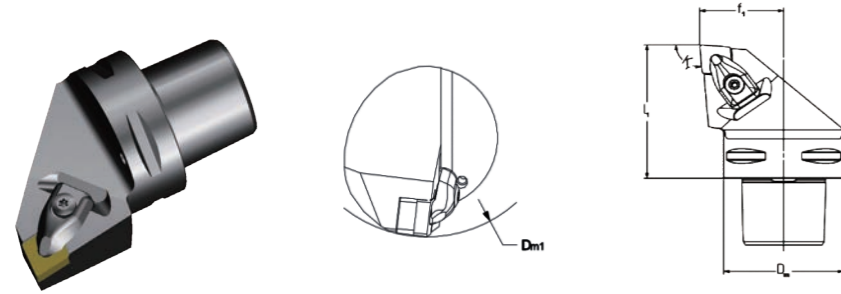
EXTERNAL TURNING TOOL BODY



- 适用于工件外径的车削加工；
- 提供三种刀片装夹方式，可满足粗加工、半精加工及精加工等场景应用；
- 机外对刀，可用于自动化机械设备；
- 通配市场上ISO标准刀片；
- 可支持非标定制。

- For turning the external of the workpiece;
- Three clamping types, available in rough machining, semi-finishing, finishing machining;
- Out-machine tool adjustment, can be used in automatic mechanical equipment;
- Match the ISO standard insert on the market;
- Support non-standard customization.

# DCLNR/L-Kr 95°



- CNMM CNMG CNMA CNGA
- 刀片仅做示意

- CNMM CNMG CNMA CNGA
- The insert is for illustration only

## 技术参数 | Technical parameters

单位 | Unit: mm

主偏角-加工方式 (Kr)-Application	订货号 Ordering code	Dm	Dm1	f1	l1	γ	λ	重量 m (kg)	ISO 刀片 ISO insert		
95°	12	PSC32-DCLNR-22045-12	32	60	22	45	-6°	-6°	0.2	CN.. 1204..	
	12	PSC32-DCLNL-22045-12	32	60	22	45	-6°	-6°	0.2		
	12	PSC40-DCLNR-27050-12	40	110	27	50	-6°	-6°	0.37		
	12	PSC40-DCLNL-27050-12	40	110	27	50	-6°	-6°	0.37		
	12	PSC50-DCLNR-35060-12	50	110	35	60	-6°	-6°	0.7		
	12	PSC50-DCLNL-35060-12	50	110	35	60	-6°	-6°	0.7		
	12	PSC63-DCLNR-45065-12	63	110	45	65	-6°	-6°	1.2		
	12	PSC63-DCLNL-45065-12	63	110	45	65	-6°	-6°	1.2		
	12	PSC80-DCLNR-55080-12	80	110	55	80	-6°	-6°	2.62		
	12	PSC80-DCLNL-55080-12	80	110	55	80	-6°	-6°	2.62		
	16	PSC40-DCLNR-27055-16	40	125	27	55	-6°	-6°	0.4		CN.. 1606..
	16	PSC40-DCLNL-27055-16	40	125	27	55	-6°	-6°	0.4		
	16	PSC50-DCLNR-35060-16	50	125	35	60	-6°	-6°	0.7		
	16	PSC50-DCLNL-35060-16	50	125	35	60	-6°	-6°	0.7		
	16	PSC63-DCLNR-45065-16	63	125	45	65	-6°	-6°	1.2		
	16	PSC63-DCLNL-45065-16	63	125	45	65	-6°	-6°	1.2		
16	PSC80-DCLNR-55080-16	80	125	55	80	-6°	-6°	2.44			
16	PSC80-DCLNL-55080-16	80	125	55	80	-6°	-6°	2.44			

转下页 see next page →

# DCLNR/L-Kr 95°

## 技术参数 | Technical parameters

单位 | Unit: mm

主偏角-加工方式 (Kr)-Application	订货号 Ordering code	Dm	Dm1	f1	l1	γ	λ	重量 m (kg)	ISO 刀片 ISO insert		
95°	19	PSC50-DCLNR-35060-19	50	80	35	60	-6°	-6°	0.7	CN.. 1906..	
	19	PSC50-DCLNL-35060-19	50	80	35	60	-6°	-6°	0.7		
	19	PSC63-DCLNR-45065-19	63	81	45	65	-6°	-6°	1.2		
	19	PSC63-DCLNL-45065-19	63	81	45	65	-6°	-6°	1.2		
	19	PSC80-DCLNR-55080-19	80	100	55	80	-6°	-6°	2.44		
	19	PSC80-DCLNL-55080-19	80	100	55	80	-6°	-6°	2.44		
	25	PSC80-DCLNR-55080-25	80	100	55	80	-6°	-6°	2.47		CN.. 2509..
	25	PSC80-DCLNL-55080-25	80	100	55	80	-6°	-6°	2.47		

## 主要配件 | Main spare parts

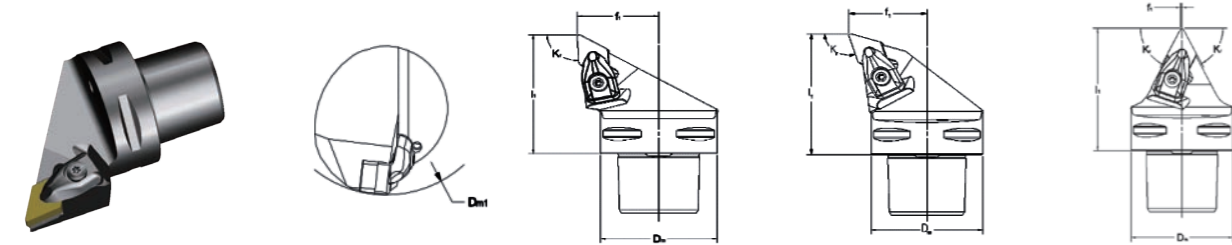
接口尺寸 PSC size	刀片 Insert	刀垫螺钉 Shim screw	刀垫 Shim	扳手 Key	整套配件 Complete clamp set
PSC32	12	ILD4085B	322.236.03B	248.150.10B	412.028.021B
PSC40-PSC80	12	ILD4085B	322.234.01B	248.150.10B	412.028.021B
PSC40-PSC80	16	ILD5011B	322.234.03B	248.200.10B	412.028.031B
PSC50-PSC80	19	ILD5011B	322.236.01B	248.200.10B	412.028.041B
PSC80	25	ILD6012B	322.234.05B	245.250.10B	412.028.051B

- 订货包含配件，不供应刀片产品
- 可单独订购配件，按需询价。

- The insert need to be ordered separately. Other accessories are included in the order.
- The spare parts can be ordered separately. Please inquire on demand.

# DDJNR/L-Kr 93° DDHNR/L-Kr 107.5° DDNNN-Kr 62.5°

# DDJNR/L-Kr 93° DDHNR/L-Kr 107.5° DDNNN-Kr 62.5°



- DNMM DNMX DNMG DNMA DNMA DNMA
- 刀片仅做示意

- DNMM DNMX DNMG DNMA DNMA
- The insert is for illustration only

### 技术参数 | Technical parameters

单位 | Unit: mm

主偏角-加工方式 (Kr)-Application	订货号 Ordering code	Dm	Dm1	f1	l1	γ	λ	重量 m (kg)	ISO 刀片 ISO insert	
93°	PSC32-DDJNR-22045-11	32	60	22	45	-6°	-7°	0.19	DN.. 1104..	
	PSC32-DDJNL-22045-11	32	60	22	45	-6°	-7°	0.19		
	PSC40-DDJNR-27050-11	40	60	27	50	-6°	-7°	0.34		
	PSC40-DDJNL-27050-11	40	60	27	50	-6°	-7°	0.34		
	PSC50-DDJNR-35060-11	50	65	35	60	-6°	-7°	0.65		
	PSC50-DDJNL-35060-11	50	65	35	60	-6°	-7°	0.65		
	PSC63-DDJNR-45065-11	63	81	45	65	-6°	-7°	1.08		
	PSC63-DDJNL-45065-11	63	81	45	65	-6°	-7°	1.08		
	PSC40-DDJNR-27055-15	40	110	27	55	-6°	-7°	0.36		DN.. 1506..
	PSC40-DDJNL-27055-15	40	110	27	55	-6°	-7°	0.36		
	PSC50-DDJNR-35060-15	50	110	35	60	-6°	-7°	0.36		
	PSC50-DDJNL-35060-15	50	110	35	60	-6°	-7°	0.36		
	PSC63-DDJNR-45065-15	63	110	45	65	-6°	-7°	1.05		
	PSC63-DDJNL-45065-15	63	110	45	65	-6°	-7°	1.05		
PSC80-DDJNR-55080-15	80	110	55	80	-6°	-7°	2.16			
PSC80-DDJNL-55080-15	80	110	55	80	-6°	-7°	2.16			

转下页 see next page →

### 技术参数 | Technical parameters

单位 | Unit: mm

主偏角-加工方式 (Kr)-Application	订货号 Ordering code	Dm	Dm1	f1	l1	γ	λ	重量 m (kg)	ISO 刀片 ISO insert
107.5°	PSC40-DDHNR-27055-15	40	110	27	55	-6°	-7°	0.38	DN.. 1506..
	PSC40-DDHNL-27055-15	40	110	27	55	-6°	-7°	0.38	
	PSC50-DDHNR-35060-15	50	110	35	60	-6°	-7°	0.66	
	PSC50-DDHNL-35060-15	50	110	35	60	-6°	-7°	0.66	
	PSC63-DDHNR-45065-15	63	110	45	65	-6°	-7°	1.15	
	PSC63-DDHNL-45065-15	63	110	45	65	-6°	-7°	1.15	
	PSC80-DDHNR-55080-15	80	110	55	80	-6°	-7°	2.36	
	PSC80-DDHNL-55080-15	80	110	55	80	-6°	-7°	2.36	
62.5°	PSC40-DDNNN-00055-15	40	-	0.5	55	-5°	-9°	0.38	DN.. 1506..
	PSC50-DDNNN-00060-15	50	-	0.5	60	-5°	-9°	0.62	
	PSC63-DDNNN-00065-15	63	-	0.5	65	-5°	-9°	1.06	
	PSC80-DDNNN-00080-15	80	-	0.5	80	-5°	-9°	2.1	

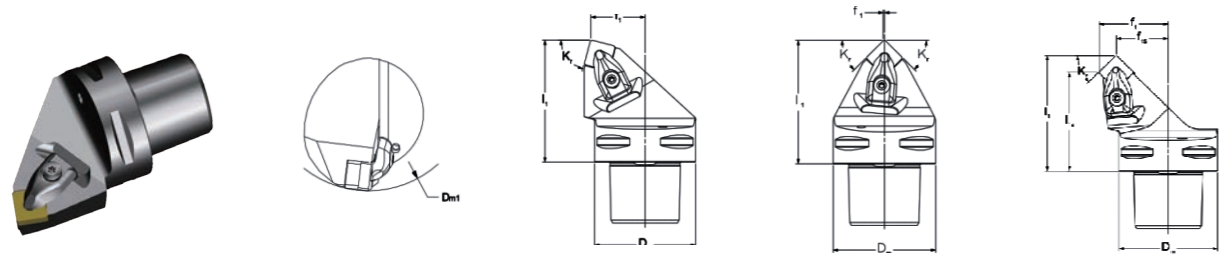
### 主要配件 | Main spare parts

接口尺寸 PSC size	刀片 Insert	刀垫螺钉 Shim screw	刀垫 Shim	扳手 Key	整套配件 Complete clamp set
PSC32-PSC63	11	ILD3072B	322.267.01B	242.090.40B	412.028.011B
PSC40-PSC80	15	ILD4085B	322.266.02B	248.150.10B	412.028.021B

- 订货包含配件，不供应刀片产品
- 可单独订购配件，按需询价。

- The insert need to be ordered separately. Other accessories are included in the order.
- The spare parts can be ordered separately. Please inquire on demand.

# DSKNR/L-Kr 75° DSDNN-Kr 45° DSSNR/L-Kr 45°

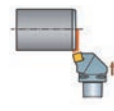


- SNMM SNMG SNMA SNGA
- 刀片仅做示意

- SNMM SNMG SNMA SNGA
- The insert is for illustration only

## 技术参数 | Technical parameters

单位 | Unit: mm

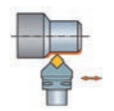
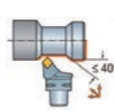
主偏角-加工方式 (Kr)-Application	订货号 Ordering code	Dm	Dm1	f1	l1	f1s	l1s	γ	λ	重量 m (kg)	ISO 刀片 ISO insert	
75° 	12 PSC32-DSKNR-22040-12	32	60	22	40	-	-	-6°	-6°	0.2	SN.. 1204..	
	12 PSC32-DSKNL-22040-12	32	60	22	40	-	-	-6°	-6°	0.2		
	12 PSC40-DSKNR-27050-12	40	110	27	50	-	-	-6°	-6°	0.35		
	12 PSC40-DSKNL-27050-12	40	110	27	50	-	-	-6°	-6°	0.35		
	12 PSC50-DSKNR-35060-12	50	110	35	60	-	-	-6°	-6°	0.75		
	12 PSC50-DSKNL-35060-12	50	110	35	60	-	-	-6°	-6°	0.75		
	12 PSC63-DSKNR-45065-12	63	110	45	65	-	-	-6°	-6°	1.24		
	12 PSC63-DSKNL-45065-12	63	110	45	65	-	-	-6°	-6°	1.24		
	19 PSC50-DSKNR-35060-19	50	125	35	60	-	-	-6°	-6°	0.76		SN.. 1906..
	19 PSC50-DSKNL-35060-19	50	125	35	60	-	-	-6°	-6°	0.76		
	19 PSC63-DSKNR-45065-19	63	125	45	65	-	-	-6°	-6°	1.27		
	19 PSC63-DSKNL-45065-19	63	125	45	65	-	-	-6°	-6°	1.27		
19 PSC80-DSKNR-55080-19	80	125	55	80	-	-	-6°	-6°	2.54			
19 PSC80-DSKNL-55080-19	80	125	55	80	-	-	-6°	-6°	2.54			

转下页 see next page →

# DSKNR/L-Kr 75° DSDNN-Kr 45° DSSNR/L-Kr 45°

## 技术参数 | Technical parameters

单位 | Unit: mm

主偏角-加工方式 (Kr)-Application	订货号 Ordering code	Dm	Dm1	f1	l1	f1s	l1s	γ	λ	重量 m (kg)	ISO 刀片 ISO insert
45° 	12 PSC32-DSDNN-00048-12	32	-	0.3	48	-	-	-6°	-6°	0.19	SN.. 1204..
	12 PSC40-DSDNN-00050-12	40	-	0.3	50	-	-	-6°	-6°	0.32	
	12 PSC50-DSDNN-00060-12	50	-	0.3	60	-	-	-6°	-6°	0.61	
	12 PSC63-DSDNN-00065-12	63	-	0.3	65	-	-	-6°	-6°	1.07	
45° 	12 PSC32-DSSNR-22040-12	32	60	22	40	13.7	48.3	-8°	0°	0.19	SN.. 1204..
	12 PSC32-DSSNL-22040-12	32	60	22	40	13.7	48.3	-8°	0°	0.19	
	12 PSC40-DSSNR-27042-12	40	110	27	42	18.7	50.3	-8°	0°	0.31	
	12 PSC40-DSSNL-27042-12	40	110	27	42	18.7	50.3	-8°	0°	0.31	
	12 PSC50-DSSNR-35052-12	50	110	35	52	26.7	60.3	-8°	0°	0.6	
	12 PSC50-DSSNL-35052-12	50	110	35	52	26.7	60.3	-8°	0°	0.6	
	12 PSC63-DSSNR-45056-12	63	110	45	56	36.7	64.3	-8°	0°	0.99	
	12 PSC63-DSSNL-45056-12	63	110	45	56	36.7	64.3	-8°	0°	0.99	

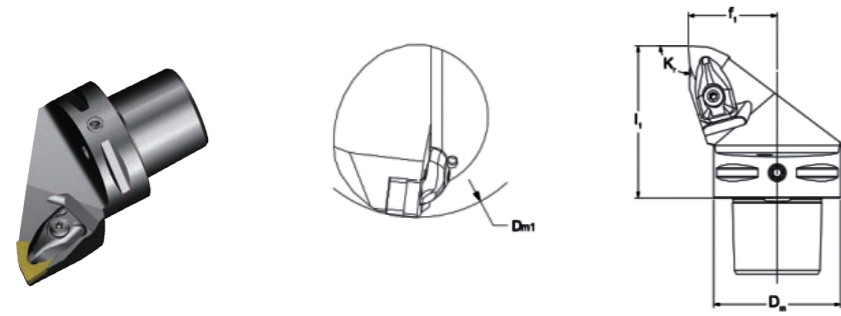
## 主要配件 | Main spare parts

接口尺寸 PSC size	刀片 Insert	刀垫螺钉 Shim screw	刀垫 Shim	扳手 Key	整套配件 Complete clamp set
PSC32	12	ILD4085B	322.426.02B	248.150.10B	412.028.021B
PSC40-PSC63	12	ILD4085B	322.425.01B	248.150.10B	412.028.021B
PSC50-PSC80	19	ILD5011B	322.425.04B	248.200.10B	412.028.041B

- 订货包含配件，不供应刀片产品
- 可单独订购配件，按需询价。

- The insert need to be ordered separately. Other accessories are included in the order.
- The spare parts can be ordered separately. Please inquire on demand.

# DWLNR/L-Kr 95°



- WNMM WNMG WNGA WNMA
- 刀片仅做示意

- WNMM WNMG WNGA WNMA
- The insert is for illustration only

## 技术参数 | Technical parameters

单位 | Unit: mm

主偏角-加工方式 (Kr)-Application	订货号 Ordering code	Dm	Dm1	f1	l1	γ	λ	重量 m (kg)	ISO 刀片 ISO insert	
95° 	06	PSC32-DWLNR-22040-06	32	60	22	40	-6°	-6°	0.18	WN.. 0604..
	06	PSC32-DWLNL-22040-06	32	60	22	40	-6°	-6°	0.18	
	06	PSC40-DWLNR-27050-06	40	60	27	50	-6°	-6°	0.35	
	06	PSC40-DWLNL-27050-06	40	60	27	50	-6°	-6°	0.35	
	06	PSC50-DWLNR-35060-06	50	65	35	60	-6°	-6°	0.67	
	06	PSC50-DWLNL-35060-06	50	65	35	60	-6°	-6°	0.67	
	06	PSC63-DWLNR-45065-06	63	81	45	65	-6°	-6°	1.21	
	06	PSC63-DWLNL-45065-06	63	81	45	65	-6°	-6°	1.21	

转下页 see next page →

# DWLNR/L-Kr 95°

## 技术参数 | Technical parameters

单位 | Unit: mm

主偏角-加工方式 (Kr)-Application	订货号 Ordering code	Dm	Dm1	f1	l1	γ	λ	重量 m (kg)	ISO 刀片 ISO insert	
95° 	08	PSC40-DWLNR-27050-08	40	110	27	50	-6°	-6°	0.35	WN.. 0804..
	08	PSC40-DWLNL-27050-08	40	110	27	50	-6°	-6°	0.35	
	08	PSC50-DWLNR-35060-08	50	110	35	60	-6°	-6°	0.67	
	08	PSC50-DWLNL-35060-08	50	110	35	60	-6°	-6°	0.67	
	08	PSC63-DWLNR-45065-08	63	110	45	65	-6°	-6°	1.22	
	08	PSC63-DWLNL-45065-08	63	110	45	65	-6°	-6°	1.22	
	08	PSC80-DWLNR-55080-08	80	110	55	80	-6°	-6°	2.44	
	08	PSC80-DWLNL-55080-08	80	110	55	80	-6°	-6°	2.44	

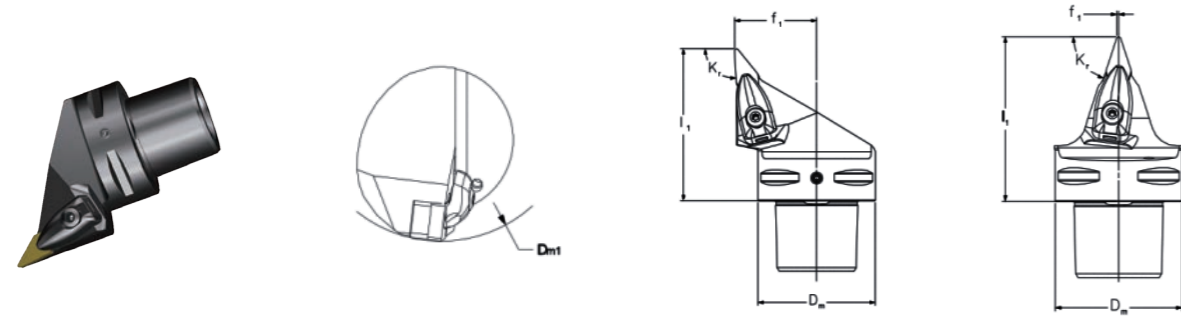
## 主要配件 | Main spare parts

接口尺寸 PSC size	刀片 Insert	刀垫螺钉 Shim screw	刀垫 Shim	扳手 Key	整套配件 Complete clamp set
PSC32-PSC63	06	ILD3072B	322.328.01B	242.090.40B	412.028.011B
PSC40-PSC80	08	ILD4085B	322.331.12B	248.150.10B	412.028.021B

- 订货包含配件，不供应刀片产品
- 可单独订购配件，按需询价。

- The insert need to be ordered seperately. Other accessories are included in the order.
- The spare parts can be ordered separately. Please inquire on demand.

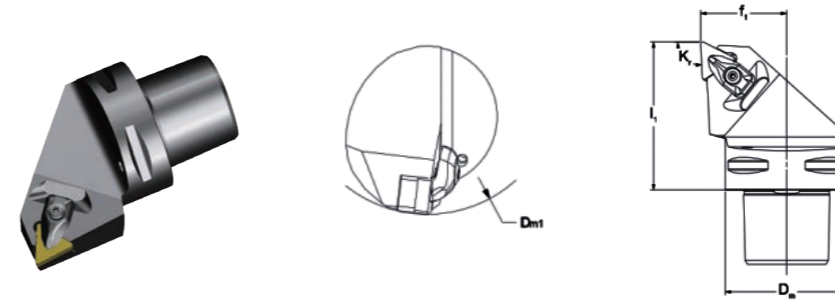
# DVJNR/L-Kr 93° DVVNN/L-Kr 72.5°



- VNMG VNGP
- 刀片仅做示意

- VNMG VNGP
- The insert is for illustration only

# DTJNR/L-Kr 93°

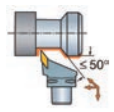
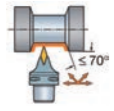


- TNMM TNMX TNMG TNMA TNGA
- 刀片仅做示意

- TNMM TNMX TNMG TNMA TNGA
- The insert is for illustration only

### 技术参数 | Technical parameters

单位 | Unit: mm

主偏角-加工方式 (Kr)-Application	订货号 Ordering code	Dm	Dm1	f1	l1	γ	λ	重量 m (kg)	ISO 刀片 ISO insert	
 93°	16	PSC40-DVJNR-27062-16	40	60	27	62	4°	-13°	0.4	VN.. 1604..
	16	PSC40-DVJNL-27062-16	40	60	27	62	4°	-13°	0.4	
	16	PSC50-DVJNR-35065-16	50	65	35	65	4°	-13°	0.65	
	16	PSC50-DVJNL-35065-16	50	65	35	65	4°	-13°	0.65	
	16	PSC63-DVJNR-45065-16	63	81	45	65	4°	-13°	1.01	
	16	PSC63-DVJNL-45065-16	63	81	45	65	4°	-13°	1.01	
	16	PSC80-DVJNR-55080-16	80	100	55	80	4°	-13°	2.1	
	16	PSC80-DVJNL-55080-16	80	100	55	80	4°	-13°	2.1	
 72.5°	16	PSC40-DVNN-00062-16	40	-	0.6	62	4°	-13°	0.41	VN.. 1604..
	16	PSC50-DVNN-00065-16	50	-	0.6	65	4°	-13°	0.63	
	16	PSC63-DVNN-00065-16	63	-	0.6	65	4°	-13°	1.03	
	16	PSC80-DVNN-00080-16	80	-	0.6	80	4°	-13°	2	

### 主要配件 | Main spare parts

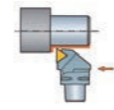
接口尺寸 PSC size	刀片 Insert	刀垫螺钉 Shim screw	刀垫 Shim	扳手 Key	整套配件 Complete clamp set
PSC40-PSC80	16	ILD3581B	322.269.01B	248.150.10B	412.028.61B

- 订货包含配件，不供应刀片产品
- 可单独订购配件，按需询价。

- The insert need to be ordered separately. Other accessories are included in the order.
- The spare parts can be ordered separately. Please inquire on demand.

### 技术参数 | Technical parameters

单位 | Unit: mm

主偏角-加工方式 (Kr)-Application	订货号 Ordering code	Dm	Dm1	f1	l1	γ	λ	重量 m (kg)	ISO 刀片 ISO insert	
 93°	16	PSC32-DTJNR-22040-16	32	60	22	40	-6°	-6°	0.2	TN.. 1604..
	16	PSC32-DTJNL-22040-16	32	60	22	40	-6°	-6°	0.2	
	16	PSC40-DTJNR-27050-16	40	110	27	50	-6°	-6°	0.43	
	16	PSC40-DTJNL-27050-16	40	110	27	50	-6°	-6°	0.43	
	16	PSC50-DTJNR-35060-16	50	110	35	60	-6°	-6°	0.78	
	16	PSC50-DTJNL-35060-16	50	110	35	60	-6°	-6°	0.78	
	16	PSC63-DTJNR-45065-16	63	110	45	65	-6°	-6°	1.34	
	16	PSC63-DTJNL-45065-16	63	110	45	65	-6°	-6°	1.34	

### 主要配件 | Main spare parts

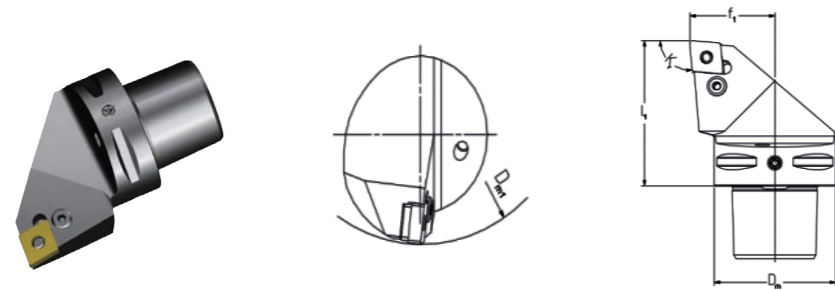
接口尺寸 PSC size	刀片 Insert	刀垫螺钉 Shim screw	刀垫 Shim	扳手 Key	整套配件 Complete clamp set
PSC32	16	ILD3072B	322.316.01B	242.090.40B	412.028.11B
PSC40-PSC80	16	ILD3072B	322.315.02B	242.090.40B	412.028.11B

- 订货包含配件，不供应刀片产品
- 可单独订购配件，按需询价。

- The insert need to be ordered separately. Other accessories are included in the order.
- The spare parts can be ordered separately. Please inquire on demand.



# PCLNR/L-Kr 95°



- CNMM CNMG CNMA CNGA
- 刀片仅做示意

- CNMM CNMG CNMA CNGA
- The insert is for illustration only

## 技术参数 | Technical parameters

单位 | Unit: mm

主偏角-加工方式 (Kr)-Application	订货号 Ordering code	Dm	f1	l1	γ	λ	重量 m (kg)	ISO 刀片 ISO insert		
95°	12	PSC40-PCLNR-27050-12	40	27	50	-6°	-6°	0.36	CN.. 1204..	
	12	PSC40-PCLNL-27050-12	40	27	50	-6°	-6°	0.36		
	12	PSC50-PCLNR-35060-12	50	35	60	-6°	-6°	0.68		
	12	PSC50-PCLNL-35060-12	50	35	60	-6°	-6°	0.68		
	12	PSC63-PCLNR-45065-12	63	45	65	-6°	-6°	1.19		
	12	PSC63-PCLNL-45065-12	63	45	65	-6°	-6°	1.19		
	12	PSC80-PCLNR-55080-12	80	55	80	-6°	-6°	2.39		
	12	PSC80-PCLNL-55080-12	80	55	80	-6°	-6°	2.39		
	16	16	PSC40-PCLNR-27050-16	40	27	50	-6°	-6°	0.35	CN.. 1606..
		16	PSC40-PCLNL-27050-16	40	27	50	-6°	-6°	0.35	
		16	PSC50-PCLNR-35060-16	50	35	60	-6°	-6°	0.68	
		16	PSC50-PCLNL-35060-16	50	35	60	-6°	-6°	0.68	
		16	PSC63-PCLNR-45065-16	63	45	65	-6°	-6°	1.19	
		16	PSC63-PCLNL-45065-16	63	45	65	-6°	-6°	1.19	
16		PSC80-PCLNR-55080-16	80	55	80	-6°	-6°	2.39		
16		PSC80-PCLNL-55080-16	80	55	80	-6°	-6°	2.39		

转下页 see next page →

# PCLNR/L-Kr 95°

## 技术参数 | Technical parameters

单位 | Unit: mm

主偏角-加工方式 (Kr)-Application	订货号 Ordering code	Dm	f1	l1	γ	λ	重量 m (kg)	ISO 刀片 ISO insert	
95°	19	PSC50-PCLNR-35060-19	50	35	60	-6°	-6°	0.68	CN.. 1906..
	19	PSC50-PCLNL-35060-19	50	35	60	-6°	-6°	0.68	
	19	PSC63-PCLNR-45065-19	63	45	65	-6°	-6°	1.19	
	19	PSC63-PCLNL-45065-19	63	45	65	-6°	-6°	1.19	
	19	PSC80-PCLNR-55080-19	80	55	80	-6°	-6°	2.39	
	19	PSC80-PCLNL-55080-19	80	55	80	-6°	-6°	2.39	

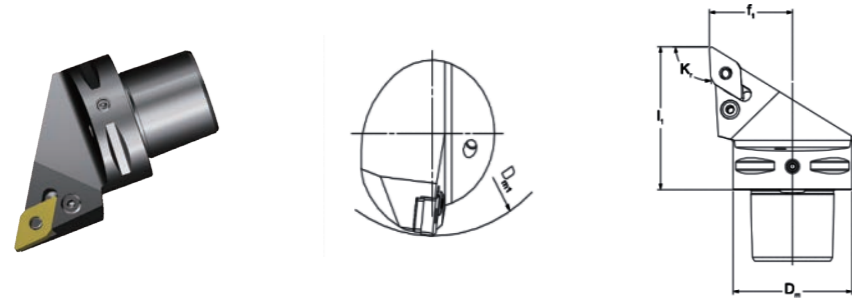
## 主要配件 | Main spare parts

接口尺寸 PSC size	刀片 Insert	刀垫螺钉 Shim screw	刀垫 Shim	扳手 Key	勾杆 Lever
PSC40-PSC63	12	414.438.21B	322.318.50B	241.030.63B	413.438.41B
PSC40-PSC80	16	414.838.31B	322.318.52B	241.030.63B	413.838.40B
PSC50-PSC80	19	414.438.22B	322.318.51B	241.030.63B	413.438.42B

- 订货包含配件，不供应刀片产品
- 可单独订购配件，按需询价。

- The insert need to be ordered separately. Other accessories are included in the order.
- The spare parts can be ordered separately. Please inquire on demand.

# PDJNR/L-Kr 93°



- DNMM DNMX DNMG DNMA DNGA
- 刀片仅做示意

- DNMM DNMX DNMG DNMA DNGA
- The insert is for illustration only

## 技术参数 | Technical parameters

单位 | Unit: mm

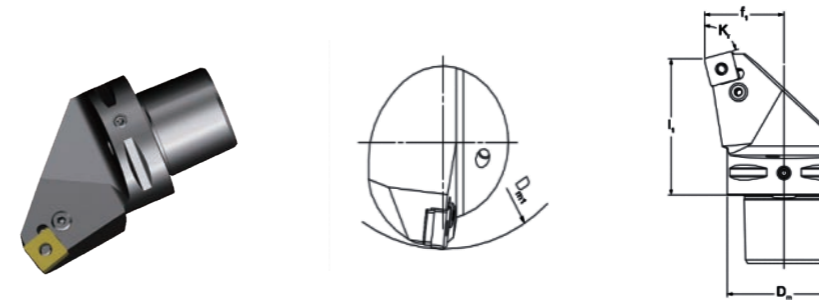
主偏角-加工方式 (Kr)-Application		订货号 Ordering code	Dm	f1	l1	γ	λ	重量 m (kg)	ISO 刀片 ISO insert
	15	PSC40-PDJNR-27055-15	40	27	55	-6°	-7°	0.36	DN.. 1506..
	15	PSC40-PDJNL-27055-15	40	27	55	-6°	-7°	0.36	
	15	PSC50-PDJNR-35060-15	50	35	60	-6°	-7°	0.62	
	15	PSC50-PDJNL-35060-15	50	35	60	-6°	-7°	0.62	
	15	PSC63-PDJNR-45065-15	63	45	65	-6°	-7°	1.05	
	15	PSC63-PDJNL-45065-15	63	45	65	-6°	-7°	1.05	

## 主要配件 | Main spare parts

接口尺寸 PSC size	刀片 Insert	刀垫螺钉 Shim screw	刀垫 Shim	扳手 Key	勾杆 Lever
PSC40-PSC63	15	414.438.30B	322.358.51B	241.030.63B	413.438.47B

- 订货包含配件，不供应刀片产品
- 可单独订购配件，按需询价。
- The insert need to be ordered separately. Other accessories are included in the order.
- The spare parts can be ordered separately. Please inquire on demand.

# PSKNR/L-Kr 75°



- SNMM SNMG SNMA SNGA
- 刀片仅做示意

- SNMM SNMG SNMA SNGA
- The insert is for illustration only

## 技术参数 | Technical parameters

单位 | Unit: mm

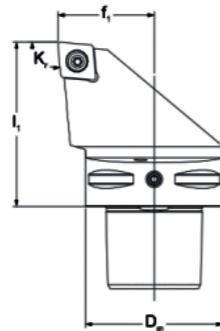
主偏角-加工方式 (Kr)-Application		订货号 Ordering code	Dm	f1	l1	γ	λ	重量 m (kg)	ISO 刀片 ISO insert
	12	PSC40-PSKNR-27050-12	40	27	50	-6°	-6°	0.34	SN.. 1204..
	12	PSC40-PSKNL-27050-12	40	27	50	-6°	-6°	0.34	
	12	PSC50-PSKNR-35060-12	50	35	60	-6°	-6°	0.72	
	12	PSC50-PSKNL-35060-12	50	35	60	-6°	-6°	0.72	
	12	PSC63-PSKNR-45065-12	63	45	65	-6°	-6°	1.15	
	12	PSC63-PSKNL-45065-12	63	45	65	-6°	-6°	1.15	

## 主要配件 | Main spare parts

接口尺寸 PSC size	刀片 Insert	刀垫螺钉 Shim screw	刀垫 Shim	扳手 Key	勾杆 Lever
PSC40-PSC63	12	414.438.21B	322.438.51B	241.030.63B	413.438.41B

- 订货包含配件，不供应刀片产品
- 可单独订购配件，按需询价。
- The insert need to be ordered separately. Other accessories are included in the order.
- The spare parts can be ordered separately. Please inquire on demand.

# SCLCR/L-Kr 95°



- CCMT CCGT CCGX CCET CCMW
- 刀片仅做示意

- CCMT CCGT CCGX CCET CCMW
- The insert is for illustration only

## 技术参数 | Technical parameters

单位 | Unit: mm

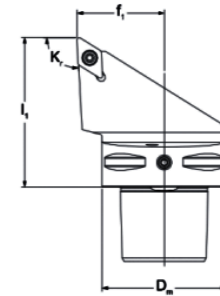
主偏角-加工方式 (Kr)-Application		订货号 Ordering code	Dm	f1	l1	γ	λ	重量 m (kg)	ISO 刀片 ISO insert
	12	PSC32-SCLCR-22040-12	32	22	40	0°	0°	0.2	CC..1204..
	12	PSC32-SCLCL-22040-12	32	22	40	0°	0°	0.2	
	12	PSC40-SCLCR-27050-12	40	27	50	0°	0°	0.44	
	12	PSC40-SCLCL-27050-12	40	27	50	0°	0°	0.44	
	12	PSC50-SCLCR-35060-12	50	35	60	0°	0°	0.77	
	12	PSC50-SCLCL-35060-12	50	35	60	0°	0°	0.77	
	12	PSC63-SCLCR-45065-12	63	45	65	0°	0°	1.34	
	12	PSC63-SCLCL-45065-12	63	45	65	0°	0°	1.34	

## 主要配件 | Main spare parts

接口尺寸 PSC size	刀片 Insert	刀垫螺钉 Shim screw	刀垫 Shim	扳手 Key	刀片螺钉 Insert screw
PSC32-PSC63	12	512.090.03B	322.232.02B	248.150.10B & 241.040.70B	ILD4014B

- 订货包含配件，不供应刀片产品
- 可单独订购配件，按需询价。
- The insert need to be ordered separately. Other accessories are included in the order.
- The spare parts can be ordered separately. Please inquire on demand.

# SDJCR/L-Kr 93°



- DCMT DCMX DCGT DCGX DCET DCMW
- 刀片仅做示意

- DCMT DCMX DCGT DCGX DCET DCMW
- The insert is for illustration only

## 技术参数 | Technical parameters

单位 | Unit: mm

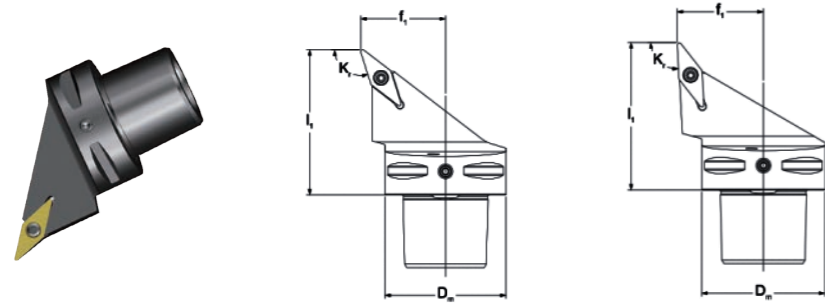
主偏角-加工方式 (Kr)-Application		订货号 Ordering code	Dm	f1	l1	γ	λ	重量 m (kg)	ISO 刀片 ISO insert
	11	PSC32-SDJCR-22040-11	32	22	40	0°	0°	0.16	DC..11T3..
	11	PSC32-SDJCL-22040-11	32	22	40	0°	0°	0.16	
	11	PSC40-SDJCR-27050-11	40	27	50	0°	0°	0.33	
	11	PSC40-SDJCL-27050-11	40	27	50	0°	0°	0.33	
	11	PSC50-SDJCR-35060-11	50	35	60	0°	0°	0.63	
	11	PSC50-SDJCL-35060-11	50	35	60	0°	0°	0.63	
	11	PSC63-SDJCR-45065-11	63	45	65	0°	0°	1.05	
	11	PSC63-SDJCL-45065-11	63	45	65	0°	0°	1.05	

## 主要配件 | Main spare parts

接口尺寸 PSC size	刀片 Insert	刀垫螺钉 Shim screw	刀垫 Shim	扳手 Key	刀片螺钉 Insert screw
PSC32-PSC63	11	512.090.01B	322.263.01B	248.150.10B & 241.035.65B	ILD3512B

- 订货包含配件，不供应刀片产品
- 可单独订购配件，按需询价。
- The insert need to be ordered separately. Other accessories are included in the order.
- The spare parts can be ordered separately. Please inquire on demand.

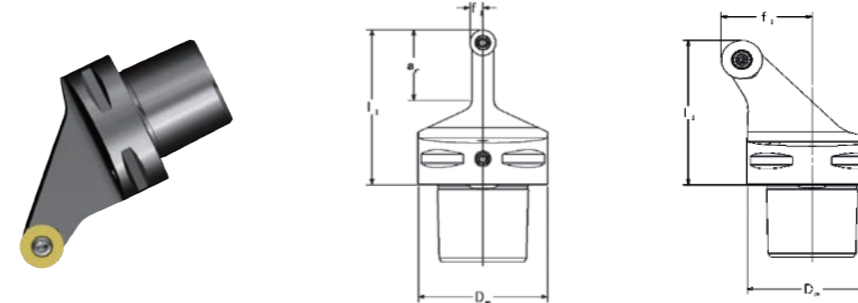
# SVHBR/L-Kr 107.5° SVJBR/L-Kr 93°



- VBMT VBGT VCGX VCEX VCGT VCET VBMW VCMW
- 刀片仅做示意

- VBMT VBGT VCGX VCEX VCGT VCET VBMW VCMW
- The insert is for illustration only

# SRDCN SRSCR/L



- RCMT RCGX-AL
- 刀片仅做示意

- RCMT RCGX-AL
- The insert is for illustration only

## 技术参数 | Technical parameters

单位 | Unit: mm

主偏角-加工方式 (Kr)-Application		订货号 Ordering code	Dm	f1	l1	γ	λ	重量 m (kg)	ISO 刀片 ISO insert
107.5°		16 PSC40-SVHBR-27050-16	40	27	50	0°	0°	0.38	VB..1604.. VC..1604..
		16 PSC40-SVHBL-27050-16	40	27	50	0°	0°	0.38	
		16 PSC50-SVHBR-35060-16	50	35	60	0°	0°	0.64	
		16 PSC50-SVHBL-35060-16	50	35	60	0°	0°	0.64	
		16 PSC63-SVHBR-45065-16	63	45	65	0°	0°	1.12	
		16 PSC63-SVHBL-45065-16	63	45	65	0°	0°	1.12	
93°		16 PSC40-SVJBR-27050-16	40	27	50	0°	0°	0.35	VB..1604.. VC..1604..
		16 PSC40-SVJBL-27050-16	40	27	50	0°	0°	0.35	
		16 PSC50-SVJBR-35060-16	50	35	60	0°	0°	0.7	
		16 PSC50-SVJBL-35060-16	50	35	60	0°	0°	0.7	
		16 PSC63-SVJBR-45065-16	63	45	65	0°	0°	1.11	
		16 PSC63-SVJBL-45065-16	63	45	65	0°	0°	1.11	

## 主要配件 | Main spare parts

接口尺寸 PSC size	刀片 Insert	刀垫螺钉 Shim screw	刀垫 Shim	扳手 Key	刀片螺钉 Insert screw
PSC32-PSC63	16	512.090.01B	322.270.01B	248.150.10B & 241.035.65B	ILD3512B

- 订货包含配件，不供应刀片产品
- 可单独订购配件，按需询价。
- The insert need to be ordered separately. Other accessories are included in the order.
- The spare parts can be ordered separately. Please inquire on demand.

## 技术参数 | Technical parameters

单位 | Unit: mm

主偏角-加工方式 (Kr)-Application		订货号 Ordering code	Dm	ar	f1	l1	γ	λ	重量 m (kg)	ISO 刀片 ISO insert
		10 PSC32-SRDCN-00040-10A	32	20	5	40	0°	0°	0.13	RC.10T3M0
		10 PSC40-SRDCN-00050-10A	40	25	5	50	0°	0°	0.27	
		10 PSC50-SRDCN-00060-10A	50	25	5	60	0°	0°	0.51	
		10 PSC63-SRDCN-00065-10A	63	25	5	65	0°	0°	0.91	
		16 PSC50-SRSCR-35060-16	50	-	35	60	0°	0°	0.56	RC.1606M0
		16 PSC50-SRSCCL-35060-16	50	-	35	60	0°	0°	0.56	
		16 PSC63-SRSCR-45065-16	63	-	45	65	0°	0°	1.03	
16 PSC63-SRSCCL-45065-16	63	-	45	65	0°	0°	1.03			


## 主要配件 | Main spare parts

接口尺寸 PSC size	刀片 Insert	刀垫螺钉 Shim screw	刀垫 Shim	扳手 Key	刀片螺钉 Insert screw
PSC32-PSC63	10	512.090.01B	322.110.01B	248.150.10B & 251.035.65B	ILD3510B
PSC50-PSC63	16	512.090.06B	322.110.03B	248.200.10B & 241.050.80B	ILD5017B

- 订货包含配件，不供应刀片产品
- 可单独订购配件，按需询价。
- The insert need to be ordered separately. Other accessories are included in the order.
- The spare parts can be ordered separately. Please inquire on demand.

### 内圆车刀体

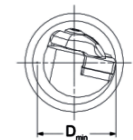
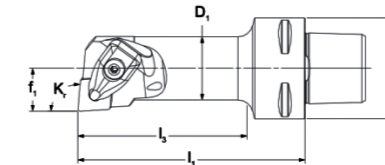
### INTERNAL TURNING TOOL BODY



- 适用于工件内径的车削加工;
- 标准车刀体长度最大可做到140mm;
- 机外对刀, 可用于自动化生产设备;
- 通配市场上ISO标准刀片;
- 可支持非标定制。

- For turning the internal of the workpiece;
- The maximum length of standard turning tool body can be 140mm;
- Out-machine tool adjustment, can be used in automatic mechanical equipment;
- Match the ISO standard insert on the market;
- Support non-standard customization.

## DCLNR/L-Kr 95°



- CNMM CNMG CNMA CNGA
- 刀片仅做示意

- CNMM CNMG CNMA CNGA
- The insert is for illustration only

#### 技术参数 | Technical parameters

单位 | Unit: mm

主偏角-加工方式 (Kr)-Application	订货号 Ordering code	Dm	Dmin	D1	f1	l1	l3	γ	λ	重量 m (kg)	ISO 刀片 ISO insert
	12 PSC40-DCLNR-17090-12	40	32	25	17	90	69	-6°	-12°	0.47	CN.. 1204..
	12 PSC40-DCLNL-17090-12	40	32	25	17	90	69	-6°	-12°	0.47	
	12 PSC50-DCLNR-17090-12	50	32	25	17	90	67	-6°	-12°	0.65	
	12 PSC50-DCLNL-17090-12	50	32	25	17	90	67	-6°	-12°	0.65	
	12 PSC63-DCLNR-17100-12	63	32	25	17	100	73	-6°	-12°	1.04	
	12 PSC63-DCLNL-17100-12	63	32	25	17	100	73	-6°	-12°	1.04	

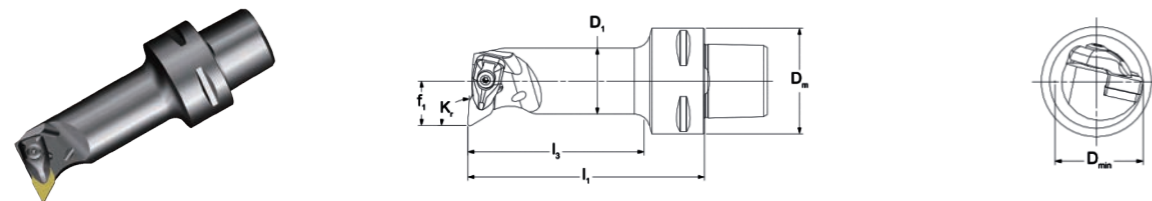
#### 主要配件 | Main spare parts

接口尺寸 PSC size	刀片 Insert	刀垫螺钉 Shim screw	刀垫 Shim	扳手 Key	整套配件 Complete clamp set
PSC40-PSC63	12	ILD4085B	322.236.03B	248.150.10B	412.028.021B

- 订货包含配件, 不供应刀片产品
- 可单独订购配件, 按需询价。

- The insert need to be ordered separately. Other accessories are included in the order.
- The spare parts can be ordered separately. Please inquire on demand.

# DDUNR/L-Kr 93°

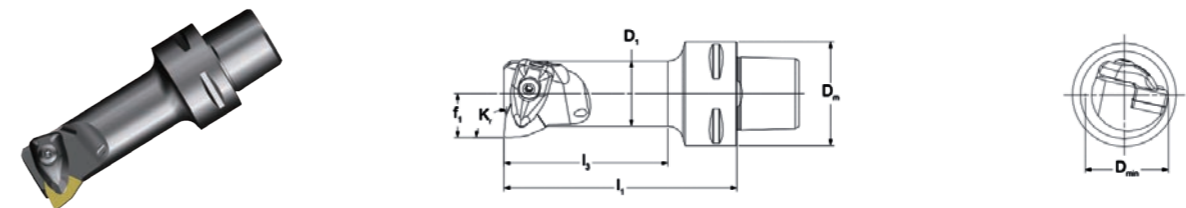


- DNMM DNMX DNMG DNMA DNGA
- 刀片仅做示意

- DNMM DNMX DNMG DNMA DNGA
- The insert is for illustration only

通用型 / GP

# DWLNRL/L-Kr 95°



- WNMM WNMG WNGA WNMA
- 刀片仅做示意

- WNMM WNMG WNGA WNMA
- The insert is for illustration only

## 技术参数 | Technical parameters

单位 | Unit: mm

主偏角-加工方式 (Kr)-Application		订货号 Ordering code	Dm	Dmin	D1	f1	l1	l3	γ	λ	重量 m (kg)	ISO 刀片 ISO insert
	11	PSC40-DDUNR-17090-11	40	32	25	17	90	68	-6°	-12°	0.47	DN.. 1104..
	11	PSC40-DDUNL-17090-11	40	32	25	17	90	68	-6°	-12°	0.47	
	11	PSC50-DDUNR-17090-11	50	32	25	17	90	66	-6°	-12°	0.65	
	11	PSC50-DDUNL-17090-11	50	32	25	17	90	66	-6°	-12°	0.65	
	15	PSC40-DDUNR-27080-15	40	50	39.7	27	80	59	-6°	-11°	1.04	DN.. 1506..
	15	PSC40-DDUNL-27080-15	40	50	39.7	27	80	59	-6°	-11°	1.04	
	15	PSC50-DDUNR-27140-15	50	50	40	27	140	118	-6°	-11°	1.04	
	15	PSC50-DDUNL-27140-15	50	50	40	27	140	118	-6°	-11°	1.04	
	15	PSC63-DDUNR-27140-15	63	50	40	27	140	114	-6°	-11°	1.04	
	15	PSC63-DDUNL-27140-15	63	50	40	27	140	114	-6°	-11°	1.04	

## 主要配件 | Main spare parts

接口尺寸 PSC size	刀片 Insert	刀垫螺钉 Shim screw	刀垫 Shim	扳手 Key	整套配件 Complete clamp set
PSC40-PSC50	11	ILD3072B	322.267.01B	242.090.40B	412.028.011B
PSC40-PSC63	15	ILD4085B	322.266.02B	248.150.10B	412.028.021B

- 订货包含配件，不供应刀片产品
- 可单独订购配件，按需询价。

- The insert need to be ordered separately. Other accessories are included in the order.
- The spare parts can be ordered separately. Please inquire on demand.

## 技术参数 | Technical parameters

单位 | Unit: mm

主偏角-加工方式 (Kr)-Application		订货号 Ordering code	Dm	Dmin	D1	f1	l1	l3	γ	λ	重量 m (kg)	ISO 刀片 ISO insert
	08	PSC40-DWLNRL-17090-08	40	32	25	17	90	69	-0°	-6°	0.48	WN.. 0804..
	08	PSC40-DWLNLL-17090-08	40	32	25	17	90	69	-0°	-6°	0.48	
	08	PSC50-DWLNRL-17090-08	50	32	25	17	90	69	-0°	-6°	0.67	
	08	PSC50-DWLNLL-17090-08	50	32	25	17	90	69	-0°	-6°	0.67	
	08	PSC50-DWLNLL-17090-08	50	32	25	17	90	69	-0°	-6°	0.67	

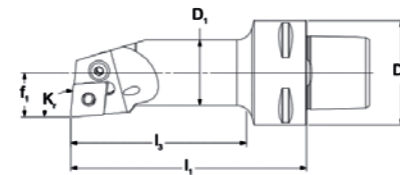
## 主要配件 | Main spare parts

接口尺寸 PSC size	刀片 Insert	刀垫螺钉 Shim screw	刀垫 Shim	扳手 Key	整套配件 Complete clamp set
PSC40-PSC50	08	ILD4085B	322.328.02B	248.150.10B	412.028.021B

- 订货包含配件，不供应刀片产品
- 可单独订购配件，按需询价。

- The insert need to be ordered separately. Other accessories are included in the order.
- The spare parts can be ordered separately. Please inquire on demand.

# PCLNR/L-Kr 95°



- CNMM CNMG CNMA CNGA
- 刀片仅做示意

- CNMM CNMG CNMA CNGA
- The insert is for illustration only

# PCLNR/L-Kr 95°

## 技术参数 | Technical parameters

单位 | Unit: mm

主偏角-加工方式 (Kr)-Application	订货号 Ordering code	Dm	Dmin	D1	f1	l1	l3	γ	λ	重量 m (kg)	ISO 刀片 ISO insert
95°	12 PSC50-PCLNR-17090-12	50	32	25	17	90	67	-6°	-11°	0.65	CN.. 1204..
	12 PSC50-PCLNL-17090-12	50	32	25	17	90	67	-6°	-11°	0.65	
	12 PSC50-PCLNR-22110-12	50	40	32	22	110	88	-6°	-11°	0.66	
	12 PSC50-PCLNL-22110-12	50	40	32	22	110	88	-6°	-11°	0.66	
	12 PSC50-PCLNR-27140-12	50	50	40	27	140	119	-6°	-10°	0.67	
	12 PSC50-PCLNL-27140-12	50	50	40	27	140	119	-6°	-10°	0.67	
	12 PSC50-PCLNR-35100-12	50	63	50	35	100	81	-6°	-7°	0.68	
	12 PSC50-PCLNL-35100-12	50	63	50	35	100	81	-6°	-7°	0.68	
	12 PSC63-PCLNR-17100-12	63	32	25	17	100	74	-6°	-11°	1	
	12 PSC63-PCLNL-17100-12	63	32	25	17	100	74	-6°	-11°	1	
	12 PSC63-PCLNR-22110-12	63	40	32	22	110	84	-6°	-11°	1.2	
	12 PSC63-PCLNL-22110-12	63	40	32	22	110	84	-6°	-11°	1.2	

## 技术参数 | Technical parameters

单位 | Unit: mm

主偏角-加工方式 (Kr)-Application	订货号 Ordering code	Dm	Dmin	D1	f1	l1	l3	γ	λ	重量 m (kg)	ISO 刀片 ISO insert
95°	12 PSC32-PCLNR-17090-12	32	32	25	17	90	75	-6°	-11°	0.3	CN.. 1204..
	12 PSC32-PCLNL-17090-12	32	32	25	17	90	75	-6°	-11°	0.3	
	12 PSC32-PCLNR-22064-12	32	40	32	22	64	50	-6°	-11°	0.3	
	12 PSC32-PCLNL-22064-12	32	40	32	22	64	50	-6°	-11°	0.3	
	12 PSC32-PCLNR-22096-12	32	40	32	22	96	82	-6°	-11°	0.3	
	12 PSC32-PCLNL-22096-12	32	40	32	22	96	82	-6°	-11°	0.3	
	12 PSC40-PCLNR-17090-12	40	32	25	17	90	69	-6°	-11°	0.5	
	12 PSC40-PCLNL-17090-12	40	32	25	17	90	69	-6°	-11°	0.5	
	12 PSC40-PCLNR-22110-12	40	40	32	22	110	89	-6°	-11°	0.5	
	12 PSC40-PCLNL-22110-12	40	40	32	22	110	89	-6°	-11°	0.5	
	12 PSC40-PCLNR-27080-12	40	50	40	27	80	60	-6°	-10°	0.5	
	12 PSC40-PCLNL-27080-12	40	50	40	27	80	60	-6°	-10°	0.5	
	12 PSC40-PCLNR-27120-12	40	50	40	27	120	100	-6°	-11°	0.5	
	12 PSC40-PCLNL-27120-12	40	50	40	27	120	100	-6°	-11°	0.5	

转下页 see next page →

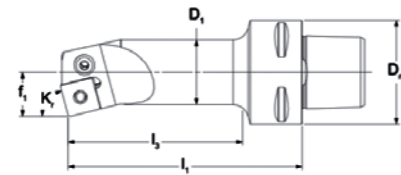

## 主要配件 | Main spare parts

接口尺寸 PSC size	刀片 Insert	螺钉 Screw	刀垫 Shim	扳手 Key	勾杆 Lever
PSC32-PSC63(D25)	12	414.838.32B	-	241.025.56B	413.838.41-1B
PSC32-PSC63(D32-D50)	12	414.438.21B	322.318.50B	241.030.63B	413.438.41B

- 订货包含配件，不供应刀片产品
- 可单独订购配件，按需询价。

- The insert need to be ordered separately. Other accessories are included in the order.
- The spare parts can be ordered separately. Please inquire on demand.

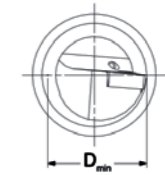
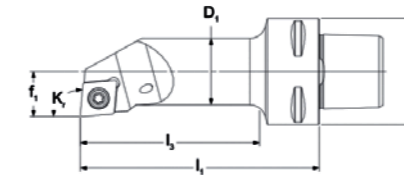
# PSKNR/L-Kr 75°



- SNMM SNMG SNMA SNGA
- 刀片仅做示意

- SNMM SNMG SNMA SNGA
- The insert is for illustration only

# SCLCR/L-Kr 95°



- CCMT CCGT CCGX CCET CCMW
- 刀片仅做示意

- CCMT CCGT CCGX CCET CCMW
- The insert is for illustration only

## 技术参数 | Technical parameters

单位 | Unit: mm

主偏角-加工方式 (Kr)-Application		订货号 Ordering code	Dm	Dmin	D1	f1	l1	l3	γ	λ	重量 m (kg)	ISO 刀片 ISO insert
	12	PSC40-PSKNR-17090-12	40	32	25	17	90	69	-6°	-11°	0.45	SN..1204..
	12	PSC50-PSKNR-17090-12	50	32	25	17	90	67	-6°	-11°	0.51	
	12	PSC50-PSKNR-22110-12	50	40	32	22	110	88	-6°	-10°	0.7	
	12	PSC50-PSKNR-27140-12	50	50	40	27	140	119	-6°	-10°	1.4	
	12	PSC63-PSKNR-22110-12	63	40	32	22	110	84	-6°	-10°	1.3	

## 主要配件 | Main spare parts

接口尺寸 PSC size	刀片 Insert	螺钉 Screw	刀垫 Shim	扳手 Key	勾杆 Lever
PSC40-PSC50(D25)	12	414.838.32B	-	241.025.56B	413.838.41-1B
PSC50-PSC63(D32-D40)	12	414.438.21B	322.438.51B	241.030.63B	413.438.41B

- 订货包含配件，不供应刀片产品
- 可单独订购配件，按需询价。
- The insert need to be ordered seperately. Other accessories are included in the order.
- The spare parts can be ordered separately. Please inquire on demand.

## 技术参数 | Technical parameters

单位 | Unit: mm

主偏角-加工方式 (Kr)-Application		订货号 Ordering code	Dm	Dmin	D1	f1	l1	l3	γ	λ	重量 m (kg)	ISO 刀片 ISO insert
	12	PSC32-SCLCR-17090-12	32	32	25	17	90	75	0°	-6°	0.32	CC..1204..
	12	PSC32-SCLCL-17090-12	32	32	25	17	90	75	0°	-6°	0.32	
	12	PSC32-SCLCR-22064-12	32	40	31.7	22	64	50	0°	-10°	0.31	
	12	PSC32-SCLCL-22064-12	32	40	31.7	22	64	50	0°	-10°	0.31	
	12	PSC32-SCLCR-22090-12	32	40	31.7	22	90	82	0°	-10°	0.5	
	12	PSC32-SCLCL-22090-12	32	40	31.7	22	90	82	0°	-10°	0.5	
	12	PSC40-SCLCR-17090-12	40	32	25	17	90	69	0°	-6°	0.45	
	12	PSC40-SCLCL-17090-12	40	32	25	17	90	69	0°	-6°	0.45	
	12	PSC40-SCLCR-22110-12	40	40	32	22	110	89	0°	-10°	0.68	
	12	PSC40-SCLCL-22110-12	40	40	32	22	110	89	0°	-10°	0.68	
	12	PSC40-SCLCR-27080-12	40	50	39.7	27	80	60	0°	-8°	0.63	
	12	PSC40-SCLCL-27080-12	40	50	39.7	27	80	60	0°	-8°	0.63	

转下页 see next page →



# SCLCR/L-Kr 95°

技术参数 | Technical parameters

单位 | Unit: mm

主偏角-加工方式 (Kr)-Application		订货号 Ordering code	Dm	Dmin	D1	f1	l1	l3	γ	λ	重量 m (kg)	ISO 刀片 ISO insert
	12	PSC50-SCLCR-17090-12	50	32	25	17	90	67	0°	-6°	0.63	CC..1204..
	12	PSC50-SCLCL-17090-12	50	32	25	17	90	67	0°	-6°	0.63	
	12	PSC50-SCLCR-22110-12	50	40	32	22	110	88	0°	-10°	0.87	
	12	PSC50-SCLCL-22110-12	50	40	32	22	110	88	0°	-10°	0.87	
	12	PSC50-SCLCR-27140-12	50	50	40	27	140	119	0°	-8°	1.35	
	12	PSC50-SCLCL-27140-12	50	50	40	27	140	119	0°	-8°	1.35	
	12	PSC50-SCLCR-35100-12	50	63	49.7	35	100	80	0°	-5°	1.27	
	12	PSC50-SCLCL-35100-12	50	63	49.7	35	100	80	0°	-5°	1.27	

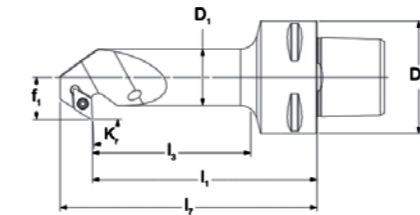
主要配件 | Main spare parts

接口尺寸 PSC size	刀片 Insert	刀垫螺钉 Shim screw	刀垫 Shim	扳手 Key	刀片螺钉 Insert screw
PSC32-PSC50(D25)	12	-	-	248.150.10B	ILD4011-AB
PSC32-PSC50(D32-D40)	12	512.090.03B	322.232.02B	248.150.10 & 241.040.70B	ILD4014B

- 订货包含配件，不供应刀片产品
- 可单独订购配件，按需询价。

- The insert need to be ordered seperately. Other accessories are included in the order.
- The spare parts can be ordered separately. Please inquire on demand.

# SDUCR/L-Kr 93°



- DCMT DCMX DCGT DCGX DCET DCMW
- 刀片仅做示意

- DCMT DCMX DCGT DCGX DCET DCMW
- The insert is for illustration only

技术参数 | Technical parameters

单位 | Unit: mm

主偏角-加工方式 (Kr)-Application		订货号 Ordering code	Dm	Dmin	D1	f1	l1	l3	l7	γ	λ	重量 m (kg)	ISO 刀片 ISO insert
	07	PSC32-SDUCR-13070-07X	32	22	16	13	70	54	80.7	0°	-6°	0.19	DC.. 0702..
	07	PSC32-SDUCL-13070-07X	32	22	16	13	70	54	80.7	0°	-6°	0.19	
	07	PSC32-SDUCR-15080-07X	32	27	20	15	80	64	91.5	0°	-3°	0.26	
	07	PSC32-SDUCL-15080-07X	32	27	20	15	80	64	91.5	0°	-3°	0.26	
	07	PSC40-SDUCR-13070-07X	40	22	16	13	70	48	80.7	0°	-6°	0.32	
	07	PSC40-SDUCL-13070-07X	40	22	16	13	70	48	80.7	0°	-6°	0.32	
	07	PSC40-SDUCR-15080-07X	40	27	20	15	80	58	91.5	0°	-3°	0.39	
	07	PSC40-SDUCL-15080-07X	40	27	20	15	80	58	91.5	0°	-3°	0.39	
	07	PSC40-SDUCR-18090-07X	40	32	25	18	90	69	101.5	0°	-3°	0.49	
	07	PSC40-SDUCL-18090-07X	40	32	25	18	90	69	101.5	0°	-3°	0.49	
	07	PSC50-SDUCR-15080-07X	50	27	20	15	80	58	91.5	0°	-3°	0.58	
	07	PSC50-SDUCL-15080-07X	50	27	20	15	80	58	91.5	0°	-3°	0.58	
	07	PSC50-SDUCR-18090-07X	50	32	25	18	90	68	101.5	0°	-3°	0.67	
	07	PSC50-SDUCL-18090-07X	50	32	25	18	90	68	101.5	0°	-3°	0.67	

主要配件 | Main spare parts

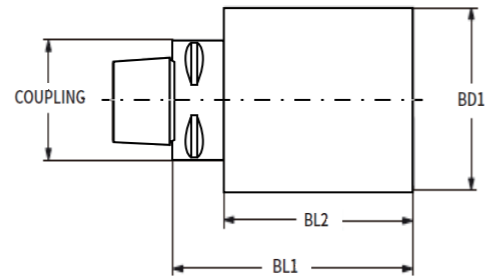
接口尺寸 PSC size	刀片 Insert	刀垫螺钉 Shim screw	刀垫 Shim	扳手 Key	刀片螺钉 Insert screw
PSC32-PSC50	7	-	-	242.070.35B	ILD2565B

- 订货包含配件，不供应刀片产品
- 可单独订购配件，按需询价。

- The insert need to be ordered seperately. Other accessories are included in the order.
- The spare parts can be ordered separately. Please inquire on demand.

PSC毛坯

# PSC Blank



技术参数 | Technical parameters

单位 | Unit: mm

接口尺寸 PSC size	订货号 Ordering code	BD1	BL1	库存 Stock
PSC32	BLPSC32A040110M	40	110	▲
	BLPSC32A050110M	50	110	●
	BLPSC32A050125M	50	125	▲
	BLPSC32A070060M	70	60	▲
	BLPSC32A090070M	90	70	▲
PSC40	BLPSC40A040095M	40	95	▲
	BLPSC40A060130M	60	130	●
	BLPSC40A060165M	60	165	▲
	BLPSC40A080075M	80	75	▲
	BLPSC40A100085M	100	85	▲
PSC50	BLPSC50A050125M	50	125	●
	BLPSC50A075175M	75	175	●
	BLPSC50A090080M	90	80	▲
	BLPSC50A110090M	110	90	▲

转下页 see next page →

PSC毛坯

# PSC Blank

技术参数 | Technical parameters

单位 | Unit: mm

接口尺寸 PSC size	订货号 Ordering code	BD1	BL1	库存 Stock
PSC63	BLPSC63A072120M	72	120	●
	BLPSC63A075195M	75	195	●
	BLPSC63A100080M	100	80	●
	BLPSC63A110085M	110	85	▲
	BLPSC63A130095M	130	95	●
PSC80	BLPSC80A080200M	80	200	▲
	BLPSC80A120095M	120	95	▲
	BLPSC80A120160M	120	160	●
	BLPSC80A130090M	130	90	●

供货期: ●可供现货 ▲交货时间短


Availability: ● available in stock ▲short lead time

PSC半成品毛坯前端带有42-46HRC硬度,允许加工成所需要的形状

PSC blank have a 42-46HRC hardness front, which allows machining of special shapes

### PSC接纳器

### PSC CLAMPING UNIT



- 配合PSC接口的刀具使用;
- 可实现左右手刀具互换;
- 凸轮锁紧结构, 换刀便捷;

- Used with the turning tools with PSC interface;
- Realize the exchange of left and right hand tools;
- Cam locking device, change the tool swiftly.

### 命名方式 Naming And Coding Rules

# PSC40 — R — CUSA 24 — 043 — M

①

①接口规格 Coupling Type	
PSC	32
	40
	50
	63
	80

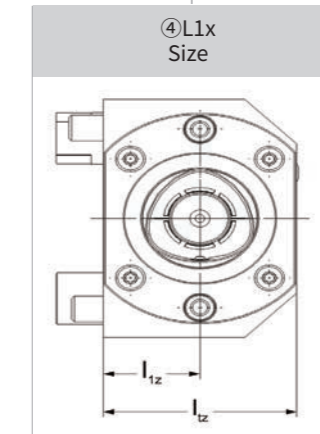
②

②刀体方向 Hand of Tool	
L	左手方向 Left
R	右手方向 Right

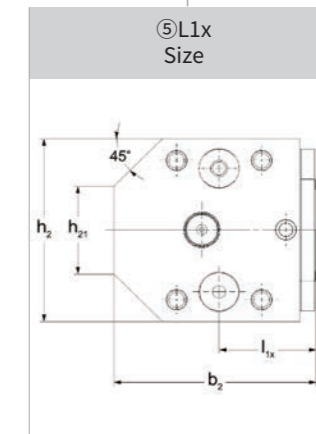
③

③产品种类 Product Type	
CUSA	通用接纳器 General Purpose Receiver
CVDI	VDI接纳器 VDI Receiver
CSQUA	卧式刀塔接纳器 Horizontal Lathe Receiver

④



⑤

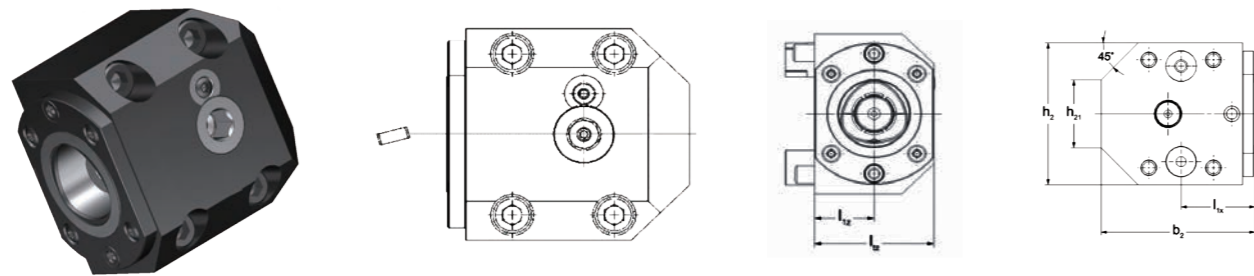


⑥

⑥制式 Format	
M	标准款 Standard

# CUSA型

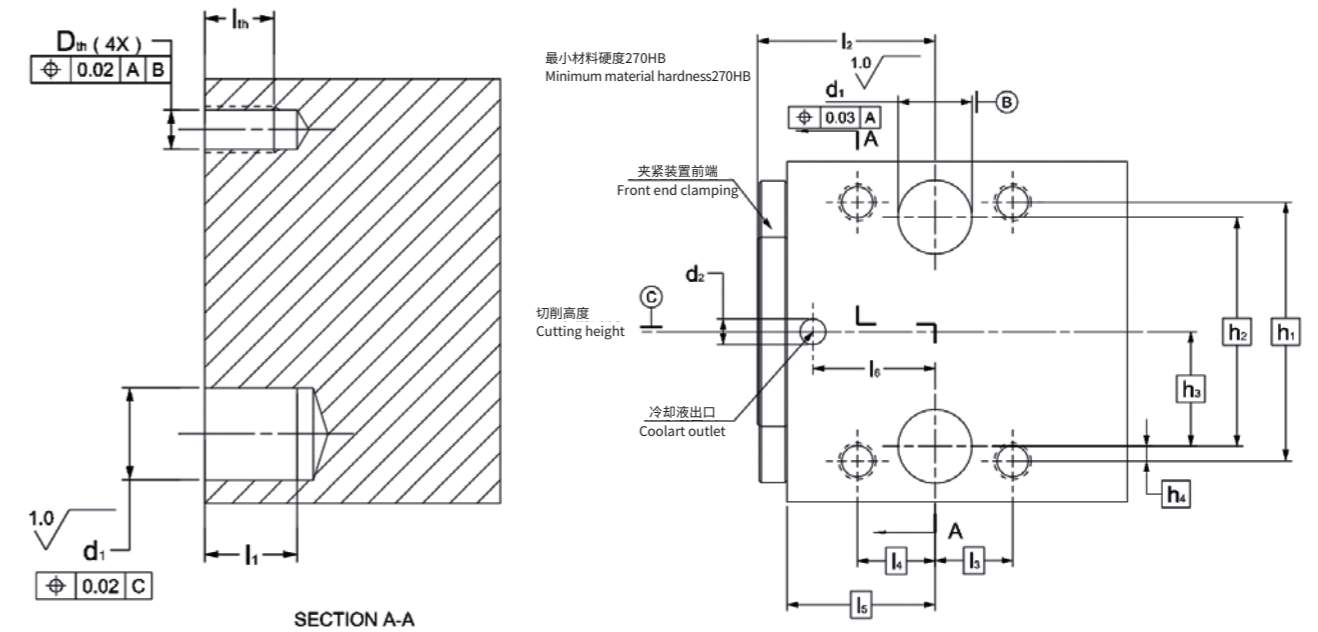
## 夹紧装置R\L RUSA应用设计说明 Clamping device R \ L Rusa application design description



技术参数 | Technical parameters

单位 | Unit: mm

接口尺寸 PSC size	订货号 Ordering code	b2	h2	h21	l1x	l1z	l1t	重量 m (kg)
PSC32	PSC32RCUSA19039	73	54	30	39	19	38	1.3
PSC32	PSC32LCUSA19039	73	54	30	39	19	38	1.3
PSC40	PSC40RCUSA24043	86	77	38	43	24	48	2.26
PSC40	PSC40LCUSA24043	86	77	38	43	24	48	2.26
PSC50	PSC50RCUSA32048	100	92	44	48	32	64	3.74
PSC50	PSC50LCUSA32048	100	92	44	48	32	64	3.74
PSC63	PSC63RCUSA42060	122	105	37	60	42	84	7.1
PSC63	PSC63LCUSA42060	122	105	37	60	42	84	7.1
PSC80	PSC80RCUSA50088	146	133	133	88	50	100	13.25
PSC80	PSC80LCUSA50088	146	133	133	88	50	100	13.25



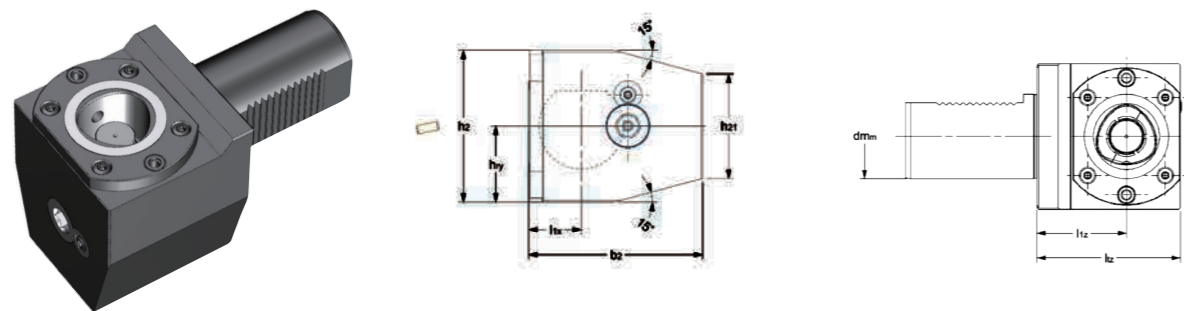
技术参数 | Technical parameters

单位 | Unit: mm

夹紧装置 Clamping Device	d1(H7)	d2	h1	h2	h3	h4	l1(min)	l2	l3	l4	l5	l6	lth(min)	Dth
PSC32R\LCUSA19039	12	5	42	39	19.5	1.5	8.5	39	19	19	33.5	28	7.5	M6
PSC40R\LCUSA24043	16	7	60	55	27.5	2.5	11	43	19	19	36.5	30	11	M8
PSC50R\LCUSA32048	20	7	70	62	31	4	12	48	21	21	39.5	33	13	M10
PSC63R\LCUSA42060	25	10	82	71	35.5	5.5	20	60	24.5	24.5	50.5	41	12	M10
PSC80R\LCUSA50088	32	11	110	92	46	9	20	88	43	43	76	63	14.5	M12

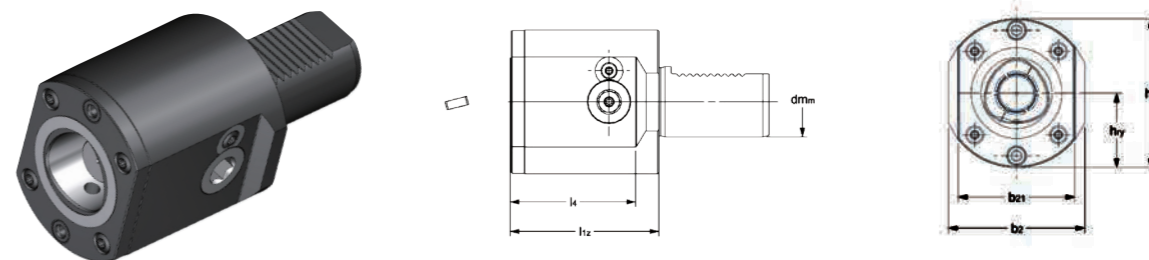
VDI外圆车刀接纳器

# VDI External Receiver



VDI内圆车刀接纳器

# VDI Internal Receiver



技术参数 | Technical parameters

单位 | Unit: mm

VDI尺寸 VDI size	接口尺寸 PSC size	订货号 Ordering code	b2	hry	h2	h21	l1x	l1z	l2z	重量 m (kg)
30	PSC32	PSC32-RCVDI30-41020M	74	30	57	38	20	41	60	2.1
30	PSC32	PSC32-LCVDI30-41020M	74	30	57	38	20	41	60	2.1
30	PSC32	PSC32-RCVDI30-41030M	73	30	57	41	30	41	60	2.2
30	PSC32	PSC32-LCVDI30-41030M	73	30	57	41	30	41	60	2.2
40	PSC40	PSC40-RCVDI40-51030M	86	38	75	54	30	51	75	3.2
40	PSC40	PSC40-LCVDI40-51030M	86	38	75	54	30	51	75	3.2
50	PSC40	PSC40-RCVDI50-51040M	86	38	75	60	40	51	75	3.2
50	PSC40	PSC40-LCVDI50-51040M	86	38	75	60	40	51	75	3.2
40	PSC50	PSC50-RCVDI40-53030M	99	41	82	47	30	53	85	5.7
40	PSC50	PSC50-LCVDI40-53030M	99	41	82	47	30	53	85	5.7
40	PSC50	PSC50-RCVDI40-53040M	99	41	82	53	40	53	85	5.7
40	PSC50	PSC50-LCVDI40-53040M	99	41	82	53	40	53	85	5.7
50	PSC50	PSC50-RCVDI50-41030M	86	43	86	66	30	41	65	5.7
50	PSC50	PSC50-LCVDI50-41030M	86	43	86	66	30	41	65	5.7
50	PSC50	PSC50-RCVDI50-53030M	99	43	86	59	30	53	85	5.7
50	PSC50	PSC50-LCVDI50-53030M	99	43	86	59	30	53	85	5.7
50	PSC50	PSC50-RCVDI50-53040M	99	43	86	65	40	53	85	5.7
50	PSC50	PSC50-LCVDI50-53040M	99	43	86	65	40	53	85	5.7
60	PSC50	PSC50-RCVDI60-43040M	99	53	94	76	40	43	75	5.7
60	PSC50	PSC50-LCVDI60-43040M	99	53	94	76	40	43	75	5.7
60	PSC63	PSC63-RCVDI60-53040M	122	53	105	70	40	53	95	6
60	PSC63	PSC63-LCVDI60-53040M	122	53	105	70	40	53	95	6

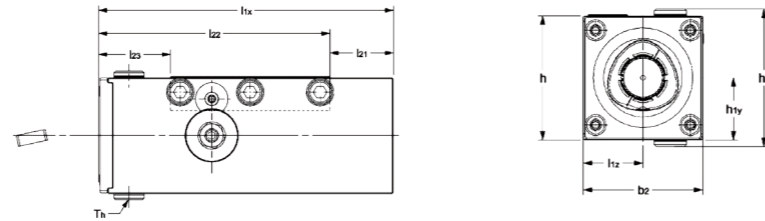
技术参数 | Technical parameters

单位 | Unit: mm

VDI尺寸 VDI size	接口尺寸 PSC size	订货号 Ordering code	b21	b2	hry	h2	l1z	l4	重量 m (kg)
30	PSC32	PSC32-RCVDI30-00060M	38	50	34	61	60	44	1
30	PSC32	PSC32-LCVDI30-00060M	38	50	34	61	60	44	1
40	PSC40	PSC40-RCVDI40-00075M	48	75	41	75	75	53	2.2
40	PSC40	PSC40-LCVDI40-00075M	48	75	41	75	75	53	2.2
50	PSC40	PSC40-RCVDI50-00065M	64	75	41	82	85	72	3.2
50	PSC40	PSC40-LCVDI50-00065M	64	75	41	82	85	72	3.2
40	PSC50	PSC50-RCVDI40-00085M	48	70	49	83	65	39	2.2
40	PSC50	PSC50-LCVDI40-00085M	48	70	49	83	65	39	2.2
50	PSC50	PSC50-RCVDI50-00085M	64	83	49	91	85	62	3.2
50	PSC50	PSC50-LCVDI50-00085M	64	83	49	91	85	62	3.2
60	PSC50	PSC50-RCVDI60-00075M	64	80	58	100	75	56	5.7
60	PSC50	PSC50-LCVDI60-00075M	64	80	58	100	75	56	5.7
60	PSC63	PSC63-RCVDI60-00095M	84	84	58	111	95	50	6.1
60	PSC63	PSC63-LCVDI60-00095M	84	84	58	111	95	50	6.1

卧式刀塔接纳器

# Horizontal Lathe Receiver




技术参数 | Technical parameters

单位 | Unit: mm

接口尺寸 PSC size	订货号 Ordering code	b2	h1y	h2	l1x	l1z	l21	l22	l23	Th	重量 m (kg)
PSC32	PSC32-RCSQUA-4038M	38	20	62	95	19	16.5	78.5	25	G1/8	1.3
PSC32	PSC32-LCSQUA-4038M	38	20	62	95	19	16.5	78.5	25	G1/8	1.3
PSC40	PSC40-RCSQUA-5048M	48	25	54	125	24	24	101	30.5	G1/8	2.3
PSC40	PSC40-LCSQUA-5048M	48	25	54	125	24	24	101	30.5	G1/8	2.3
PSC50	PSC50-RCSQUA-6464M	64	32	68	145	32	27	118	36	G1/8	3.2
PSC50	PSC50-LCSQUA-6464M	64	32	68	145	32	27	118	36	G1/8	3.2

方柄接杆

# TOOL HOLDER ADAPTOR

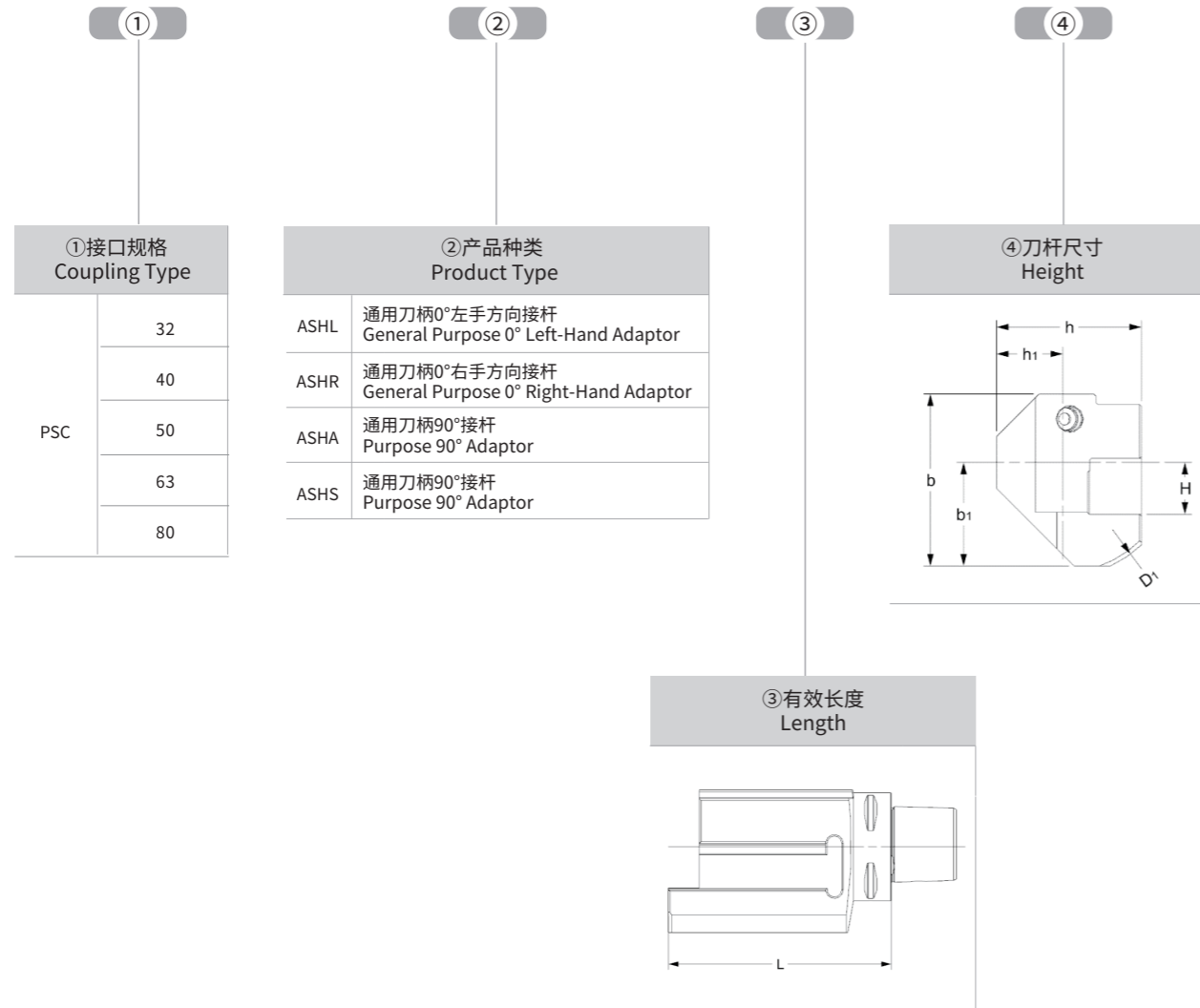


- 可用于传统方刀杆使用;
- 降低刀具使用成本;
- 无需机床内部 (停机) 对刀;
- 可以多角度应用。

- Can be used with traditional square tool holders;
- Reduce the tool cost;
- No need downtime to adjust the tool;
- Can be applied from multiple angles.

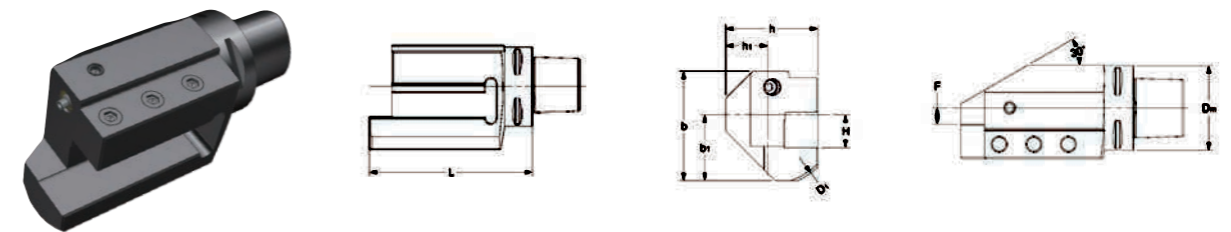
命名方式  
Naming And Coding Rules

**PSC63 ASHR 122 25**



通用刀柄 0°接杆

**General Purpose 0° Adaptor**



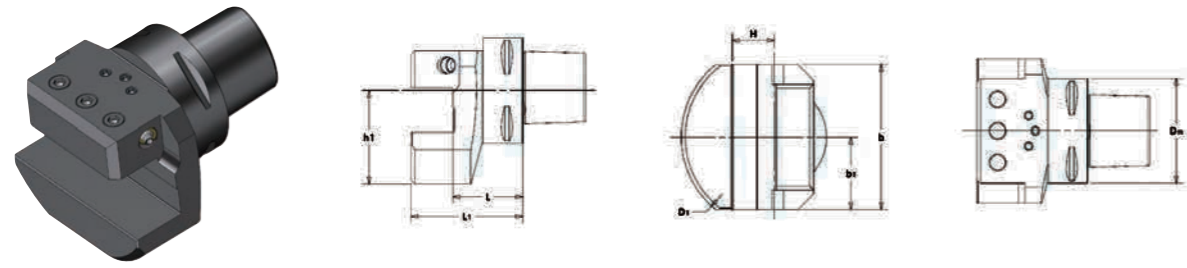
技术参数 | Technical parameters

单位 | Unit: mm

接口尺寸 PSC size	刀杆尺寸 Square size	订货号 Ordering code	Dm	L	F	H	b	h	D1	h1	b1	重量 m (kg)	螺钉 Screw
PSC50	20X20	PSC50-ASHR-095-20	50	95	10	20	55.5	69	85	37	30	1.69	251.080.20B
PSC50	20X20	PSC50-ASHL-095-20	50	95	10	20	55.5	69	85	37	30	1.69	251.080.20B
PSC63	20X20	PSC63-ASHR-105-20	63	105	10	20	63.5	69	85	37	30	2.39	251.080.20B
PSC63	20X20	PSC63-ASHL-105-20	63	105	10	20	63.5	69	85	37	30	2.39	251.080.20B
PSC63	25X25	PSC63-ASHR-122-25	63	122	13	25	70	78	100	46	38	3.17	251.100.18B
PSC63	25X25	PSC63-ASHL-122-25	63	122	13	25	70	78	100	46	38	3.17	251.100.18B
PSC80	25X25	PSC80-ASHR-122-25	80	122	15	25	80	86	103	46	40	4.06	251.100.20B
PSC80	25X25	PSC80-ASHL-122-25	80	122	15	25	80	86	103	46	40	4.06	251.100.20B
PSC80	32X32	PSC80-ASHR-140-32	80	140	8	32	80	95	110	55	40	5.13	251.120.30B
PSC80	32X32	PSC80-ASHL-140-32	80	140	8	32	80	95	110	55	40	5.13	251.120.30B

通用刀柄90°接杆

# General Purpose 90° Adaptor



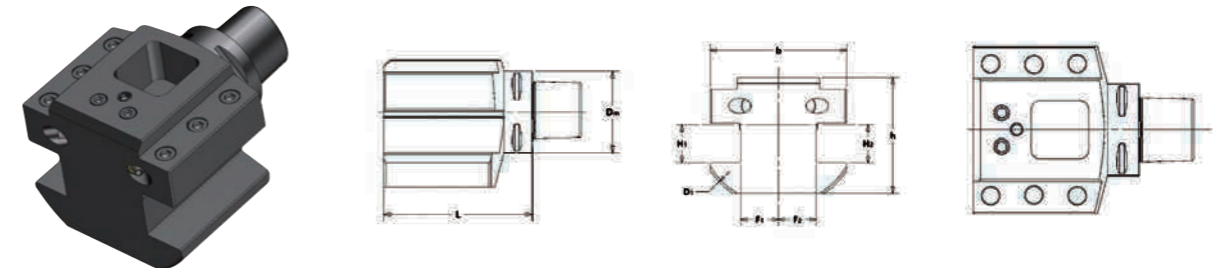
技术参数 | Technical parameters

单位 | Unit: mm

接口尺寸 PSC size	刀杆尺寸 Square size	订货号 Ordering code	Dm	L1	L	H	b	D1	h1	b1	重量 m (kg)	螺钉 Screw
PSC50	20X20	PSC50-ASHA-065-20	50	65	45	20	64	85	37	32	1.4	251.120.20B
PSC63	20X20	PSC63-ASHA-070-20	63	70	50	20	64	85	37	32	1.8	251.120.20B
PSC63	25X25	PSC63-ASHA-080-25	63	80	55	25	76	100	46	38	2.4	251.120.20B
PSC80	25X25	PSC80-ASHA-075-25	80	75	50	25	80	103	46	38	3.1	251.120.20B
PSC80	32X32	PSC80-ASHA-085-32	80	85	53	32	110	142	65	55	4.4	251.120.20B

通用刀柄0°双向接杆

# General Purpose 0° Both-sides Adaptor



技术参数 | Technical parameters

单位 | Unit: mm

接口尺寸 PSC size	刀杆尺寸 Square size	订货号 Ordering code	Dm	L1	L2	F1	F2	H1	H2	b	h	D1	重量 m (kg)	螺钉 Screw
PSC63	25X25	PSC63-ASHS-122-25	63	122	122	20	20	25	25	90	78	114	4.5	251.120.20B
PSC80	25X25	PSC80-ASHS-122-25	80	122	122	30	30	25	25	110	75	128	5.9	251.120.20B



## 转接柄 ADAPTOR

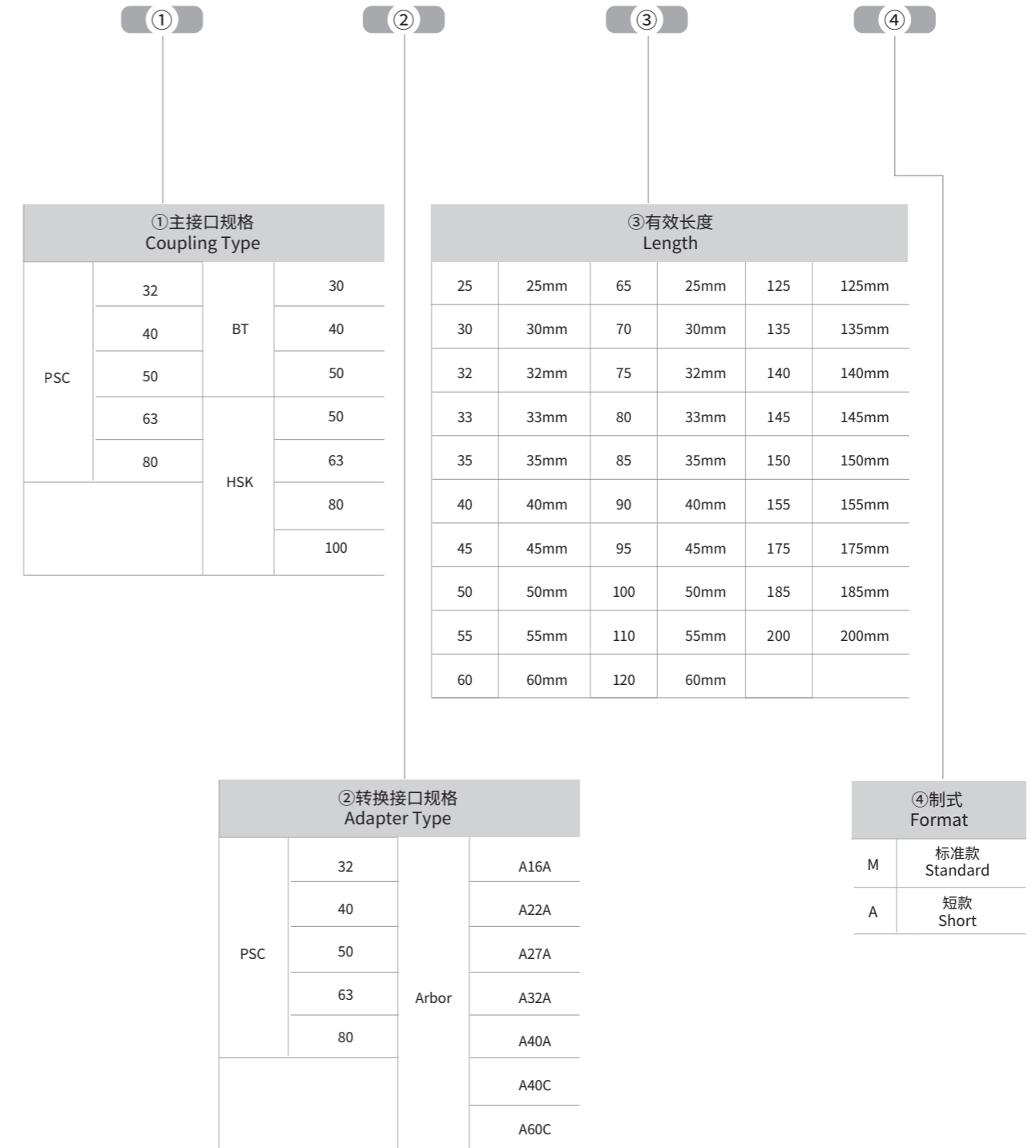


- PSC接口具有更强的传动扭矩和稳定性;
- 刀柄模块化结构;
- 更易于维护和维修;
- 提高了使用寿命;
- 提供快换功能。

- Stronger transmission torque and stability with PSC interface;
- Modular structure of holder;
- More easy to maintain;
- Prolong the service life;
- Provide quick-change function.

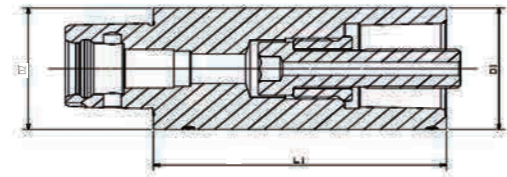
## 命名方式 Naming And Coding Rules

**SF GE00 BS 0332**



PSC加长杆

# PSC Extension Adaptor



技术参数 | Technical parameters

单位 | Unit: mm

订货号 Ordering code	D1	D2	L1	重量 m (kg)
PSC32-PSC32-035A	32	32	35	0.22
PSC32-PSC32-060M	32	32	60	0.36
PSC32-PSC32-080M	32	32	80	0.47
PSC32-PSC32-095M	32	32	95	0.56
PSC40-PSC40-040A	40	40	40	0.4
PSC40-PSC40-060M	40	40	60	0.57
PSC40-PSC40-080M	40	40	80	0.7
PSC40-PSC40-120M	40	40	120	1.11
PSC50-PSC50-050A	50	50	50	0.73
PSC50-PSC50-080M	50	50	80	1.15
PSC50-PSC50-100M	50	50	100	1.38
PSC50-PSC50-150M	50	50	150	2.17
PSC63-PSC63-060A	63	63	60	1.36

转下页 see next page →

PSC加长杆

# PSC Extension Adaptor

技术参数 | Technical parameters

单位 | Unit: mm

订货号 Ordering code	D1	D2	L1	重量 m (kg)
PSC63-PSC63-100M	63	63	100	2.26
PSC63-PSC63-140M	63	63	140	3.17
PSC63-PSC63-185M	63	63	185	4.19
PSC80-PSC80-065A	80	80	65	2.41
PSC80-PSC80-100M	80	80	100	3.7
PSC80-PSC80-125M	80	80	125	4.64
PSC80-PSC80-200M	80	80	200	7.47

主要配件(M) | Main spare parts(M)

接口尺寸 PSC size	螺纹套 Threaded sleeve	拉钉 Pull stud	扳手 Key
PSC32	SRLM1815155123B	SCFM1215D16050B	241.080.00B
PSC40	SRLM2215175143B	SCFM1415D19057B	241.080.00B
PSC50	SRLM2515200163B	SCFM1615D22069B	241.100.00B
PSC63	SRLM3015240203B	SCFM2020D27087B	241.140.00B
PSC80	SRLM3015240203B	SCFM2020D27087B	241.140.00B

可单独订购配件，按需询价。

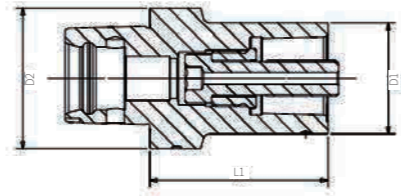
The spare parts can be ordered separately. Please inquire on demand.

主要配件(A) | Main spare parts(A)

接口尺寸 PSC size	拉钉 Pull stud	扣环 SOFTOOL	扳手 Key
PSC32-PSC32-035A	512.068.01B	545.040.02B	241.080.00B
PSC40-PSC40-040A	512.068.02B	545.040.03B	241.080.00B
PSC50-PSC50-050A	512.068.03B	545.040.07B	241.080.00B
PSC63-PSC63-060A	512.068.04B	545.040.08B	241.140.00B
PSC80-PSC80-065A	512.068.05B	545.040.08B	241.140.00B

PSC缩颈杆

# PSC Reduction Adaptor



技术参数 | Technical parameters

单位 | Unit: mm

订货号 Ordering code	D1	D2	L1	重量 m (kg)
PSC40-PSC32-055M	32	40	55	0.49
PSC40-PSC32-070M	32	40	70	0.59
PSC40-PSC32-120M	32	40	120	0.81
PSC50-PSC32-033A	32	50	33	0.54
PSC50-PSC32-060M	32	50	60	0.68
PSC50-PSC32-120M	32	50	120	0.99
PSC50-PSC32-150M	32	50	150	1.65
PSC50-PSC40-040A	40	50	40	0.59
PSC50-PSC40-065M	40	50	65	0.8
PSC50-PSC40-085M	40	50	85	1.1
PSC50-PSC40-140M	40	50	140	1.46
PSC63-PSC32-032A	32	63	32	0.91
PSC63-PSC32-070M	32	63	70	1.12
PSC63-PSC32-125M	32	63	125	1.43
PSC63-PSC32-185M	32	63	185	2.99
PSC63-PSC40-040A	40	63	40	0.98
PSC63-PSC40-080M	40	63	80	1.32
PSC63-PSC40-145M	40	63	145	1.86
PSC63-PSC40-185M	40	63	185	3.23
PSC63-PSC50-050A	50	63	50	1.11

转下页 see next page →

PSC缩颈杆

# PSC Reduction Adaptor

技术参数 | Technical parameters

单位 | Unit: mm

订货号 Ordering code	D1	D2	L1	重量 m (kg)
PSC63-PSC50-080M	50	63	80	1.53
PSC63-PSC50-110M	50	63	110	2.23
PSC63-PSC50-175M	50	63	175	2.79
PSC80-PSC32-060M	32	80	60	2.07
PSC80-PSC32-135M	32	80	135	2.53
PSC80-PSC40-070M	40	80	70	2.2
PSC80-PSC40-155M	40	80	155	2.97
PSC80-PSC40-200M	40	80	200	5.42
PSC80-PSC50-045A	50	80	45	2
PSC80-PSC50-080M	50	80	80	2.43
PSC80-PSC50-185M	50	80	185	3.88
PSC80-PSC50-200M	50	80	200	5.84
PSC80-PSC63-055A	63	80	55	2.15
PSC80-PSC63-080M	63	80	80	2.65
PSC80-PSC63-120M	63	80	120	4.1
PSC80-PSC63-200M	63	80	200	5.37

主要配件(M) | Main spare parts(M)

接口尺寸 PSC size	螺纹套 Threaded sleeve	拉钉 Pull stud	扳手 Key
PSC32	SRLM1815155123B	SCFM1215D16050B	241.080.00B
PSC40	SRLM2215175143B	SCFM1415D19057B	241.080.00B
PSC50	SRLM2515200163B	SCFM1615D22069B	241.100.00B
PSC63	SRLM3015240203B	SCFM2020D27087B	241.140.00B
PSC80	SRLM3015240203B	SCFM2020D27087B	241.140.00B

可单独订购配件，按需询价。

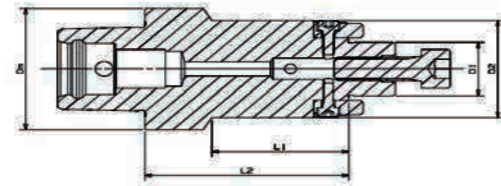
The spare parts can be ordered separately. Please inquire on demand.

主要配件(A) | Main spare parts(A)

接口尺寸 PSC size	拉钉 Pull stud	扣环 SOFTOOL	扳手 Key
PSC50-PSC32-033A	512.068.01B	545.040.02B	241.080.00B
PSC50-PSC40-040A	512.068.06B	545.040.07B	241.080.00B
PSC63-PSC32-032A	512.068.01B	545.040.02B	241.080.00B
PSC63-PSC40-040A	512.068.02B	545.040.03B	241.080.00B
PSC63-PSC50-050A	512.068.07B	545.040.08B	241.100.00B
PSC80-PSC50-045A	512.068.08B	545.040.08B	241.100.00B
PSC80-PSC63-055A	512.068.05B	545.040.08B	241.140.00B

PSC转芯轴接柄

# PSC with Type Arbor Adaptor



技术参数 | Technical parameters

单位 | Unit: mm

订货号 Ordering code	Dm	D1	D2	L1	L2	重量 m (kg)
PSC32-A16A-030M	32	16	32	15	30	0.25
PSC40-A16A-032M	40	16	32	10	32	0.38
PSC40-A16A-055M	40	16	32	33	55	0.4
PSC40-A22A-025M	40	22	40	-	25	0.4
PSC40-A22A-055M	40	22	40	25	55	0.6
PSC50-A16A-035M	50	16	32	10	35	0.6
PSC50-A16A-070M	50	16	32	45	70	0.7
PSC50-A22A-025M	50	22	50	-	25	0.62
PSC50-A22A-070M	50	22	40	47	70	0.9
PSC50-A27A-025M	50	27	50	-	25	0.68
PSC50-A32A-040M	50	32	63	20	40	1.14
PSC63-A16A-040M	63	16	32	10	40	1
PSC63-A22A-025M	63	22	50	-	25	0.96
PSC63-A22A-080M	63	22	40	40	80	1.4
PSC63-A27A-025M	63	27	50	-	25	1.01
PSC63-A27A-080M	63	27	50	55	80	1.6

转下页 see next page →

PSC转芯轴接柄

# PSC with Type Arbor Adaptor

技术参数 | Technical parameters

单位 | Unit: mm

订货号 Ordering code	Dm	D1	D2	L1	L2	重量 m (kg)
PSC63-A32A-025M	63	32	63	-	25	1.09
PSC63-A40A-045M	63	40	70	20	45	1.75
PSC63-A40C-050M	63	40	88	28	50	2.4
PSC80-A16A-050M	80	16	32	10	50	2.1
PSC80-A22A-030M	80	22	80	-	30	1.86
PSC80-A22A-090M	80	22	40	45	90	2.4
PSC80-A27A-030M	80	27	50	-	30	1.91
PSC80-A27A-090M	80	27	50	50	90	2.7
PSC80-A32A-030M	80	32	80	-	30	2.02
PSC80-A40A-030M	80	40	80	-	30	2
PSC80-A40C-060M	80	40	88	30	60	3.47
PSC80-A60C-080M	80	60	130	50	80	7.78

主要配件 | Main spare parts

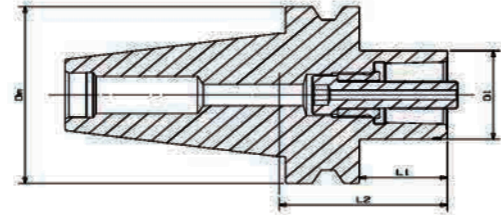
芯轴尺寸 Arbor size	键块(2X) Key block	键块螺钉(2X) Key block screw	安装螺钉 Screw	垫圈 Washer	扳手 Key block key	扳手 Key
A16A	141.011.04B	113.030.06B	120.080.25B	-	241.025.56B	241.060.90B
A22A	141.011.01B	113.040.10B	120.100.35B	-	241.030.63B	241.080.00B
A27A	141.010.01B	113.040.12B	120.120.35B	133.120.30B	241.030.63B	241.100.00B
A32A	141.010.04B	-	120.160.40B	133.160.30B	241.040.70B	241.140.00B
A40A	141.010.02B	113.060.15B	120.200.45B	133.200.40B	241.050.80B	241.170.00B
A40C	142.010.02B	113.060.20B	113.120.40B	-	241.050.80B	241.100.00B
A60C	141.011.02B	113.120.25B	113.160.50B	-	241.100.00B	241.140.00B

可单独订购配件，按需询价。

The spare parts can be ordered separately. Please inquire on demand.

BT转PSC接柄

# BT with Type PSC Adaptor



技术参数 | Technical parameters

单位 | Unit: mm

订货号 Ordering code	Dm	D1	L2	L1	重量 m (kg)
BT30-PSC32-030M	46	32	30	8	0.42
BT30-PSC32-060M	46	32	60	38	0.58
BT30-PSC40-060M	46	40	60	38	0.67
BT30-PSC50-080M	46	50	80	58	1.08
BT40-PSC32-030M	63	32	30	3	1
BT40-PSC32-060M	63	32	60	33	0.99
BT40-PSC40-030M	63	40	30	3	0.95
BT40-PSC40-060M	63	40	60	33	1.21
BT40-PSC50-030M	63	50	30	3	3.56
BT40-PSC50-070M	63	50	70	43	4.09
BT40-PSC63-075M	63	63	75	48	1.75
BT50-PSC32-040M	100	32	40	2	3.72
BT50-PSC32-070M	100	32	70	32	3.82
BT50-PSC40-040M	100	40	40	2	3.72
BT50-PSC40-070M	100	40	70	32	3.9
BT50-PSC50-040M	100	50	40	2	3.59

转下页 see next page →

BT转PSC接柄

# BT with Type PSC Adaptor

技术参数 | Technical parameters

单位 | Unit: mm

订货号 Ordering code	Dm	D1	L2	L1	重量 m (kg)
BT50-PSC50-080M	100	50	80	42	4.13
BT50-PSC63-040M	100	63	40	2	3.61
BT50-PSC63-090M	100	63	90	52	4.71
BT50-PSC80-070M	100	80	70	32	4.16
BT50-PSC80-120M	100	80	120	82	6.02

主要配件 | Main spare parts

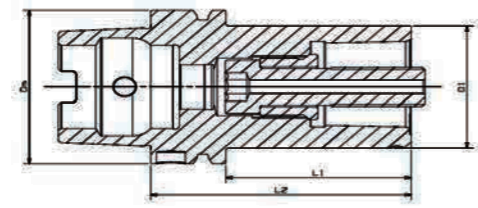
接口尺寸 PSC size	螺纹套 Threaded sleeve	拉钉 Pull stud	扳手 Key
PSC32	SRLM1815155123B	SCFM1215D16050B	241.080.00B
PSC40	SRLM2215175143B	SCFM1415D19057B	241.080.00B
PSC50	SRLM2515200163B	SCFM1615D22069B	241.100.00B
PSC63	SRLM3015240203B	SCFM2020D27087B	241.140.00B
PSC80	SRLM3015240203B	SCFM2020D27087B	241.140.00B

可单独订购配件，按需询价。

The spare parts can be ordered separately. Please inquire on demand.

HSK转PSC接柄

# HSK with Type PSC Adaptor



技术参数 | Technical parameters

单位 | Unit: mm

订货号 Ordering code	D1	L2	L1	Dm	重量 m (kg)
HSK50A-PSC32-075M	32	75	49	50	0.67
HSK50A-PSC40-080M	40	80	54	50	0.85
HSK63A-PSC32-075M	32	75	49	63	0.97
HSK63A-PSC40-080M	40	80	54	63	1.14
HSK63A-PSC50-090M	50	90	64	63	1.47
HSK80A-PSC40-090M	40	90	64	80	1.69
HSK80A-PSC50-095M	50	95	69	80	2.02
HSK80A-PSC63-110M	63	110	84	80	2.79
HSK100A-PSC32-080M	32	80	43	100	2.42
HSK100A-PSC40-090M	40	90	61	100	2.63
HSK100A-PSC50-100M	50	100	71	100	3.02
HSK100A-PSC63-110M	63	110	81	100	3.7
HSK100A-PSC80-120M	80	120	91	100	4.87

转下页 see next page →

HSK转PSC接柄

# HSK with Type PSC Adaptor

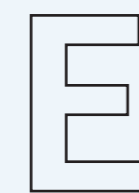
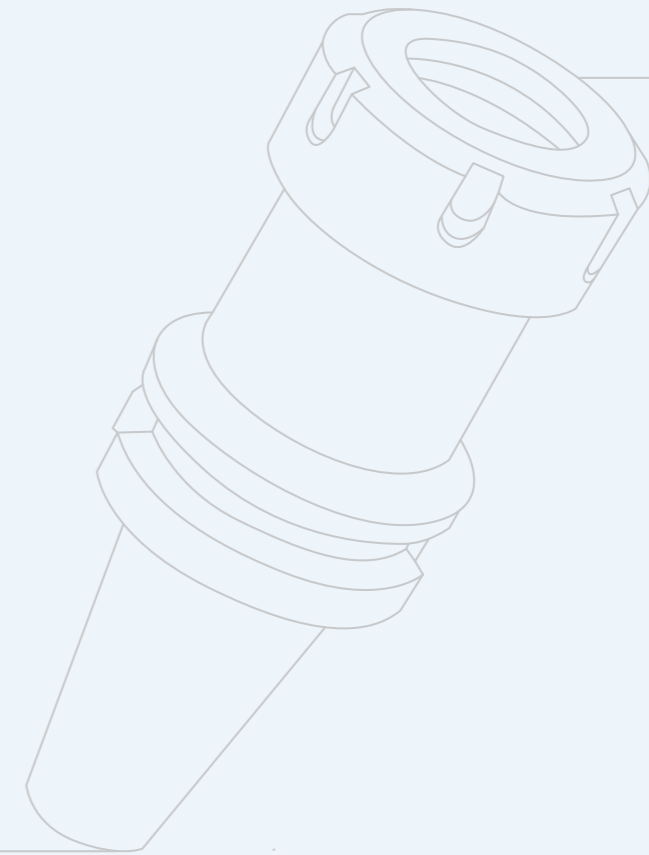
主要配件 | Main spare parts

接口尺寸 PSC size	螺纹套 Threaded sleeve	拉钉 Pull stud	扳手 Key
PSC32	SRLM1815155123B	SCFM1215D16050B	241.080.00B
PSC40	SRLM2215175143B	SCFM1415D19057B	241.080.00B
PSC50	SRLM2515200163B	SCFM1615D22069B	241.100.00B
PSC63	SRLM3015240203B	SCFM2020D27087B	241.140.00B
PSC80	SRLM3015240203B	SCFM2020D27087B	241.140.00B

可单独订购配件，按需询价。

The spare parts can be ordered separately. Please inquire on demand.

GENERAL TOOL HOLDER



**通用刀柄**

GENERAL TOOL HOLDER

# E 通用刀柄 - 目录

## GENERAL TOOL HOLDER CONTENTS

筒夹刀柄命名方式 Collet Chuck Adaptor Naming And Coding Rules \_\_\_\_\_ E04

筒夹命名方式 Collet Chuck Naming And Coding Rules \_\_\_\_\_ E05

螺帽命名方式 Nut Naming And Coding Rules \_\_\_\_\_ E06

扳手命名方式 Key Naming And Coding Rules \_\_\_\_\_ E07

延长杆命名方式 Extension Bar Naming And Coding Rules \_\_\_\_\_ E08

ER-标准筒夹刀柄 Standard ER Collet Bar Adaptor \_\_\_\_\_ E09

HSK63A-GER	HSK63A-GER	E10
HSK63/100A-ER	HSK63/100A-ER	E11
BT30/40-GER	BT30/40-GER	E12
BT30-ER	BT30-ER	E13
BT40/50-ER	BT40/50-ER	E14
ER筒夹	ER Collet	E16
ER螺帽	ER Nut	E19
ER扳手	ER Key	E20
直柄ER延长杆	Straight ER Collet Extension	E21
直柄ER延长杆(M型)	Straight ER Collet Extension (Mini Type)	E22
直柄侧锁式ER延长杆	Straight ER Collet Extension (Side Lock Type)	E23

SD-高速高精筒夹刀柄 High Speed & High Precision SD Collet Chuck Adaptor \_\_\_\_\_ E24

HSK63A-SD	HSK63A-SD	E25
BT30/40-SD	BT30/40-SD	E26
BT40/50-SD	BT40/50-SD	E28
SD高速筒夹	SD High Speed Collet	E29
SD螺帽	SD Nut	E32
GSD高速无键槽螺帽	GSD High Speed Nut Without Keyway	E33
PSD防尘螺帽	PSD Anti-Dust Nut	E34
TSK扳手	TSK Key	E35
G/PSD滚珠扳手	G/PSD Ball Key	E36

侧固刀柄 Weldon Adaptor \_\_\_\_\_ E37

命名方式	Naming And Coding Rules	E38
HSK63/100A -GLN	HSK63/100A -GLN	E39
BT40/50-GLN	BT40/50-GLN	E40

平面铣刀柄 Face Milling Adaptor \_\_\_\_\_ E41

BT/HSK-FMB	Pull Stud naming And Coding Rules	E42
------------	-----------------------------------	-----

强力筒夹刀柄 Power Milling Chuck For Heavy Duty \_\_\_\_\_ E43

BT30/40/50-GLC	BT30/40/50-GLC	E43
HSK63A/100A-GLC	HSK63A/100A-GLC	E44

有扁尾莫氏圆锥孔刀柄 Morse Taper Holders with Tang \_\_\_\_\_ E43

BT30/40/50-MTA	BT30/40/50-MTA	E45
----------------	----------------	-----

无扁尾莫氏圆锥孔刀柄 Morse Taper Holders without Tang \_\_\_\_\_ E47

BT40/50-SC	BT40/50-SC	E47
HSK63A/100A-SC	HSK63A/100A-SC	E48
强力弹性直筒夹	GC Straight Collet	E49
强力筒夹刀柄专用扳手	Wrench For Tool Holder GLC	E50

拉钉 Face Milling Adaptor \_\_\_\_\_ E51

拉钉命名方式	Pull Stud naming And Coding Rules	E51
BT30/40/50-PS	BT30/40/50-PS	E52



筒夹刀柄命名方式  
Collet Chuck Adaptor Naming And Coding Rules

筒夹命名方式  
Collet Chuck Naming And Coding Rules

# HSK63A – ER20 – 100 – B

# ER 20 – 10 A – B

① 接口规格 Coupling Type

BT	30
	40
	50
HSK	63A
	100A

② 筒夹规格 Collet Type

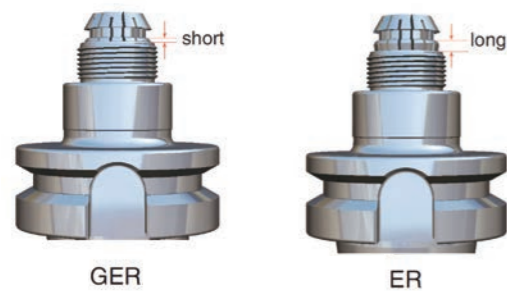
ER	ER11
	ER16
	ER20
	ER25
	ER32
	ER40
GER	ER16
	ER20
	ER25
SD	ER32
	SD06
	SD10
	SD13
	SD16
	SD20
SD25	

③ 有效长度 Length

60	60mm
70	70mm
80	80mm
90	90mm
100	100mm
105	105mm
120	120mm
135	135mm
150	150mm
160	160mm
165	165mm
200	200mm
250	250mm
300	300mm

④ 性能升级码 Performance Upgrade Code

普通型 Common Type	省略 None
升级型 Upgrade Type	B



- GER与ER, 仅在筒夹埋入深度上有所差异, 适配筒夹相同。
- GER and ER are different only in the embedding depth of the collet, but the same for matching the collet types.

① 筒夹类型 Collet Type

ER	通用筒夹 General Purpose Collet
SD	高速高精筒夹 High Speed & High Precision Collet

② 筒夹规格 Collet Type

ER	8
	11
	16
	20
	25
	32
SD	40
	6
	10
	13
	16
	20
	25

③ 夹持直径 Diameter

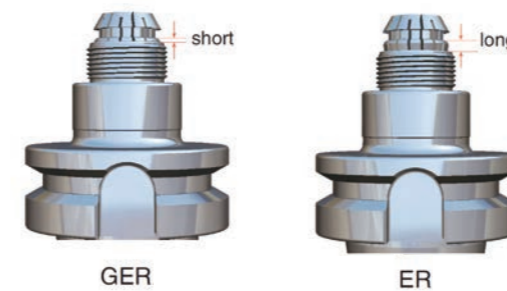
1	1mm	14	14mm	1.5	1.5mm	13.5	13.5mm
2	2mm	15	15mm	2.5	2.5mm	14.5	14.5mm
3	3mm	16	16mm	3.2	3.2mm	15.5	15.5mm
4	4mm	17	17mm	3.5	3.5mm	16.5	16.5mm
5	5mm	18	18mm	4.5	4.5mm	17.5	17.5mm
6	6mm	19	19mm	5.5	5.5mm	18.5	18.5mm
7	7mm	20	20mm	6.5	6.5mm	19.5	19.5mm
8	8mm	21	21mm	7.5	7.5mm	20.5	20.5mm
9	9mm	22	22mm	8.5	8.5mm	21.5	21.5mm
10	10mm	23	23mm	9.5	9.5mm	22.5	22.5mm
11	11mm	24	24mm	10.5	10.5mm	23.5	23.5mm
12	12mm	25	25mm	11.5	11.5mm	24.5	24.5mm
13	13mm	26	26mm	12.5	12.5mm	25.4	25.4mm

④ 精度代号 Precision

A	0.008mm
UP	0.005mm

⑤ 性能升级码 Performance Upgrade Code

普通型 Common Type	省略 None
升级型 Upgrade Type	B



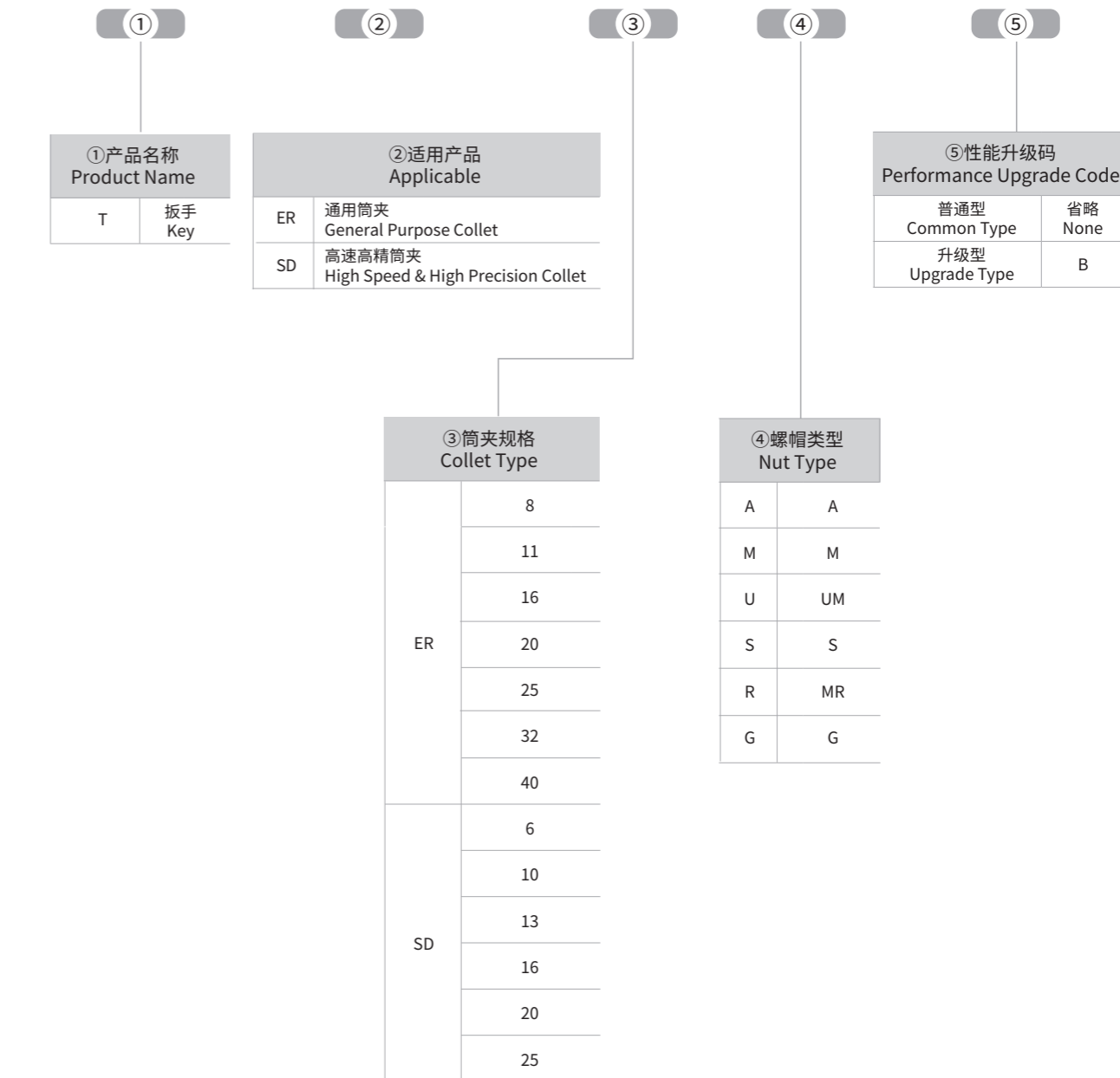
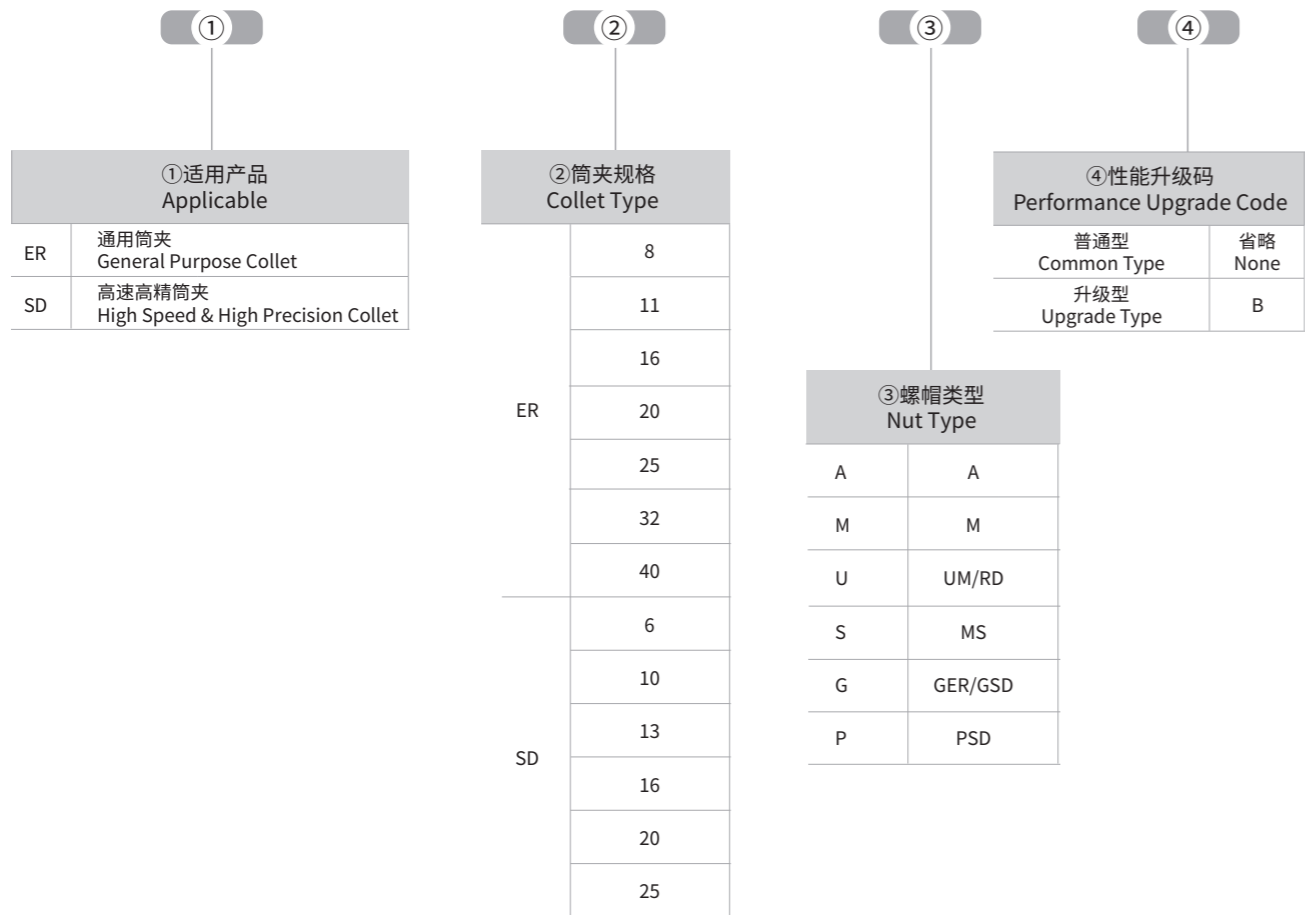
- GER与ER, 仅在筒夹埋入深度上有所差异, 适配筒夹相同。
- GER and ER are different only in the embedding depth of the collet, but the same for matching the collet types.

螺帽命名方式  
Nut Naming And Coding Rules

扳手命名方式  
Key Naming And Coding Rules

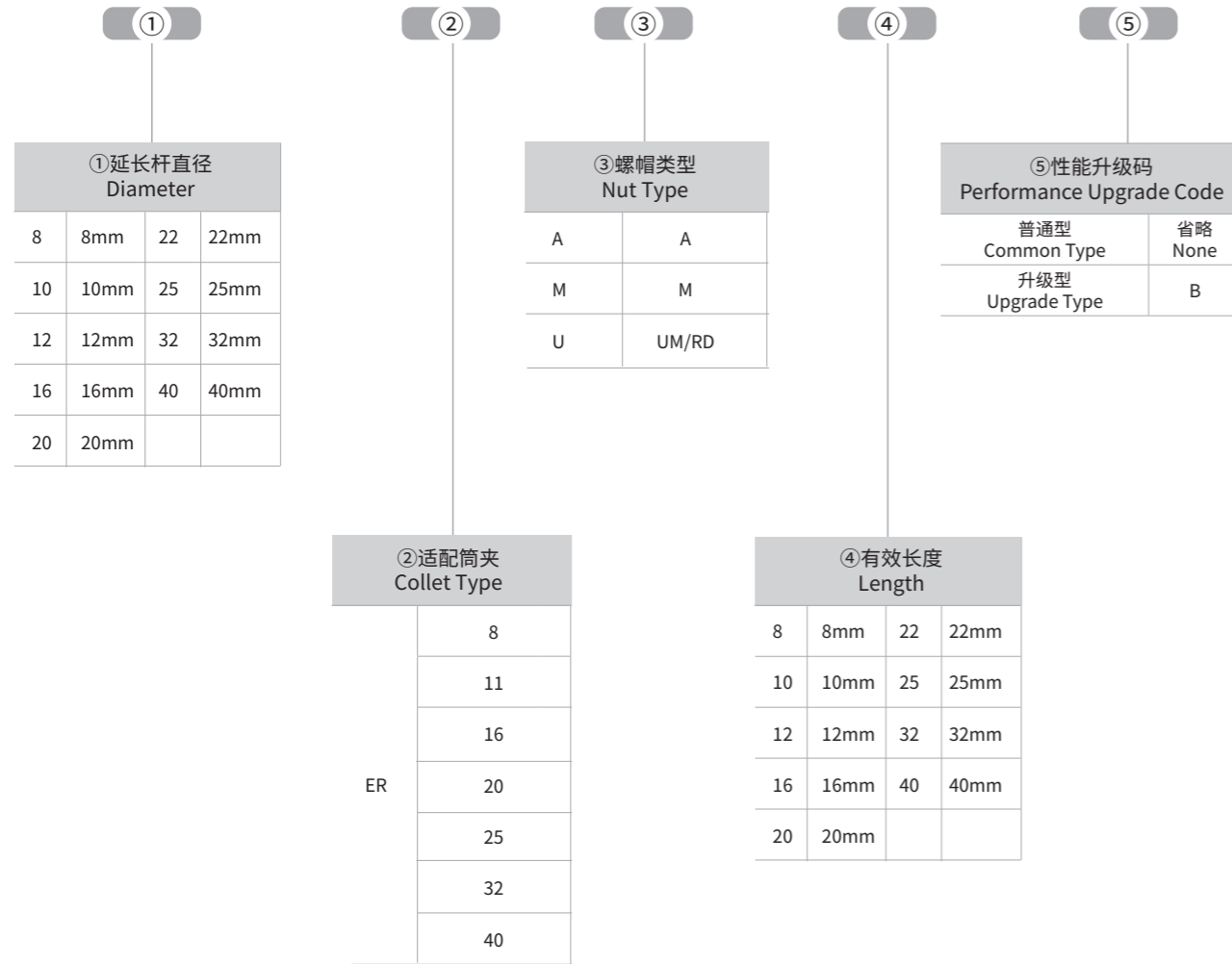
**ER — 11 — M — B**

**T ER — 20 M — B**



延长杆命名方式  
Extension Bar Naming And Coding Rules

# C20 – ER25 M – 150 – B



## ER-标准筒夹刀柄

### STANDARD ER COLLET BAR ADAPTOR

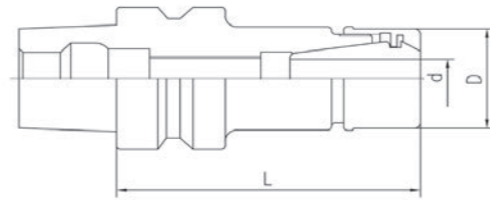


- 适用于钻削、铰削、铣削等切削加工；
- 接口涵盖BT、HSK；
- 内锥径向跳动≤0.002mm。

- For drilling, reaming, milling and other machining.
- Coupling type covers BT and HSK.
- Radial runout of inner cone ≤0.002mm.

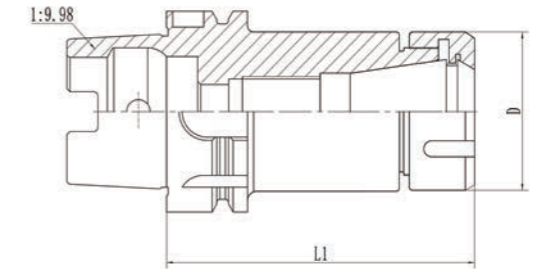
GER

# HSK63A-GER



ER

# HSK63/100A-ER



技术参数 | Technical parameters

单位 | Unit: mm

订货号 Ordering code	d	D	L	筒夹 Collet	螺帽 Nut	扳手 Key
HSK63A-GER16-100-B	1-10	27.1	100	ER16	GER16	GH27
HSK63A-GER20-100-B	1-13	33	100	ER20	GER20	GH33
HSK63A-GER25-100-B	1-16	40	100	ER25	GER25	GH40
HSK63A-GER32-100-B	1-20	50	100	ER32	GER32	GH50

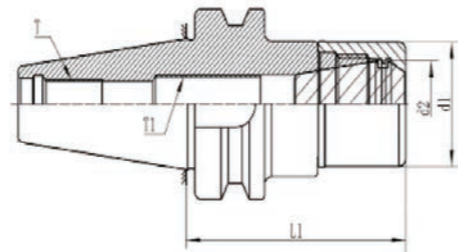
技术参数 | Technical parameters

单位 | Unit: mm

订货号 Ordering code	夹持范围 Range	D	L1	筒夹 Collet	螺帽 Nut	扳手 Key
HSK63A-ER16-80-B	1 - 10	28	80	ER16	ER16A	ER16A
HSK63A-ER16-100-B	1 - 10	28	100	ER16	ER16A	ER16A
HSK63A-ER20-80-B	1 - 13	34	80	ER20	ER20A	ER20A
HSK63A-ER20-100-B	1 - 13	34	100	ER20	ER20A	ER20A
HSK63A-ER25-80-B	1 - 16	42	80	ER25	ER25UM	ER25UM
HSK63A-ER25-100-B	1 - 16	42	100	ER25	ER25UM	ER25UM
HSK63A-ER32-80-B	1 - 20	50	80	ER32	ER32UM	ER32UM
HSK63A-ER32-100-B	1 - 20	50	100	ER32	ER32UM	ER32UM
HSK63A-ER40-120-B	3 - 26	63	120	ER40	ER40UM	ER40UM
HSK100A-ER16-100-B	1 - 10	28	100	ER16	ER16A	ER16A
HSK100A-ER16-160-B	1 - 10	28	160	ER16	ER16A	ER16A
HSK100A-ER20-100-B	1 - 13	34	100	ER20	ER20A	ER20A
HSK100A-ER20-160-B	1 - 13	34	160	ER20	ER20A	ER20A
HSK100A-ER25-100-B	1 - 16	42	100	ER25	ER25UM	ER25UM
HSK100A-ER25-160-B	1 - 16	42	160	ER25	ER25UM	ER25UM
HSK100A-ER32-100-B	1 - 20	50	100	ER32	ER32UM	ER32UM
HSK100A-ER32-160-B	1 - 20	50	160	ER32	ER32UM	ER32UM
HSK100A-ER40-100-B	3 - 26	63	100	ER40	ER40UM	ER40UM

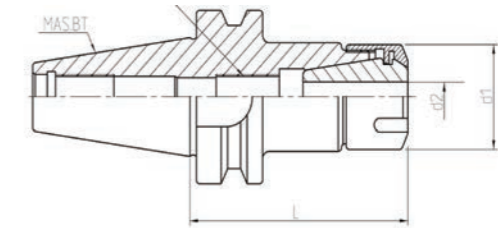
GER

# BT30/40-GER



ER

# BT30-ER



技术参数 | Technical parameters

单位 | Unit: mm

订货号 Ordering code	L1	D	d1	d2	T	筒夹 Collet	螺帽 Nut	扳手 Key
BT30-GER16-70-B	70	46	27.1	1-10	M11X1P	ER16	GER16	GH27
BT30-GER20-70-B	70		33	1-13	M14X1P	ER20	GER20	GH33
BT30-GER25-70-B	70		40	1-16	M18X1P	ER25	GER25	GH40
BT30-GER32-70-B	70		50	1-20	M22X1.5P	ER32	GER32	GH50
BT40-GER16-100-B	100	63	27.1	1-10	M11X1P	ER16	GER16	GH27
BT40-GER20-100-B	100		33	1-13	M14X1P	ER20	GER20	GH33
BT40-GER25-100-B	100		40	1-16	M18X1P	ER25	GER25	GH40
BT40-GER32-100-B	100		50	1-20	M22X1.5P	ER32	GER32	GH50

注：有动平衡的额外需求请单独询价。

Note: Please inquiry separately for additional requirements of dynamic balance.

技术参数 | Technical parameters

单位 | Unit: mm

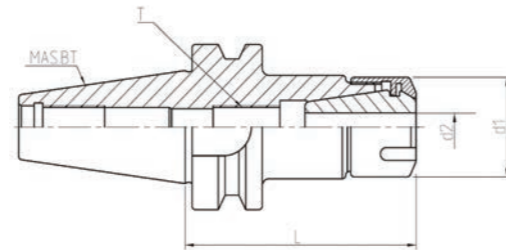
订货号 Ordering code	L	d1	d2	T	筒夹 Collet	螺帽 Nut	扳手 Key
BT30-ER11-70-B	70	19	1-7	M6X1P	ER11	ER11A	ER11A
BT30-ER11-100-B	100				ER11	ER11A	ER11A
BT30-ER16-70-B	70	28	1-10	M11X1P	ER16	ER16A	ER16A
BT30-ER16-100-B	100				ER16	ER16A	ER16A
BT30-ER20-70-B	70	34	1-13	M14X1P	ER20	ER20A	ER20A
BT30-ER20-100-B	100				ER20	ER20A	ER20A
BT30-ER25-70-B	70	42	1-16	M18X1P	ER25	ER25UM	ER25UM
BT30-ER25-100-B	100				ER25	ER25UM	ER25UM
BT30-ER32-70-B	70	50	1-20	M22X1.5P	ER32	ER32UM	ER32UM
BT30-ER32-100-B	100				ER32	ER32UM	ER32UM

注：有动平衡的额外需求请单独询价。

Note: Please inquiry separately for additional requirements of dynamic balance.

ER

# BT40/50-ER



技术参数 | Technical parameters

单位 | Unit: mm

订货号 Ordering code	L	d1	d2	T	筒夹 Collet	螺帽 Nut	扳手 Key
BT40-ER11-70-B	70	19	1-7	M6×1P	ER11	ER11A	ER11A
BT40-ER11-100-B	100						
BT40-ER16-70-B	70	28	1-10	M11X1P	ER16	ER16A	ER16A
BT40-ER16-100-B	100						
BT40-ER16-150-B	150						
BT40-ER20-70-B	70	34	1-13	M14X1P	ER20	ER20A	ER20A
BT40-ER20-100-B	100						
BT40-ER20-150-B	150						
BT40-ER25-70-B	70	42	1-16	M18X1P	ER25	ER25UM	ER25UM
BT40-ER25-100-B	100						
BT40-ER25-150-B	150						
BT40-ER32-70-B	70	50	1-20	M22X1.5P	ER32	ER32UM	ER32UM
BT40-ER32-100-B	100						
BT40-ER32-150-B	150						

转下页 see next page →

ER

# BT40/50-ER

技术参数 | Technical parameters

单位 | Unit: mm

订货号 Ordering code	L	d1	d2	T	筒夹 Collet	螺帽 Nut	扳手 Key
BT40-ER40-70-B	70	63	3-26	M28X1.5P	ER40	ER40UM	ER40UM
BT40-ER40-100-B	100						
BT50-ER16-70-B	70	28	1-10	M11X1P	ER16	ER16A	ER16A
BT50-ER16-100-B	100						
BT50-ER16-150-B	150						
BT50-ER16-200-B	200	34	1-13	M14X1P	ER20	ER20A	ER20A
BT50-ER20-70-B	70						
BT50-ER20-100-B	100						
BT50-ER20-150-B	150	42	1-16	M18X1P	ER25	ER25UM	ER25UM
BT50-ER20-200-B	200						
BT50-ER25-70-B	70						
BT50-ER25-100-B	100	50	1-20	M22X1.5P	ER32	ER32UM	ER32UM
BT50-ER25-150-B	150						
BT50-ER25-200-B	200						
BT50-ER32-70-B	70	63	3-26	M28X1.5P	ER40	ER40UM	ER40UM
BT50-ER32-100-B	100						
BT50-ER32-150-B	150						
BT50-ER32-200-B	200	80					
BT50-ER32-250-B	250						
BT50-ER32-300-B	300						
BT50-ER40-80-B	80	63	3-26	M28X1.5P	ER40	ER40UM	ER40UM
BT50-ER40-100-B	100						
BT50-ER40-150-B	150						
BT50-ER40-200-B	200						

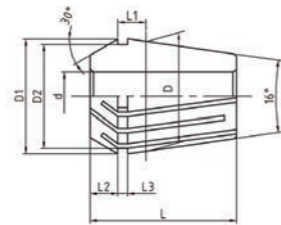
注：有动平衡的额外需求请单独询价。

Note: Please inquiry separately for additional requirements of dynamic balance.

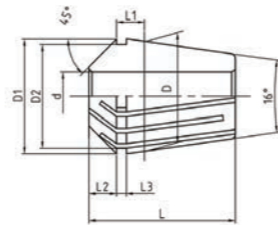
筒夹

# ER COLLET

DIN 6499B



ER11-ER40



ER8

技术参数 | Technical parameters

单位 | Unit: mm

型号 Model No.	dH7	D	D1	D2	L	L1	L2	L3	弹性收缩量 Collapsible Capacity
ER8	1.0-5.0	8	8.45	6.5	13.5	2.98	1.5	1.2	0.5
ER11	1.0-7.0	11	11.5	9.5	18	3.8	2.5	2	0.5
ER16	1.0-2.5	16	17	13.8	27.5	6.26	4	2.7	0.5
	>2.5-10.0	16	17	13.8	27.5	6.26	4	2.7	1
ER20	1.0-2.5	20	21	17.4	31.5	6.36	4.8	2.8	0.5
	>2.5-13.0	20	21	17.4	31.5	6.36	4.8	2.8	1
ER25	1.0-2.5	25	26	22	34	6.66	5	3.1	0.5
	>2.5-16.0	25	26	22	34	6.66	5	3.1	1
ER32	2.0-2.5	32	33	29.2	40	7.16	5.5	3.6	0.5
	>2.5-20.0	32	33	29.2	40	7.16	5.5	3.6	1
ER40	3.0-26.0	40	41	36.2	46	7.66	7	4.1	1
ER50	6.0-10.0	50	52	46.0	60	12.6	8.5	5.5	1
	>10.0-34.0	50	52	46.0	60	12.6	8.5	5.5	2

转下页 see next page →

筒夹

# ER COLLET

DIN 6499B

- 等级说明: A级≤0.008mm; UP级≤0.005mm
- 举例: 订货号 ER11-3A-B或 ER11-3UP-B

- Grade Description: Grade As0.008mm; Grade UP≤0.005mm;
- Example: ordering code ER11-3A-B or ER11-3UP-B

技术参数 | Technical parameters

单位 | Unit: mm

ER8			ER11			ER16		
订货号 Ordering code	型号 Model No.	范围 Range	订货号 Ordering code	型号 Model No.	范围 Range	订货号 Ordering code	型号 Model No.	范围 Range
ER8-3A-B	ER8-3	3-2.5	ER11-3A-B	ER11-3	3-2.5	ER16-3A-B	ER16-3	3-2
ER8-3.5A-B	ER8-3.5	3.5-3	ER11-3.5A-B	ER11-3.5	3.5-3	ER16-4A-B	ER16-4	4-3
ER8-4A-B	ER8-4	4-3.5	ER11-4A-B	ER11-4	4-3.5	ER16-5A-B	ER16-5	5-4
ER8-4.5A-B	ER8-4.5	4.5-4	ER11-4.5A-B	ER11-4.5	4.5-4	ER16-6A-B	ER16-6	6-5
ER8-5A-B	ER8-5	5-4.5	ER11-5A-B	ER11-5	5-4.5	ER16-7A-B	ER16-7	7-6
			ER11-5.5A-B	ER11-5.5	5.5-5	ER16-8A-B	ER16-8	8-7
			ER11-6A-B	ER11-6	6-5.5	ER16-9A-B	ER16-9	9-8
			ER11-6.5A-B	ER11-6.5	6.5-6	ER16-10A-B	ER16-10	10-9
			ER11-7A-B	ER11-7	7-6.5			

技术参数 | Technical parameters

单位 | Unit: mm

ER20			ER25		
订货号 Ordering code	型号 Model No.	范围 Range	订货号 Ordering code	型号 Model No.	范围 Range
ER20-3A-B	ER20-3	3-2	ER25-3A-B	ER25-3	3-2
ER20-4A-B	ER20-4	4-3	ER25-4A-B	ER25-4	4-3
ER20-5A-B	ER20-5	5-4	ER25-5A-B	ER25-5	5-4
ER20-6A-B	ER20-6	6-5	ER25-6A-B	ER25-6	6-5
ER20-7A-B	ER20-7	7-6	ER25-7A-B	ER25-7	7-6
ER20-8A-B	ER20-8	8-7	ER25-8A-B	ER25-8	8-7
ER20-9A-B	ER20-9	9-8	ER25-9A-B	ER25-9	9-8
ER20-10A-B	ER20-10	10-9	ER25-10A-B	ER25-10	10-9
ER20-11A-B	ER20-11	11-10	ER25-11A-B	ER25-11	11-10
ER20-12A-B	ER20-12	12-11	ER25-12A-B	ER25-12	12-11
ER20-13A-B	ER20-13	13-12	ER25-13A-B	ER25-13	13-12
			ER25-14A-B	ER25-14	14-13
			ER25-15A-B	ER25-15	15-14
			ER25-16A-B	ER25-16	16-15

转下页 see next page →

筒夹

# ER COLLET

DIN 6499B

筒夹

# ER COLLET

DIN 6499B

技术参数 | Technical parameters

单位 | Unit: mm

ER32			ER40		
订货号 Ordering code	型号 Model No.	范围 Range	订货号 Ordering code	型号 Model No.	范围 Range
ER32-3A-B	ER32-3	3-2	ER40-3A-B	ER40-3	3-2
ER32-4A-B	ER32-4	4-3	ER40-4A-B	ER40-4	4-3
ER32-5A-B	ER32-5	5-4	ER40-5A-B	ER40-5	5-4
ER32-6A-B	ER32-6	6-5	ER40-6A-B	ER40-6	6-5
ER32-7A-B	ER32-7	7-6	ER40-7A-B	ER40-7	7-6
ER32-8A-B	ER32-8	8-7	ER40-8A-B	ER40-8	8-7
ER32-9A-B	ER32-9	9-8	ER40-9A-B	ER40-9	9-8
ER32-10A-B	ER32-10	10-9	ER40-10A-B	ER40-10	10-9
ER32-11A-B	ER32-11	11-10	ER40-11A-B	ER40-11	11-10
ER32-12A-B	ER32-12	12-11	ER40-12A-B	ER40-12	12-11
ER32-13A-B	ER32-13	13-12	ER40-13A-B	ER40-13	13-12
ER32-14A-B	ER32-14	14-13	ER40-14A-B	ER40-14	14-13
ER32-15A-B	ER32-15	15-14	ER40-15A-B	ER40-15	15-14
ER32-16A-B	ER32-16	16-15	ER40-16A-B	ER40-16	16-15
ER32-17A-B	ER32-17	17-16	ER40-17A-B	ER40-17	17-16
ER32-18A-B	ER32-18	18-17	ER40-18A-B	ER40-18	18-17
ER32-19A-B	ER32-19	19-18	ER40-19A-B	ER40-19	19-18
ER32-20A-B	ER32-20	20-19	ER40-20A-B	ER40-20	20-19
			ER40-21A-B	ER40-21	21-20
			ER40-22A-B	ER40-22	22-21
			ER40-23A-B	ER40-23	23-22
			ER40-24A-B	ER40-24	24-23
			ER40-25A-B	ER40-25	25-24
			ER40-26A-B	ER40-26	26-25

技术参数 | Technical parameters

单位 | Unit: mm

订货号 Ordering code	形式 Type	型号 Model No.	D	L	T	
ER8-A-B	A	ER8A	13.5	11	M10x0.75P	
ER11-A-B		ER11A	19	11.3	M14x0.75P	
ER16-A-B		ER16A	28	17.5	M22x1.5P	
ER20-A-B		ER20A	34	19	M25x1.5P	
ER8-M-B	M	ER8M	12	11	M10x0.75P	
ER11-M-B		ER11M	16	12	M13x0.75P	
ER16-M-B		ER16M	22	18	M19x1.0P	
ER20-M-B		ER20M	28	19	M24x1.0P	
ER25-M-B		ER25M	35	20	M30x1.0P	
ER16-U-B	UM/RD	ER16UM	32	17	M22x1.5P	
ER20-U-B		ER20UM	35	19	M25x1.5P	
ER25-U-B		ER25UM	42	20	M32x1.5P	
ER32-U-B		ER32UM	50	22.5	M40x1.5P	
ER40-U-B		ER40UM	63	25.5	M50x1.5P	
ER50-U-B		ER50UM	78	35.5	M64x2.0P	
ER8-S-B	MS	ER8MS	12	10.8	M10x0.75P	
ER11-S-B		ER11MS	16	11.3	M13x0.75P	
ER16-S-B		ER16MS	22	17	M19x1.0P	
ER20-S-B		ER20MS	28	19	M24x1.0P	
ER25-S-B		ER25MS	35	23	M30x1.0P	
ER8-G-B	GER	GER8	12	13	M10x0.75P	
ER11-G-B		GER11	19.5	11.3	M13x0.75P	
ER16-G-B		GER16	27.1	23	M19x1.0P	
ER20-G-B		GER20	33	25	M24x1.0P	
ER25-G-B		GER25	40	26	M30x1.0P	
ER32-G-B		GER32	50	30	M40x1.0P	

注：螺纹等级：4H

Note: Thread grade: 4H.

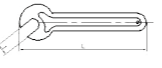






扳手

# ER KEY

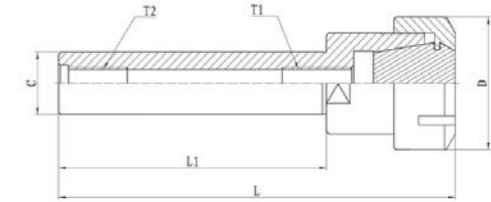
技术参数 | Technical parameters

单位 | Unit: mm

订货号 Ordering code	形式 Type	型号 Model No.	l	L	适用螺帽 Nut	
TER8-A-B	A	ER8A	13	100	ER8A	A Type 
TER11-A-B		ER11A	17	110	ER11A	
TER16-A-B		ER16A	25	120	ER16A	
TER20-A-B		ER20A	30	130	ER20A	
TER8-M-B	M	ER8M	7.5	70	ER8M	M Type 
TER11-M-B		ER11M	11	90	ER11M	
TER16-M-B		ER16M	15	110	ER16M	
TER20-M-B		ER20M	19.5	120	ER20M	
TER25-M-B		ER25M	25	130	ER25M	
TER16-U-B	UM	ER16UM	26	180	ER16UM	UM Type 
TER20-U-B		ER20UM	30	190	ER20UM	
TER25-U-B		ER25UM	37	210	ER25UM	
TER32-U-B		ER32UM	46.5	250	ER32UM	
TER40-U-B		ER40UM	58	290	ER40UM	
TER25-S-B	S	S/ER25	45-52	167	ER25UM	S Type 
TER32-S-B		S/ER32	55-62	190	ER32UM	
TER40-S-B		S/ER40	68-72	215	ER40UM	
TER11-R-B	MR	ER11MR	10	100	ER11MS	MR Type 
TER16-R-B		ER16MR	15	135	ER16MS	
TER20-R-B		ER20MR	18	160	ER20MS	
TER25-R-B		ER25MR	23	180	ER25MS	
TER11-G-B	G	GH19	19.5	120	GER11	G Type 
TER16-G-B		GH27	27.1	150	GER16	
TER20-G-B		GH33	33	160	GER20	
TER25-G-B		GH40	40	181	GER25	
TER32-G-B		GH50	50	200	GER32	

直柄ER延长杆

# STRAIGHT ER COLLET EXTENSION



技术参数 | Technical parameters

单位 | Unit: mm

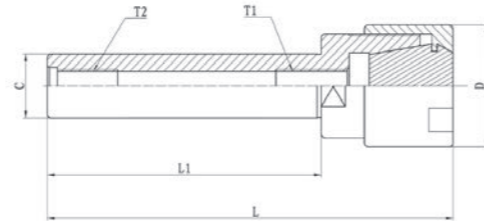
订货号 Ordering code	L	L1	D	C	T1	T2	筒夹 Collet	扳手 Key
C08-ER11A-100-B	128.3	100	19	8	M6X1P	M4X0.7P	ER11	ER11A
C16-ER11A-50-B	74.3	50	19	16	M6X1P	M10X1.5P	ER11	ER11A
C16-ER11A-100-B	124.3	100	19	16	M6X1P	M10X1.5P	ER11	ER11A
C16-ER11A-150-B	174.3	150	28	16	M6X1P	M10X1.5P	ER11	ER11A
C16-ER16A-100-B	140.3	100	28	16	M6X1P	M10X1.5P	ER16	ER16A
C16-ER16A-150-B	190.3	150	28	16	M6X1P	M10X1.5P	ER16	ER16A
C16-ER20A-100-B	150.2	100	34	16	M10X1.5P	M10X1.5P	ER20	ER20A
C20-ER16A-50-B	90.3	50	28	20	M10X1.5P	M10X1.5P	ER16	ER16A
C20-ER16A-100-B	140.3	100	28	20	M10X1.5P	M10X1.5P	ER16	ER16A
C20-ER16A-150-B	220.3	150	28	20	M10X1.5P	M10X1.5P	ER16	ER16A
C20-ER25U-50-B	106.7	50	42	20	M12X1.75P	M10X1.5P	ER25	ER25UM
C20-ER25U-100-B	156.7	100	42	20	M12X1.75P	M10X1.5P	ER25	ER25UM
C20-ER25U-150-B	206.7	150	42	20	M12X1.75P	M10X1.5P	ER25	ER25UM
C25-ER20A-150-B	201.2	150	34	25	M12X1.75P	M12X1.75P	ER20	ER20A

注：内锥径向跳动≤0.002mm。

Note: Radial runout of inner cone ≤0.002mm.

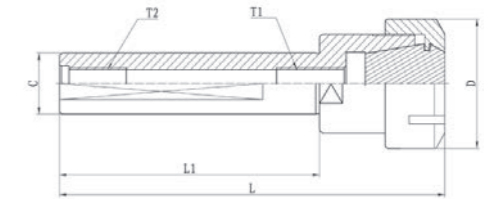
直柄ER延长杆(M型)

# STRAIGHT ER COLLET EXTENSION (MINI TYPE)



直柄侧锁式ER延长杆

# STRAIGHT ER COLLET EXTENSION (SIDE LOCK TYPE)



技术参数 | Technical parameters

单位 | Unit: mm

订货号 Ordering code	L	L1	C	D	T1	T2	筒夹 Collet	扳手 Key
C08-ER8M-50-B	79	50	8	12	M5X0.8P	M4X0.7P	ER8	ER8M
C10-ER8M-100-B	127.5	100	10			M5X0.8P	ER8	ER8M
C10-ER8M-150-B	177.5	150	10			M5X0.8P	ER8	ER8M
C12-ER8M-55-B	74.5	55	12			M6X1.0P	ER8	ER8M
C12-ER8M-100-B	119.5	100	12			M6X1.0P	ER8	ER8M
C12-ER8M-150-B	119.5	150	12			M6X1.0P	ER8	ER8M
C16-ER11M-50-B	84.3	50	16	16	M6X1P	M10X1.5P	ER11	ER11M
C16-ER11M-100-B	134.3	100					ER11	ER11M
C16-ER16M-80-B	120.3	80					ER16	ER16M
C16-ER16M-100-B	140.3	100					ER16	ER16M
C16-ER16M-150-B	190.3	150	22	22	M10X1.5P	M10X1.5P	ER16	ER16M
C20-ER16M-100-B	136.8	100					ER16	ER16M
C20-ER16M-150-B	186.8	150	20	28	M12X1.75P	M10X1.5P	ER16	ER16M
C20-ER20M-100-B	150.2	100					ER20	ER20M
C20-ER20M-150-B	200.2	150					ER20	ER20M
C20-ER25M-100-B	156.7	100					ER25	ER25M
C25-ER20M-140-B	179.5	140	25	28	M10X1.5P	M12X1.75P	ER20	ER20M

注：内锥径向跳动≤0.002mm。

Note: Radial runout of inner cone ≤0.002mm.

技术参数 | Technical parameters

单位 | Unit: mm

订货号 Ordering code	L	L1	T1	T2	C	D	筒夹 Collet	扳手 Key
C20-ER11M-C60-B	76.6	60	M6X1P	M10X1.5P	20	16	ER11	ER11M
C20-ER16M-C60-B	96.8	60	M10X1.5P	M10X1.5P	20	22	ER16	ER16M
C20-ER20M-C60-B	110.2	60	M10X1.5P	M12X1.75P	20	28	ER20	ER20M
C22-ER16M-C60-B	96.8	60	M10X1.5P	M10X1.5P	22	22	ER16	ER16M
C25-ER16M-C60-B	100.3	60	M10X1.5P	M12X1.75P	25	22	ER16	ER16M
C25-ER16M-C70-B	110.3	70	M10X1.5P	M12X1.75P	25	22	ER16	ER16M
C25-ER20M-C60-B	99.5	60	M12X1.75P	M12X1.75P	25	28	ER20	ER20M
C25-ER25U-C60-B	116.7	60	M12X1.75P	M12X1.75P	25	42	ER25	ER25UM
C25-ER25U-C70-B	126.7	70	M12X1.75P	M16X2.0P	25	42	ER25	ER25UM
C32-ER16M-C60-B	100.3	60	M10X1.5P	M16X2.0P	32	22	ER16	ER16M
C32-ER20M-C70-B	102	70	M10X1.5P	M16X2.0P	32	28	ER20	ER20M
C32-ER25U-C70-B	102	70	M16X2.0P	M16X2.0P	32	42	ER25	ER25UM
C32-ER32U-C60-B	118.7	60	M16X2.0P	M16X2.0P	32	50	ER32	ER32UM
C32-ER40U-C70-B	139.7	70	M16X2.0P	M16X2.0P	32	63	ER40	ER40UM
C40-ER32U-C70-B	128.7	70	M16X2.0P	M16X2.0P	40	50	ER32	ER32UM
C40-ER32U-C100-B	158.7	100	M16X2.0P	M16X2.0P	40	50	ER32	ER32UM
C40-ER40U-C75-B	145.7	75	M16X2.0P	M16X2.0P	40	63	ER40	ER40UM

注：内锥径向跳动≤0.002mm。

Note: Radial runout of inner cone ≤0.002mm.

### SD-高速高精筒夹刀柄

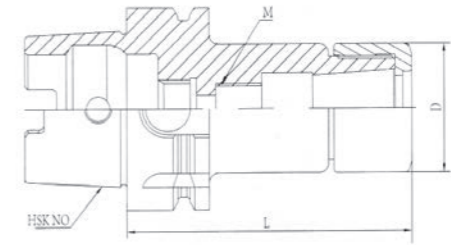
## HIGH SPEED & HIGH PRECISION SD COLLET CHUCK ADAPTOR



- 适用于钻削、铰削、铣削等切削加工；
- 接口涵盖BT、HSK；
- 内锥径向跳动 $\leq 0.002\text{mm}$ ；
- 动平衡：G2.5@30000rpm。

- For drilling, reaming, milling and other machining.
- Coupling type covers BT and HSK.
- Radial runout of inner cone  $\leq 0.002\text{mm}$ .
- Balancing Grade: G2.5 at 30,000 rpm

## HSK63A-SD

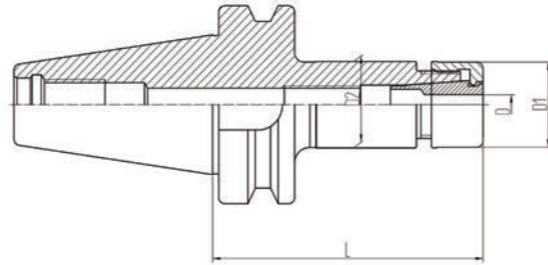


### 技术参数 | Technical parameters

单位 | Unit: mm

订货号 Ordering code	夹持范围 Capacity	L	D	M	筒夹 Collet	螺帽 Nut	扳手 Key
HSK63A-SD06-80-B	1-6	80	19.5	M18×1	SD06	SD06	GH19
HSK63A-SD06-100-B	1-6	100	19.5	M18×1	SD06	SD06	GH19
HSK63A-SD10-80-B	1-10	80	27.1	M18×1	SD10	SD10	GH27
HSK63A-SD10-100-B	1-10	100	27.1	M18×1	SD10	SD10	GH27
HSK63A-SD13-90-B	3-13	90	33	M16×1	SD13	SD13	GH33
HSK63A-SD16-80-B	2-16	80	40	M18×1	SD16	SD16	GH40
HSK63A-SD16-100-B	2-16	100	40	M18×1	SD16	SD16	GH40
HSK63A-SD20-80-B	4-20	80	48	M18×1	SD20	SD20	GH48
HSK63A-SD20-100-B	4-20	100	48	M18×1	SD20	SD20	GH48
HSK63A-SD25-90-B	6-25	90	55	M18×1	SD25	SD25	GH55
HSK63A-SD25-120-B	6-25	120	55	M18×1	SD25	SD25	GH55

# BT30/40-SD



技术参数 | Technical parameters

单位 | Unit: mm

订货号 Ordering code	D	L	D1	筒夹 Collet	螺帽 Nut	扳手 Key
BT30-SD06-60-B	1-6	60	19.5	SD06	SD06	GH19
BT30-SD06-90-B		90				
BT30-SD06-120-B		120				
BT30-SD10-60-B	1-10	60	27.1	SD10	SD10	GH27
BT30-SD10-90-B		90				
BT30-SD13-60-B	3-13	60	33	SD13	SD13	GH33
BT30-SD13-90-B		90				
BT30-SD16-60-B	2-16	60	40	SD16	SD16	GH40
BT30-SD16-90-B		90				
BT30-SD20-60-B	4-20	60	48	SD20	SD20	GH48
BT30-SD20-90-B		90				
BT30-SD25-70-B	6-25	70	55	SD25	SD25	GH55
BT40-SD06-60-B	1-6	60	19.5	SD06	SD06	GH19
BT40-SD06-90-B		90				

转下页 see next page →

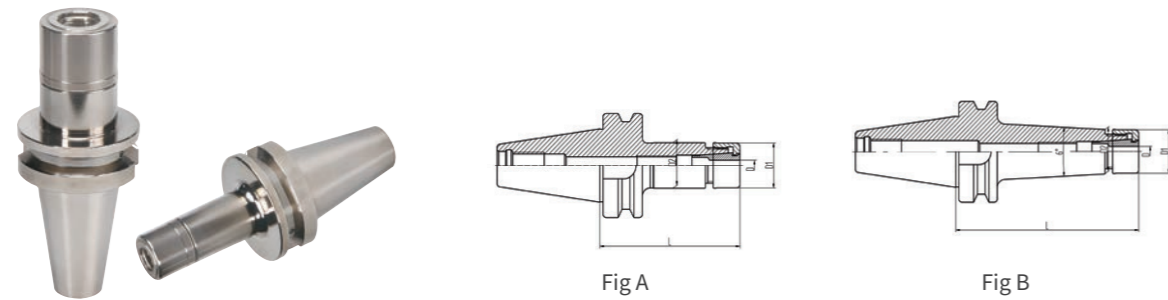
# BT30/40-SD

技术参数 | Technical parameters

单位 | Unit: mm

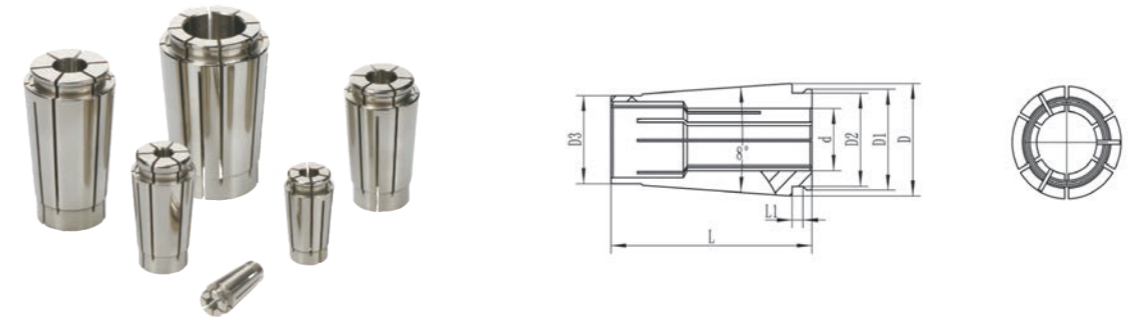
订货号 Ordering code	D	L	D1	筒夹 Collet	螺帽 Nut	扳手 Key
BT40-SD10-60-B	1-10	60	27.1	SD10	SD10	GH27
BT40-SD10-90-B		90				
BT40-SD10-100-B		100				
BT40-SD13-60-B	3-13	60	33	SD13	SD13	GH33
BT40-SD13-90-B		90				
BT40-SD16-60-B	2-16	60	40	SD16	SD16	GH40
BT40-SD16-90-B		90				
BT40-SD16-100-B		100				

# BT40/50-SD



## SD高速筒夹

# SD HIGH SPEED COLLET



技术参数 | Technical parameters

单位 | Unit: mm

订货号 Ordering code	D	L	D1	筒夹 Collet	螺帽 Nut	扳手 Key	Fig
BT40-SD16-120-B	2-16	120	40	SD16	SD16	GH40	A
BT40-SD20-60-B		60					A
BT40-SD20-90-B	4-20	90	48	SD20	SD20	GH48	A
BT40-SD20-120-B		120					A
BT40-SD25-90-B	6-25	90	55	SD25	SD25	GH55	A
BT40-SD25-120-B		120					A
BT50-SD06-105-B		105					A
BT50-SD06-135-B	1-6	135	19.5	SD06	SD06	GH19	B
BT50-SD06-165-B		165					B
BT50-SD10-105-B		105					A
BT50-SD10-135-B	1-10	135	27.1	SD10	SD10	GH27	A
BT50-SD10-165-B		165					B
BT50-SD13-135-B		135					A
BT50-SD13-165-B	3-13	120	33	SD13	SD13	GH33	B
BT50-SD16-105-B		105					A
BT50-SD16-135-B	2-16	135	40	SD16	SD16	GH40	A
BT50-SD16-165-B		165					B
BT50-SD20-135-B		135					A
BT50-SD20-165-B	4-20	165	48	SD20	SD20	GH48	A
BT50-SD25-135-B		135					A
BT50-SD25-165-B	6-25	165	55	SD25	SD25	GH55	A

技术参数 | Technical parameters

单位 | Unit: mm

型号 Model No.	d	D	D1	D2	D3	L	L1
SD06	<3	10.25	8.6	7.6	7.5	25	2.2
	3-6	10.4	8.9				
SD10	<3	15.3	13			30.5	2.4
	3-10	15.46	13.4	11.9	12		
SD13	3-13	19.97	17.05	15.1	15.5	39	2.4
SD16	2-16	24.54	20.85	19	18.8	45	2.5
SD20	4-16	29.1	24.95	23	22.6	54	2.9
SD25	4-25	35.7	30.2	28.5	28.9	57	3

转下页 see next page →

SD高速筒夹

# SD HIGH SPEED COLLET

- 等级说明: A级≤0.015mm; UP级≤0.010mm
- 举例: 订货号 SD10-5A-B (或SD10-5UP-B)

- Grade Description: Grade A≤0.015mm; Grade UP≤0.010mm;
- Example: ordering code SD10-5A-B (or SD10-5UP-B).

技术参数 | Technical parameters

单位 | Unit: mm

SD06			SD10			SD13		
订货号 Ordering code	型号 Model No.	范围 Range	订货号 Ordering code	型号 Model No.	范围 Range	订货号 Ordering code	型号 Model No.	范围 Range
SD06-1A-B	SD06-1	1-0.75	SD10-1A-B	SD10-1	1-0.75	SD13-2A-B	SD13-2	2-1.75
SD06-1.5A-B	SD06-1.5	1.5-1.25	SD10-1.5A-B	SD10-1.5	1.5-1.25	SD13-2.5A-B	SD13-2.5	2.5-2.25
SD06-2A-B	SD06-2	2-1.75	SD10-2A-B	SD10-2	2-1.75	SD13-3A-B	SD13-3	3-2.75
SD06-2.5A-B	SD06-2.5	2.5-2.25	SD10-2.5A-B	SD10-2.5	2.5-2.25	SD13-3.5A-B	SD13-3.5	3.5-3
SD06-3A-B	SD06-3	3-2.75	SD10-3A-B	SD10-3	3-2.75	SD13-4A-B	SD13-4	4-3.5
SD06-3.5A-B	SD06-3.5	3.5-3	SD10-3.175A-B	SD10-3.175	3.175-2.7	SD13-4.5A-B	SD13-4.5	4.5-4
SD06-4A-B	SD06-4	4-3.5	SD10-3.5A-B	SD10-3.5	3.5-3	SD13-5A-B	SD13-5	5-4.5
SD06-4.5A-B	SD06-4.5	4.5-4	SD10-4A-B	SD10-4	4-3.5	SD13-5.5A-B	SD13-5.5	5.5-5
SD06-5A-B	SD06-5	5-4.5	SD10-4.5A-B	SD10-4.5	4.5-4	SD13-6A-B	SD13-6	6-5.5
SD06-5.5A-B	SD06-5.5	5.5-5	SD10-5A-B	SD10-5	5-4.5	SD13-6.5A-B	SD13-6.5	6.5-6
SD06-6A-B	SD06-6	6-5.5	SD10-5.5A-B	SD10-5.5	5.5-5	SD13-7A-B	SD13-7	7-6.5
			SD10-6A-B	SD10-6	6-5.5	SD13-7.5A-B	SD13-7.5	7.5-7
			SD10-6.5A-B	SD10-6.5	6.5-6	SD13-8A-B	SD13-8	8-7.5
			SD10-7A-B	SD10-7	7-6.5	SD13-8.5A-B	SD13-8.5	8.5-8
			SD10-7.5A-B	SD10-7.5	7.5-7	SD13-9A-B	SD13-9	9-8.5
			SD10-8A-B	SD10-8	8-7.5	SD13-9.5A-B	SD13-9.5	9.5-9
			SD10-8.5A-B	SD10-8.5	8.5-8	SD13-10A-B	SD13-10	10-9.5
			SD10-9A-B	SD10-9	9-8.5	SD13-10.5A-B	SD13-10.5	10.5-10
			SD10-9.5A-B	SD10-9.5	9.5-9	SD13-11A-B	SD13-11	11-10.5
			SD10-10A-B	SD10-10	10-9.5	SD13-11.5A-B	SD13-11.5	11.5-11
						SD13-12A-B	SD13-12	12-11.5
						SD13-12.5A-B	SD13-12.5	12.5-12
						SD13-13A-B	SD13-13	13-12.5

转下页 see next page →

SD高速筒夹

# SD HIGH SPEED COLLET


技术参数 | Technical parameters

单位 | Unit: mm

SD16			SD20			SD25		
订货号 Ordering code	型号 Model No.	范围 Range	订货号 Ordering code	型号 Model No.	范围 Range	订货号 Ordering code	型号 Model No.	范围 Range
SD16-2A-B	SD16-2	2-1.75	SD20-3A-B	SD20-3	3-2.5	SD25-4A-B	SD25-4	4-3.5
SD16-2.5A-B	SD16-2.5	2.5-2.25	SD20-3.5A-B	SD20-3.5	3.5-3	SD25-6A-B	SD25-6	6-6.5
SD16-3A-B	SD16-3	3-2.75	SD20-4A-B	SD20-4	4-3.5	SD25-8A-B	SD25-8	8-7.5
SD16-3.175A-B	SD16-3.175	3.175-2.7	SD20-4.5A-B	SD20-4.5	4.5-4	SD25-10A-B	SD25-10	10-9.5
SD16-3.5A-B	SD16-3.5	3.5-3	SD20-5A-B	SD20-5	5-4.5	SD25-12A-B	SD25-12	12-11.5
SD16-4A-B	SD16-4	4-3.5	SD20-5.5A-B	SD20-5.5	5.5-5	SD25-14A-B	SD25-14	14-13.5
SD16-4.5A-B	SD16-4.5	4.5-4	SD20-6A-B	SD20-6	6-5.5	SD25-16A-B	SD25-16	16-15.5
SD16-5A-B	SD16-5	5-4.5	SD20-6.5A-B	SD20-6.5	6.5-6	SD25-16.5A-B	SD25-16.5	16.5-16
SD16-5.5A-B	SD16-5.5	5.5-5	SD20-7A-B	SD20-7	7-6.5	SD25-17A-B	SD25-17	17-16.5
SD16-6A-B	SD16-6	6-5.5	SD20-7.5A-B	SD20-7.5	7.5-7	SD25-17.5A-B	SD25-17.5	17.5-17
SD16-6.5A-B	SD16-6.5	6.5-6	SD20-8A-B	SD20-8	8-7.5	SD25-18A-B	SD25-18	18-17.5
SD16-7A-B	SD16-7	7-6.5	SD20-8.5A-B	SD20-8.5	8.5-8	SD25-18.5A-B	SD25-18.5	18.5-18
SD16-7.5A-B	SD16-7.5	7.5-7	SD20-9A-B	SD20-9	9-8.5	SD25-19A-B	SD25-19	19-18.5
SD16-8A-B	SD16-8	8-7.5	SD20-9.5A-B	SD20-9.5	9.5-9	SD25-19.5A-B	SD25-19.5	19.5-19
SD16-8.5A-B	SD16-8.5	8.5-8	SD20-10A-B	SD20-10	10-9.5	SD25-20A-B	SD25-20	20-19.5
SD16-9A-B	SD16-9	9-8.5	SD20-10.5A-B	SD20-10.5	10.5-10	SD25-20.5A-B	SD25-20.5	20.5-20
SD16-9.5A-B	SD16-9.5	9.5-9	SD20-11A-B	SD20-11	11-10.5	SD25-21A-B	SD25-21	21-20.5
SD16-10A-B	SD16-10	10-9.5	SD20-11.5A-B	SD20-11.5	11.5-11	SD25-21.5A-B	SD25-21.5	21.5-21
SD16-10.5A-B	SD16-10.5	10.5-10	SD20-12A-B	SD20-12	12-11.5	SD25-22A-B	SD25-22	22-21.5
SD16-11A-B	SD16-11	11-10.5	SD20-12.5A-B	SD20-12.5	12.5-12	SD25-22.5A-B	SD25-22.5	22.5-22
SD16-11.5A-B	SD16-11.5	11.5-11	SD20-13A-B	SD20-13	13-12.5	SD25-23A-B	SD25-23	23-22.5
SD16-12A-B	SD16-12	12-11.5	SD20-13.5A-B	SD20-13.5	13.5-13	SD25-23.5A-B	SD25-23.5	23.5-23
SD16-12.5A-B	SD16-12.5	12.5-12	SD20-14A-B	SD20-14	14-13.5	SD25-24A-B	SD25-24	24-23.5
SD16-13A-B	SD16-13	13-12.5	SD20-14.5A-B	SD20-14.5	14.5-14	SD25-24.5A-B	SD25-24.5	24.5-24
SD16-13.5A-B	SD16-13.5	13.5-13	SD20-15A-B	SD20-15	15-14.5	SD25-25A-B	SD25-25	25-24.5
SD16-14A-B	SD16-14	14-13.5	SD20-15.5A-B	SD20-15.5	15.5-15	SD25-25.4A-B	SD25-25.4	25.4-25
SD16-14.5A-B	SD16-14.5	14.5-14	SD20-16A-B	SD20-16	16-15.5			
SD16-15A-B	SD16-15	15-14.5	SD20-16.5A-B	SD20-16.5	16.5-16			
SD16-15.5A-B	SD16-15.5	15.5-15	SD20-17A-B	SD20-17	17-16.5			
SD16-16A-B	SD16-16	16-15.5	SD20-17.5A-B	SD20-17.5	17.5-17			
			SD20-18A-B	SD20-18	18-17.5			
			SD20-18.5A-B	SD20-18.5	18.5-18			
			SD20-19A-B	SD20-19	19-18.5			
			SD20-19.5A-B	SD20-19.5	19.5-19			
			SD20-20A-B	SD20-20	20-19.5			

SD螺帽

# SD NUT



技术参数 | Technical parameters

单位 | Unit: mm

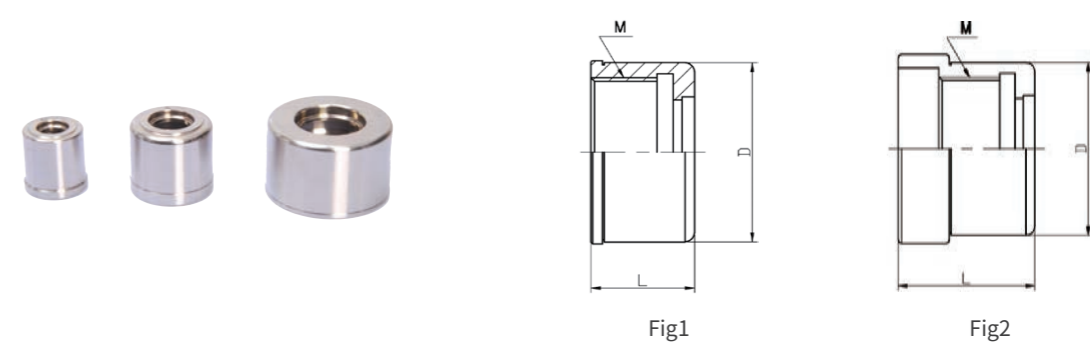
订货号 Ordering code	型号 Model No.	L	D	d	M
SD06-A-B	SD06	15	20	18.1	M15.5X1.0P
SD10-A-B	SD10	17	28	25.4	M21.5X1.0P
SD13-A-B	SD13	21	37	32	M28X1.5P
SD16-A-B	SD16	24	40	35	M32X1.5P
SD20-A-B	SD20	27	48	43	M40X1.5P
SD25-A-B	SD25	30	55	50	M45X1.5P

注：螺纹等级：4H

Note: Thread grade: 4H.

GSD高速无键槽螺帽

# GSD HIGH SPEED NUT WITHOUT KEYWAY



技术参数 | Technical parameters

单位 | Unit: mm

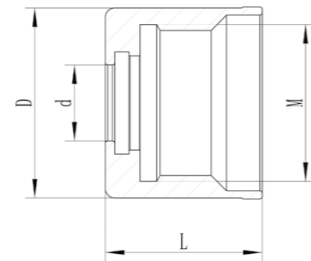
订货号 Ordering code	型号 Model No.	L		D	M
		Fig1	Fig2		
SD06-G-B	GSD06	15	21	19.5	M15.5X1.0P
SD10-G-B	GSD10	17	24	27.1	M21.5X1.0P
SD13-G-B	GSD13	21	28	33	M28X1.0P
SD16-G-B	GSD16	24	31	40	M32X1.0P
SD20-G-B	GSD20	27	31	48	M40X1.0P
SD25-G-B	GSD25	30	37	55	M45X1.0P

注：螺纹等级：4H

Note: Thread grade: 4H.

PSD防尘螺帽

# PSD ANTI-DUST NUT



技术参数 | Technical parameters

单位 | Unit: mm

订货号 Ordering code	型号 Model No.	d	D	L	M
SD06-P-B	PSD06	2,3,4,5,6	19.5	23	M15.5X1.0P
SD10-P-B	PSD10	2,3,4,6,8,10	27.1	26	M21.5X1.0P
SD13-P-B	PSD13	3,4,5,6,8,10,12	33	30	M28X1.5P
SD16-P-B	PSD16	3,4,5,6,8,10,12,14,16	40	33	M32X1.5P
SD20-P-B	PSD20	3,4,5,6,8,10,12,14,16,18,20	48	37	M40X1.5P
SD25-P-B	PSD25	6,8,10,12,14,16,18,20,24,25	55	39	M45X1.5P

注：螺纹等级：4H

Note: Thread grade: 4H.

注明：订购PSD螺帽时，请注明内孔尺寸（d）

Note: When ordering PSD nuts, please specify the inner hole size (d).

TSK扳手

# TSK KEY

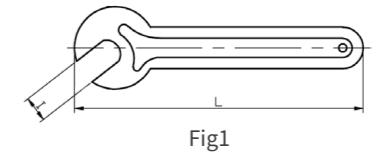


Fig1

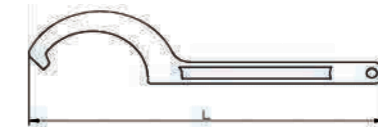


Fig2

- 材质说明：IR-铸铁; ST-钢
- 订货号：TSD06-A-IR-B 铸铁; TSD06-A-ST-B 钢

- Material description: IR-cast iron; ST-steel;
- Ordering code: TSD06-A-IR-B cast iron; TSD06-A-ST-B steel

技术参数 | Technical parameters

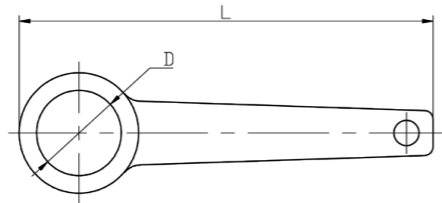
单位 | Unit: mm

基础订货号 Basic Ordering code	型号 Model No.	规格 Type	L	适用螺帽 Nut	Fig
TSD06-A-IR-B	TSK06	18.1	90	SD06	1
TSD10-A-IR-B	TSK10	25.4	142	SD10	
TSD13-A-IR-B	TSK13	38-42	167	SD13	2
TSD16-A-IR-B	TSK16	38-42	167	SD16	
TSD20-A-IR-B	TSK20	48-52	200	SD20	
TSD25-A-IR-B	TSK25	55-62	214	SD25	



G/PSD滚珠扳手

# G/PSD BALL KEY



技术参数 | Technical parameters

单位 | Unit: mm

订货号 Ordering code	型号 Model No.	D	L	适用螺帽 Nut
TSD06-G-B	GH19	19.5	120	G/PSD06
TSD10-G-B	GH27	27.1	130	G/PSD10
TSD13-G-B	GH33	33	140	G/PSD13
TSD16-G-B	GH40	40	193	G/PSD16
TSD20-G-B	GH48	48	200	G/PSD20
TSD25-G-B	GH55	55	210	G/PSD25

侧固刀柄

# WELDON ADAPTOR



- 适用于钻削、铰削、铣削等切削加工；
- 接口涵盖BT、HSK；
- 内孔径向跳动 $\leq 0.002\text{mm}$ ；
- 已做预动平衡，升级平衡需另外收费。

- For drilling, reaming, milling and other machining.
- Coupling type covers BT and HSK.
- Radial runout of inner hole  $\leq 0.002\text{mm}$ .
- Pre-balancing has been done, upgrading balance need be charged.

命名方式  
Naming And Coding Rules

侧固刀柄/GLN

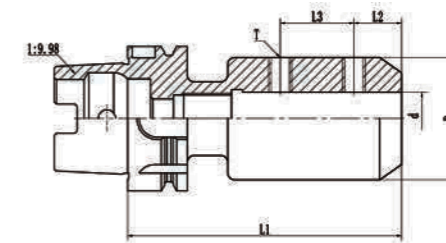
# HSK63/100A

# HSK63A — GLN 20 — 100 — B

①接口规格 Coupling Type		②产品名称 Product Name		④有效长度 Effective Length	
BT	30	GLN	侧固刀柄 Side-lock Holder	10	10mm
	40	FMB	面铣刀刀柄 Face Mill Holder	20	20mm
	50	GLC	强力筒夹刀柄 Power Milling Chuck For Heavy Duty	30	30mm
HSK	63A	MTA	有扁尾莫氏圆锥孔刀柄 Morse Taper Holders with Tang		
	100A	MTB	无扁尾莫氏圆锥孔刀柄 Morse Taper Holders without Tang		
		SC	三面刃铣刀刀柄 Solting Cutter Holders		

③夹持直径 Clamping Diameter		⑤性能升级码 Performance Upgrade Code	
10	10mm	普通型 Common Type	省略 None
20	20mm	升级型 Upgrade Type	B
30	30mm		



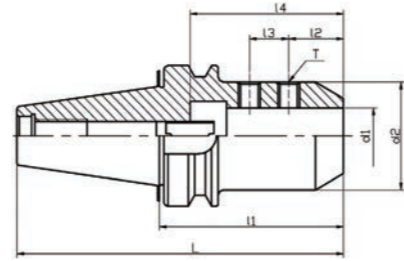
技术参数 | Technical parameters

单位 | Unit: mm

型号 Model No.	d	D	L1	L2	L3	T
HSK63A-GLN16-100-B	16	48	100	24	-	M14X2
HSK63A-GLN20-100-B	20	52	100	25	-	M16X2
HSK63A-GLN25-110-B	25	65	100	24	25	M18X2
HSK63A-GLN32-110-B	32	72	100	24	28	M20X2
HSK100A-GLN16-100-B	16	48	100	24	-	M14X2
HSK100A-GLN20-100-B	20	52	100	25	-	M16X2
HSK100A-GLN25-100-B	25	65	100	24	25	M18X2
HSK100A-GLN32-100-B	32	72	100	24	28	M20X2

侧固刀柄/GLN

# BT40/50



技术参数 | Technical parameters

单位 | Unit: mm

型号 Model No.	d1	L	l2	l3	l4	d2	T
BT40-GLN25-100-B	25	165.4	24	25	59	65	M18X2.0P
BT40-GLN32-100-B	32	165.4	24	28	63	72	M20X2.0P
BT50-GLN25-100-B	25	201.8	24	25	59	65	M18X2.0P
BT50-GLN32-105-B	32	206.8	24	28	63	72	M20X2.0P

平面铣刀柄

# FACE MILLING ADAPTOR

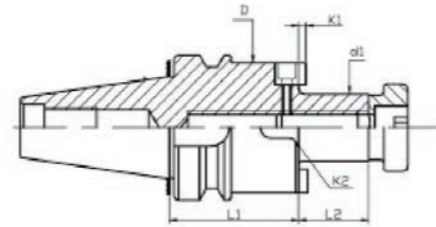


- 适用于铣削加工；
- 接口涵盖BT、HSK；
- 芯轴径向跳动 $\leq 0.003\text{mm}$ ，芯轴圆度 $\leq 0.003\text{mm}$ ；
- 可选内冷、外冷结构，按需询价；
- 已做预动平衡，升级平衡需另外收费。

- For milling.
- Coupling type covers BT and HSK.
- Radial runout of the mandrel  $\leq 0.003\text{mm}$ , Circularity of the mandrel  $\leq 0.003\text{mm}$ .
- Inner cooling and outer cooling structures are optional, please inquire on demand.
- Pre-balancing has been done, upgrading balance need be charged.

强力筒夹刀柄/FMB

# BT/HSK



- 另有带内冷功能刀柄，基础结构订货号+C(内冷结构)
- 举例：内冷结构订货号 HSK63A-FMB22C-60-B

- Cooling function tool holder, ordering code+C
- Example: Inner cooled tool holder order number HSK63A-FMB22C-60-B

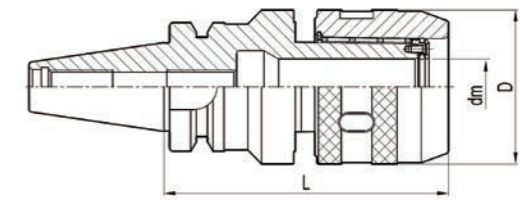
技术参数 | Technical parameters

单位 | Unit: mm

基础订货号 Ordering code	L1	L2	D	d1h7	K1	K2
HSK63A-FMB22-100-B	100	18	50	22	4.8	10
HSK63A-FMB27-60-B	60	20	60	27	5.8	12
HSK63A-FMB27-100-B	100	20	60	27	5.8	12
BT30-FMB22-45-B	45	18	50	22	4.8	10
BT30-FMB22-60-B	60	18	50	22	4.8	10
BT30-FMB27-45-B	45	20	60	27	5.8	12
BT30-FMB27-60-B	60	20	60	27	5.8	12
BT40-FMB22-45-B	45	18	50	22	4.8	10
BT40-FMB22-60-B	60	18	50	22	4.8	10
BT40-FMB22-100-B	100	18	48	22	4.8	10
BT40-FMB27-45-B	45	20	60	27	5.8	12
BT40-FMB27-60-B	60	20	60	27	5.8	12
BT40-FMB27-100-B	100	20	60	27	5.8	12
BT50-FMB22-100-B	100	18	50	22	4.8	10
BT50-FMB22-150-B	150	18	50	22	4.8	10
BT50-FMB22-200-B	22	18	50	22	4.8	10
BT50-FMB27-100-B	27	20	60	27	5.8	12
BT50-FMB27-150-B	27	20	60	27	5.8	12

强力筒夹刀柄/GLC

# BT30/40/50



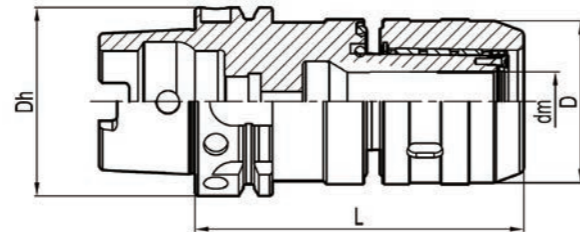
技术参数 | Technical parameters

单位 | Unit: mm

订货号 Ordering code	尺寸 Dimension (mm)			筒夹 Collet	扳手 Key
	dm	D	L		
BT30-GLC20-95-B	20	55	95	GC20	TGLC20
BT40-GLC20-80-B	20	55	80	GC20	TGLC20
BT40-GLC20-95-B	20	55	95	GC20	TGLC20
BT40-GLC20-120-B	20	55	120	GC20	TGLC20
BT40-GLC32-105-B	32	72	105	GC32	TGLC32
BT40-GLC32-135-B	32	72	135	GC32	TGLC32
BT50-GLC20-105-B	20	55	105	GC20	TGLC20
BT50-GLC20-135-B	20	55	135	GC20	TGLC20
BT50-GLC25-110-B	25	62	110	GC25	TGLC25
BT50-GLC25-135-B	25	62	135	GC25	TGLC25
BT50-GLC32-110-B	32	72	110	GC32	TGLC32
BT50-GLC32-135-B	32	72	135	GC32	TGLC32
BT50-GLC32-165-B	32	72	165	GC32	TGLC32
BT50-GLC32-200-B	32	72	200	GC32	TGLC32
BT50-GLC42-110-B	42	87	110	GC42	TGLC42
BT50-GLC42-135-B	42	87	135	GC42	TGLC42
BT50-GLC42-165-B	42	87	165	GC42	TGLC42

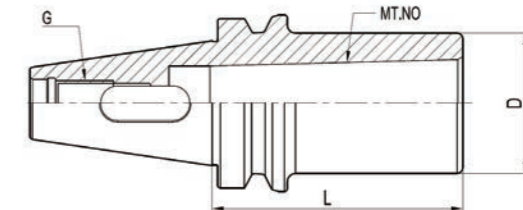
强力筒夹刀柄/GLC

# HSK63A/100A



有扁尾莫氏圆锥孔刀柄/MTA

# BT30/40/50



技术参数 | Technical parameters

单位 | Unit: mm

订货号 Ordering code	范围 Range(mm)	尺寸 Dimension (mm)				筒夹 Collet	扳手 Key
		Dh	dm	D	L		
HSK63A-GLC20-105-B	6-20	63	20	52	105	GC20	TGLC20
HSK63A-GLC25-110-B	6-25	63	25	62	110	GC25	TGLC25
HSK63A-GLC32-115-B	6-32	63	32	72	115	GC32	TGLC32
HSK100A-GLC20-110-B	6-20	100	20	52	110	GC20	TGLC20
HSK100A-GLC25-115-B	6-25	100	25	62	115	GC25	TGLC25
HSK100A-GLC32-120-B	6-32	100	32	72	120	GC32	TGLC32
HSK100A-GLC42-120-B	6-42	100	42	87	120	GC42	TGLC42

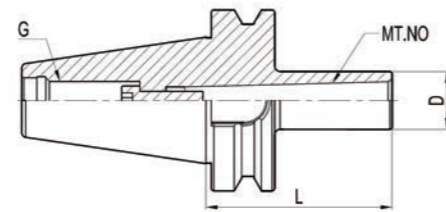
技术参数 | Technical parameters

单位 | Unit: mm

订货号 Ordering code	尺寸 Dimension (mm)			
	MT	L	D	G
BT30-MTA1-45-B	1	45	25	M12
BT30-MTA2-60-B	2	60	32	M12
BT30-MTA3-80-B	3	80	40	M12
BT40-MTA1-45-B	1	45	25	M16
BT40-MTA1-120-B	1	120	25	M16
BT40-MTA2-45-B	2	45	32	M16
BT40-MTA2-120-B	2	120	32	M16
BT40-MTA3-75-B	3	75	40	M16
BT40-MTA3-135-B	3	135	40	M16
BT40-MTA4-90-B	4	90	50	M16
BT50-MTA1-45-B	1	45	25	M24
BT50-MTA1-120-B	1	120	25	M24
BT50-MTA2-45-B	2	45	32	M24
BT50-MTA2-135-B	2	135	32	M24
BT50-MTA2-180-B	2	180	32	M24
BT50-MTA3-45-B	3	45	40	M24
BT50-MTA3-150-B	3	150	40	M24
BT50-MTA3-180-B	3	180	40	M24
BT50-MTA4-75-B	4	75	50	M24
BT50-MTA4-180-B	4	180	50	M24
BT50-MTA5-105-B	5	105	70	M24

无扁尾莫氏圆锥孔刀柄/MTB

# BT40/50



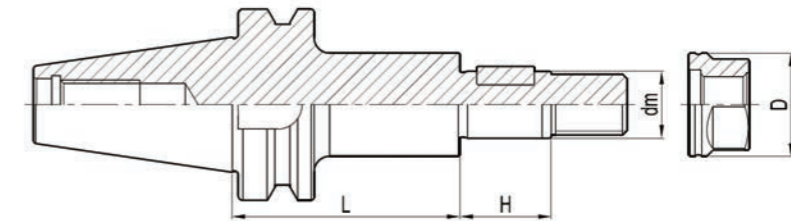
技术参数 | Technical parameters

单位 | Unit: mm

订货号 Ordering code	尺寸 Dimension (mm)			
	MT	L	D	G
BT40-MTB1-45-B	1	45	25	M16
BT40-MTB2-60-B	2	60	32	M16
BT40-MTB3-75-B	3	75	40	M16
BT40-MTB4-90-B	4	90	50	M16
BT50-MTB1-45-B	1	45	25	M24
BT50-MTB2-45-B	2	45	32	M24
BT50-MTB3-60-B	3	60	40	M24
BT50-MTB4-75-B	4	75	50	M24
BT50-MTB5-120-B	5	120	65	M24

三面刃铣刀刀柄/SC

# BT40/50



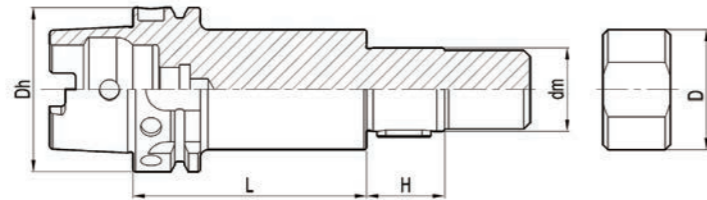
技术参数 | Technical parameters

单位 | Unit: mm

订货号 Ordering code	尺寸 Dimension (mm)			
	dm	D	L	H
BT40-SC22-75-B	22	34	75	30
BT40-SC22-120-B	22	34	120	30
BT40-SC27-75-B	27	40	75	30
BT40-SC27-120-B	27	40	120	30
BT40-SC32-90-B	32	46	90	30
BT50-SC22-90-B	22	34	90	30
BT50-SC22-135-B	22	34	135	30
BT50-SC27-90-B	27	40	90	30
BT50-SC27-135-B	27	40	135	30
BT50-SC32-90-B	32	46	90	30
BT50-SC32-135-B	32	46	135	30
BT50-SC40-90-B	40	55	90	30
BT50-SC40-135-B	40	55	135	30
BT50-SC50-90-B	50	69	90	30
BT50-SC50-135-B	50	69	135	30

三面刃铣刀刀柄/SC

# HSK63A/100A



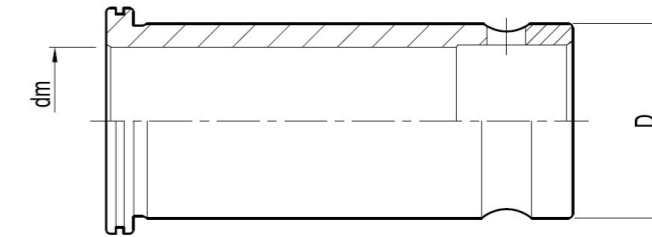
技术参数 | Technical parameters

单位 | Unit: mm

订货号 Ordering code	尺寸 Dimension (mm)				
	Dh	dm	D	L	H
HSK63A-SC13-75-B	63	13	20	75	30
HSK63A-SC16-90-B	63	16	26	90	30
HSK63A-SC16-120-B	63	16	26	120	30
HSK63A-SC22-90-B	63	22	34	90	30
HSK63A-SC22-135-B	63	22	34	135	30
HSK63A-SC27-90-B	63	27	40	90	30
HSK63A-SC27-135-B	63	27	40	135	30
HSK63A-SC32-90-B	63	32	46	90	30
HSK63A-SC32-135-B	63	32	46	135	30
HSK100A-SC13-75-B	100	13	20	75	30
HSK100A-SC16-90-B	100	16	26	90	30
HSK100A-SC16-120-B	100	16	26	120	30
HSK100A-SC22-90-B	100	22	34	90	30
HSK100A-SC22-135-B	100	22	34	135	30
HSK100A-SC27-90-B	100	27	40	90	30
HSK100A-SC27-135-B	100	27	40	135	30
HSK100A-SC32-90-B	100	32	46	90	30
HSK100A-SC32-135-B	100	32	46	135	30
HSK100A-SC40-90-B	100	40	55	90	30
HSK100A-SC40-135-B	100	40	55	135	30

强力弹性直筒夹

# GC



技术参数 | Technical parameters

单位 | Unit: mm

订货号 Ordering code	尺寸 Dimension (mm)		特殊规格 (d)
	D	dm	
GC20-6A-B	20	6	-
GC20-8A-B	20	8	-
GC20-10A-B	20	10	-
GC20-12A-B	20	12	-
GC20-16A-B	20	16	15
GC25-6A-B	25	6	-
GC25-8A-B	25	8	-
GC25-10A-B	25	10	-
GC25-12A-B	25	12	-
GC25-16A-B	25	16	-
GC25-20A-B	25	20	-
GC32-6A-B	32	6	-
GC32-8A-B	32	8	-
GC32-10A-B	32	10	-
GC32-12A-B	32	12	-
GC32-16A-B	32	16	15
GC32-20A-B	32	20	19
GC32-25A-B	32	25	24
GC42-6A-B	42	6	-
GC42-8A-B	42	8	-
GC42-10A-B	42	10	-
GC42-12A-B	42	12	-
GC42-16A-B	42	16	15
GC42-20A-B	42	20	19
GC42-25A-B	42	25	24
GC42-32A-B	42	32	31

强力筒夹刀柄专用扳手

# TGLC



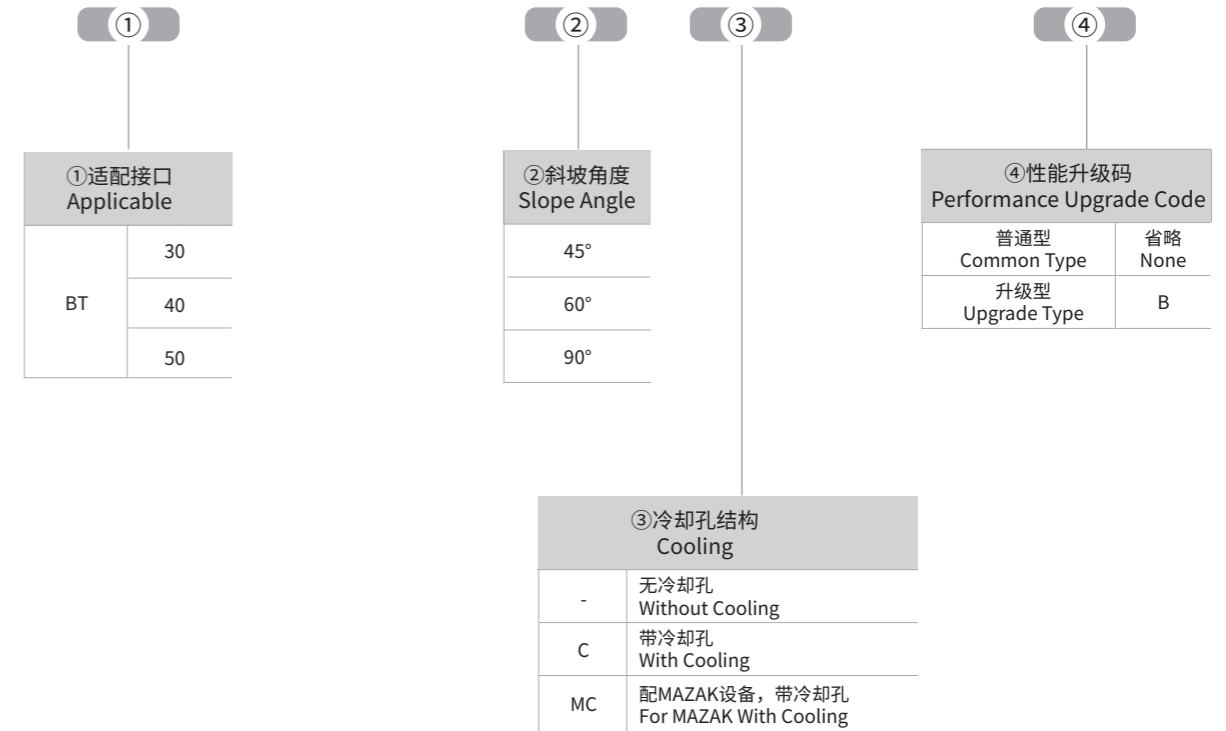
技术参数 | Technical parameters

单位 | Unit: mm

基础订货号 Ordering code	适用刀柄 Tool holder (mm)
TGLC20-B	GLC20
TGLC32-B	GLC32
TGLC42-B	GLC42

拉钉命名方式  
Pull Stud Naming And Coding Rules

# BT40 — 45 C — B





拉钉

# BT30/40/50

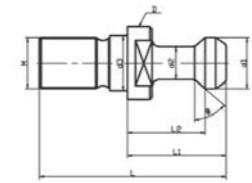


Fig1

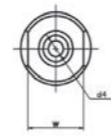
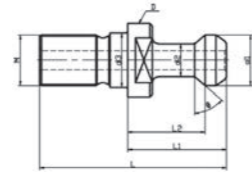


Fig2  
中心出水 COOLANT

技术参数 | Technical parameters

单位 | Unit: mm

订货号 Ordering code	型号 Model No.	Fig	L	M	D	S	d1	L1	L2	d2	d3	θ	d4
BT30-45-B	BT30-θ	Fig1	43	12	16.5	13	11	23	18	7	12.5	45°	-
BT30-60-B		Fig1	43	12	16.5	13	11	23	18	7	12.5	60°	-
BT30-90-B		Fig1	43	12	16.5	13	11	23	18	7	12.5	90°	-
BT30-45C-B		Fig2	43	12	16.5	13	11	23	18	7	12.5	45°	2.5
BT30-60C-B		Fig2	43	12	16.5	13	11	23	18	7	12.5	60°	2.5
BT30-90C-B		Fig2	43	12	16.5	13	11	23	18	7	12.5	90°	2.5
BT40-45-B	BT40-θ	Fig1	60	16	23	19	15	35	28	10	17	45°	-
BT40-60-B		Fig1	60	16	23	19	15	35	28	10	17	60°	-
BT40-90-B		Fig1	60	16	23	19	15	35	28	10	17	90°	-
BT40-45C-B		Fig2	60	16	23	19	15	35	28	10	17	45°	4
BT40-60C-B		Fig2	60	16	23	19	15	35	28	10	17	60°	4
BT40-90C-B		Fig2	60	16	23	19	15	35	28	10	17	90°	4
BT40-45MC-B	BT40-MAZAK	Fig2	44.1	16	22	19	18.8	19.1	14.02	12.45	17	45°	7
BT50-45-B	BT50-θ	Fig1	85	24	38	30	23	45	35	17	25	45°	-
BT50-60-B		Fig1	85	24	38	30	23	45	35	17	25	60°	-
BT50-90-B		Fig1	85	24	38	30	23	45	35	17	25	90°	-
BT50-45C-B		Fig2	85	24	38	30	23	45	35	17	25	45°	6
BT50-60C-B		Fig2	85	24	38	30	23	45	35	17	25	60°	6
BT50-90C-B		Fig2	85	24	38	30	23	45	35	17	25	90°	6
BT50-45MC-B	BT50-MAZAK	Fig2	65.2	24	37	30	29	25.2	17.7	20.83	25	45°	10

注：斜面径跳≤0.010mm，定位直台圆度≤0.005mm

Note: Inclined plane runout ≤ 0.010mm,  
Circularity of positioning straight platform ≤ 0.005mm